


Fast Facts

Compassionate care, accessible to all, for a healthy community

Members **214,781**



Projected Income Statement FY2020-21

Projected Membership by June 2021: 210,253

Projected Operating Revenue: \$751,585,178

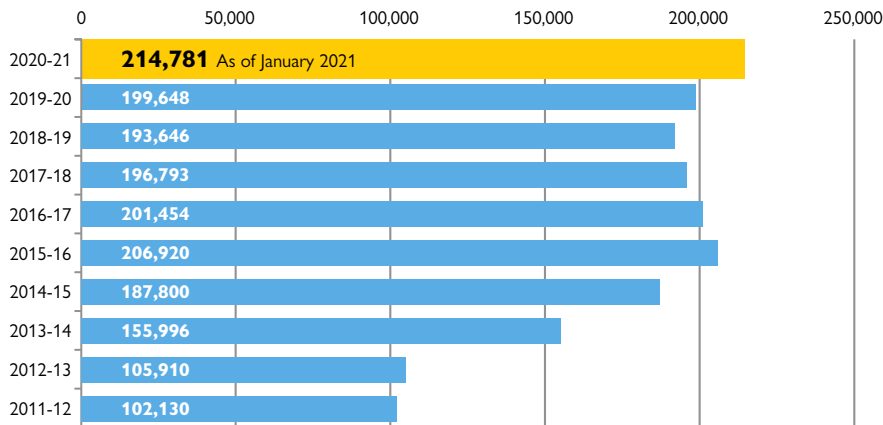
Projected TNE: \$52,424,095

Projected Required TNE: \$30,518,599

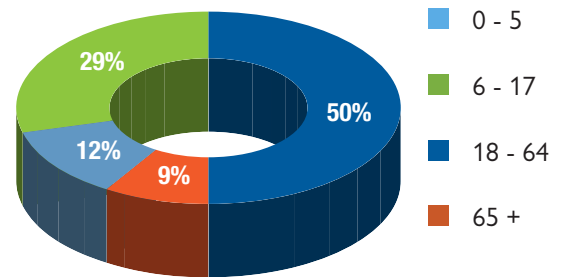
Percent of Required: 172%

Membership Growth

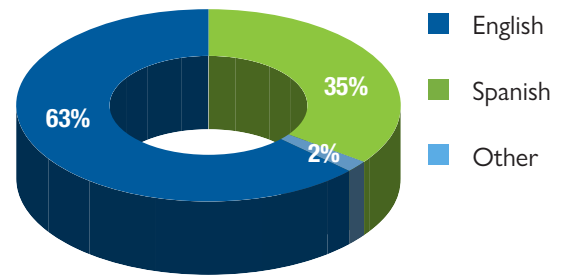
Fiscal Years 2011 – 2021



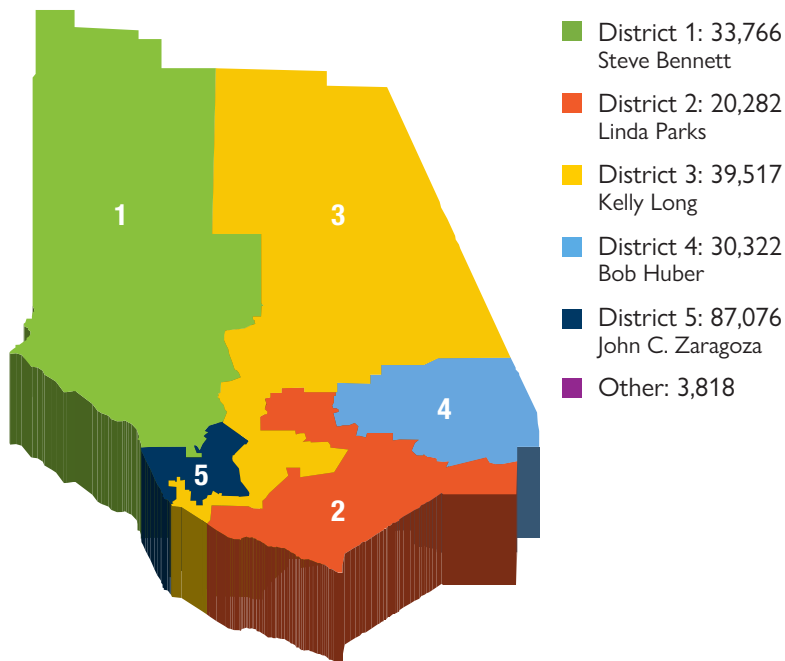
Membership by Age



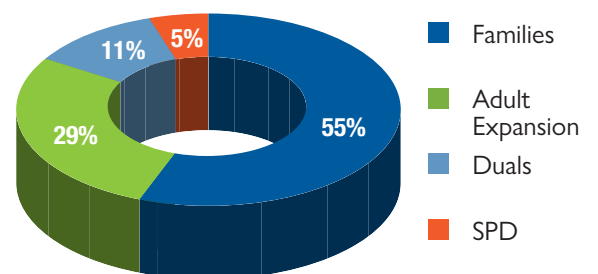
Membership by Spoken Languages



Membership by Supervisorial District



Membership by Aid Category



SPD: Seniors and Persons with Disabilities
Duals: Dually Eligible for Medicare and Medi-Cal

Who We Serve



1 in 2
Ventura County children (ages 0-5)

1 in 5
Ventura County residents

1 in 8
Ventura County seniors

Our Provider Network

430
Primary Care Providers

3,545
Specialists*

24 Hospitals

▶ **19**
Acute Care Hospitals

▶ **5**
Tertiary Hospitals



353
Behavioral Health Providers

501
Pharmacy Providers in
Ventura and Neighboring
Counties

379
Other Service Providers

* Specialists who work in multiple locations are counted once.