

# GCHP Utilization Assessment Data

Dates of Services 1/1/2023-12/31/2023



**\$35,743,981**

Total Spend

**3,078,147**

Member Months

**13,540**

Unique Utilizers

**5.28%**

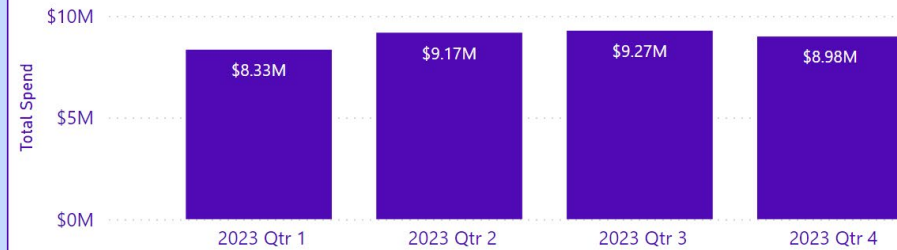
Penetration Rate

**\$11.61**

PMPM

## Total Spend (Paid Amount) by Level of Care using Service Date

Level Of Care ● Outpatient



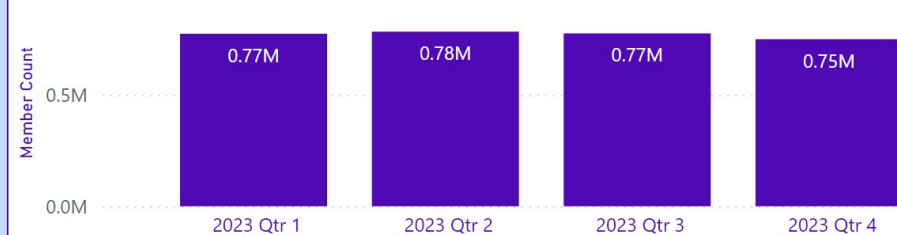
## Total Spend (Paid Amount) by Product Line using Service Date

Line Of Business ● Medicaid

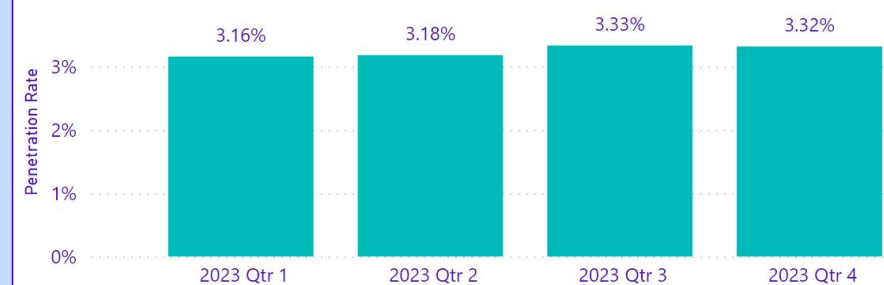


## Member Months

Line Of Business ● Medicaid



## Penetration Rate



## Per Member Per Month by Level of Care

Level Of Care ● Outpatient



## Per Member Per Month by Product Line

Line Of Business ● Medicaid





**256,512**

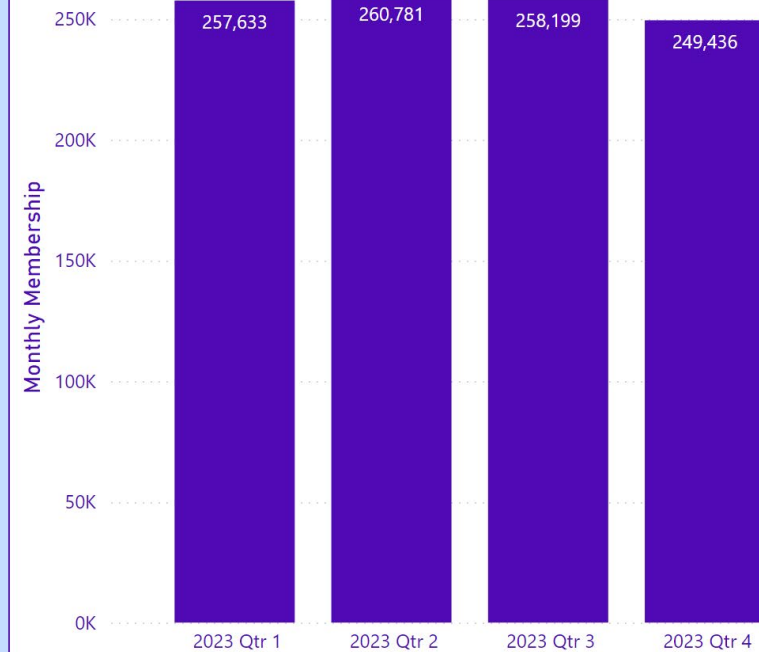
Average Monthly Membership

**13,540**

Unique Utilizers

## Average Membership by Product Line

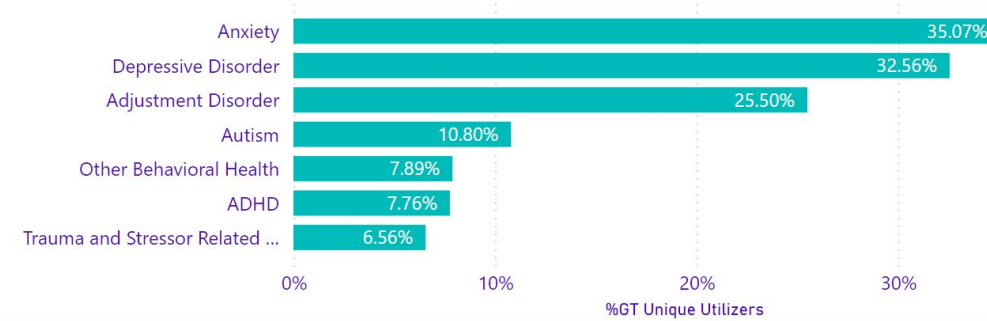
Line Of Business ● Medicaid



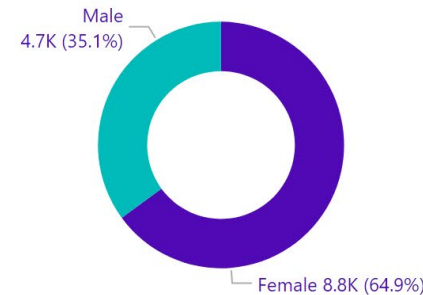
## Unique Utilizers



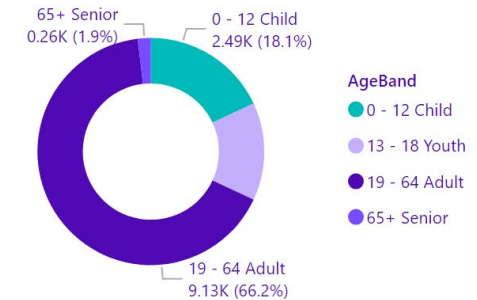
## Unique Utilizers by Reporting Condition Category



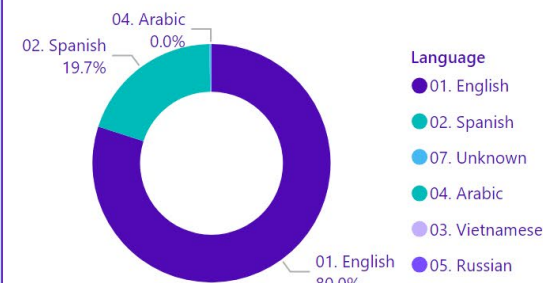
## Unique Utilizers by Gender



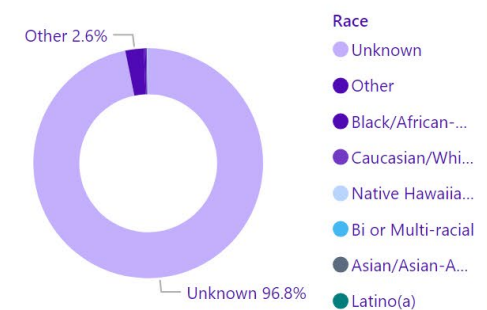
## Unique Utilizers by Age Band



## Unique Utilizers by Language

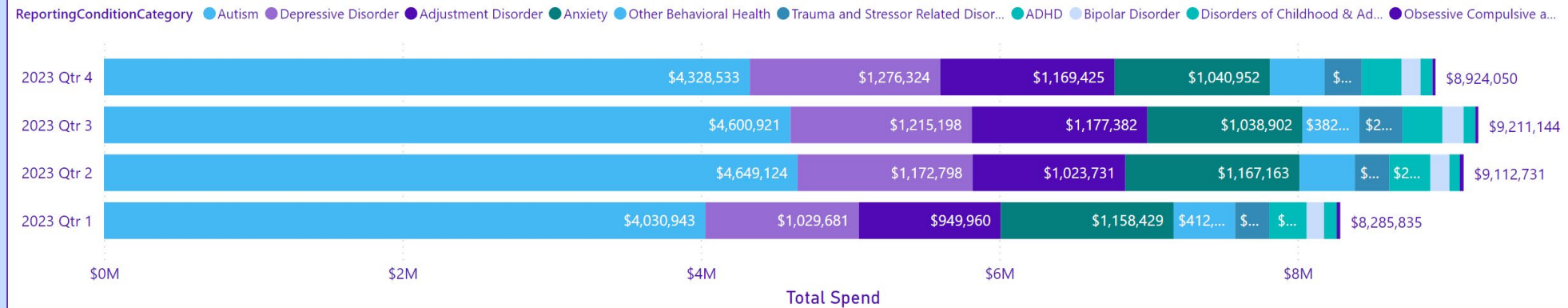


## Unique Utilizers by Race

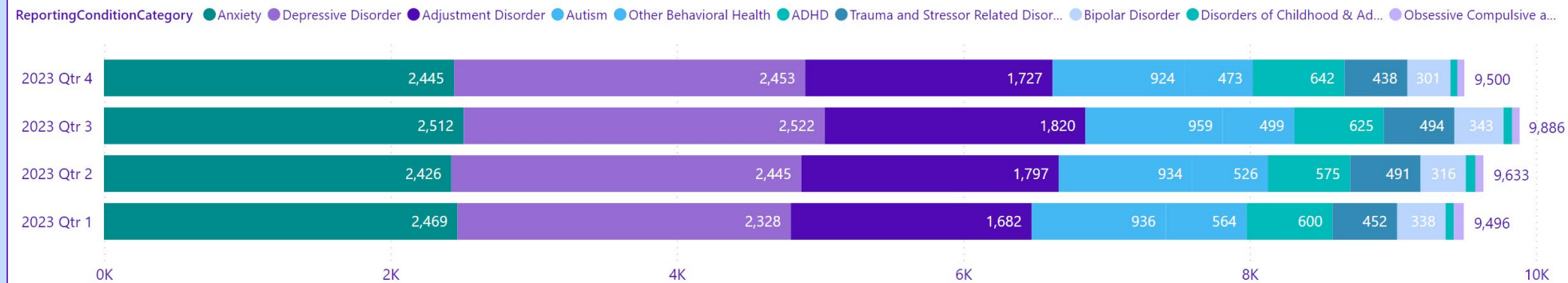




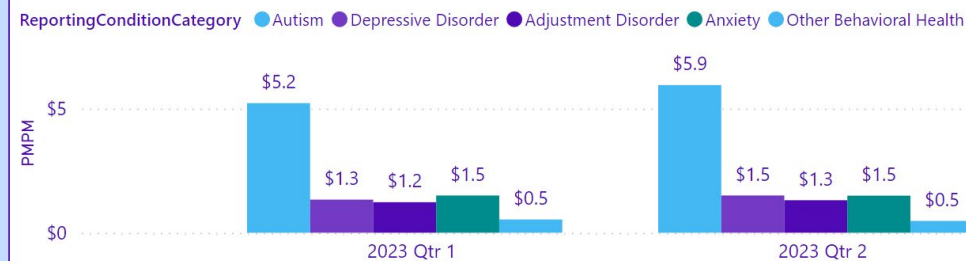
## Top 10 Conditions by Spend



## Top 10 Conditions by Unique Utilizers



## Per Member Per Month - Top 5 Conditions





**\$35,743,981**

Total Spend

**13,540**

Unique Utilizers

**5.28%**

Penetration Rate

**261,931**

Visits Count

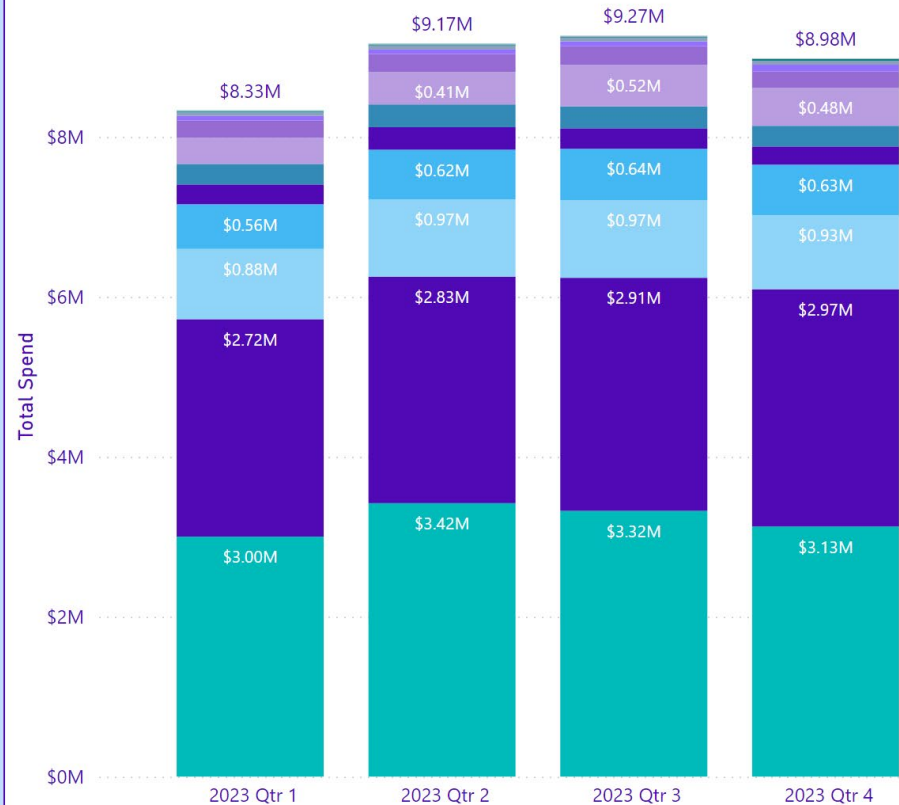
**85.09**

Visits/1000 Member Months

**19.34**

Frequency of Visits

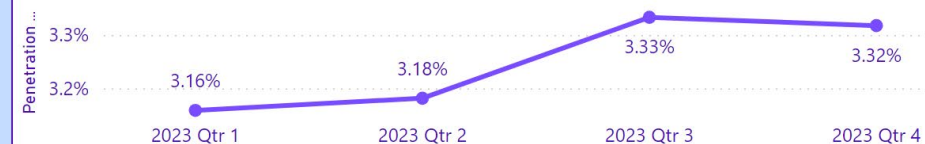
Subcategory ● Adaptive Beh... ● Individual T... ● Protocol Mo... ● Medication ... ● Parent Traini... ● Treatment PL...



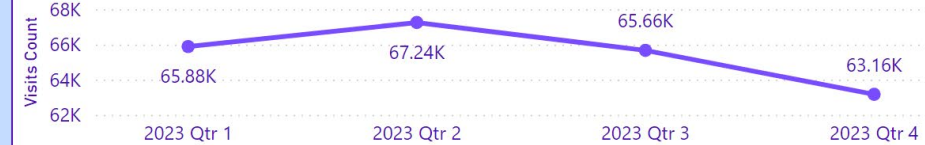
## Unique Utilizers



## Penetration Rate



## Total Visits



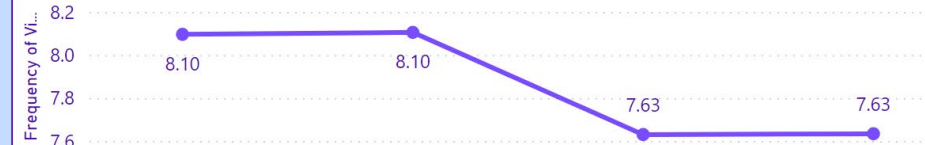
## Visits/1000 Member Months



## Per Member Per Month



## Frequency of Visits



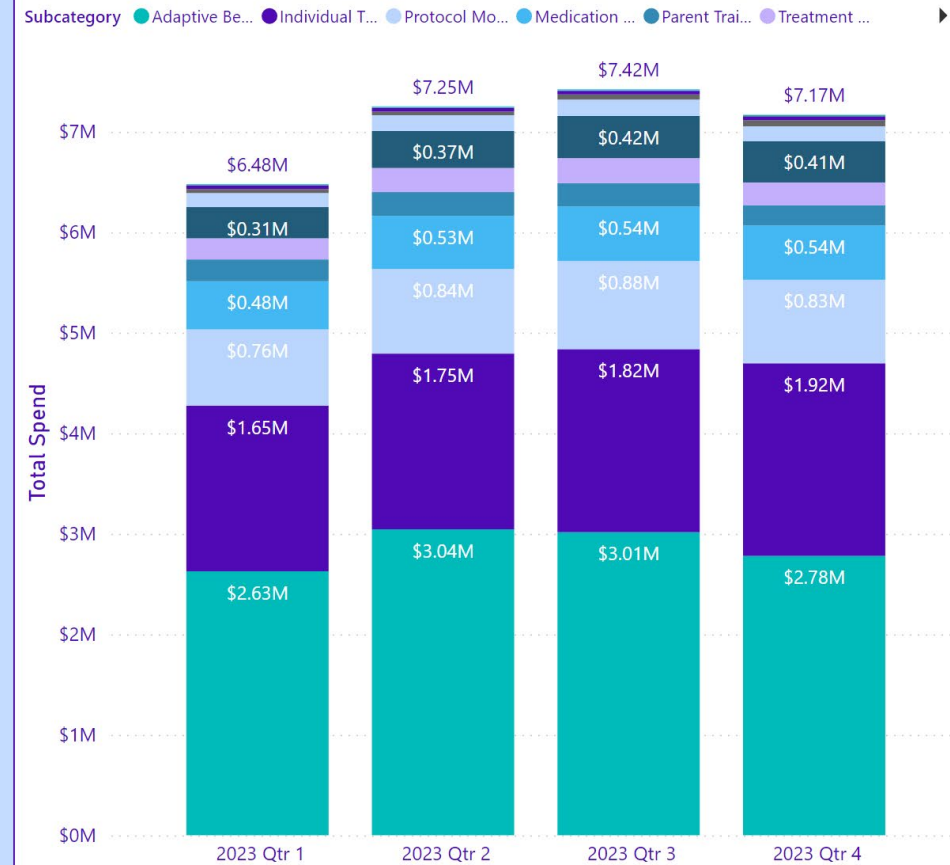




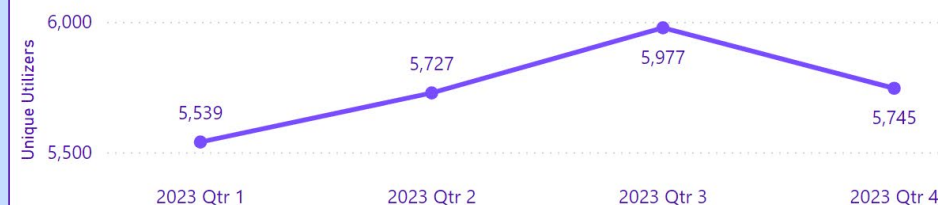
## Top 25 Providers by Total Spend (Paid Amount)

ProviderName - ProviderNumber	Total Spend	Unique Utilizers
Alternative Behavior Strategies Inc. - 1540530	\$4,575,656.27	210
STAR of CA - 1454450	\$2,813,636.86	210
Psychological Behavioral Health, Inc - 2314950	\$2,166,859.00	1,178
Family Psychological Services, Inc. - 1200320	\$1,866,421.48	367
California PsychCare - 1349300	\$1,826,920.23	91
Addison Behavioral Resources, Inc. - 1232140	\$1,697,830.83	125
Autism Learning Partners - 1232270	\$1,610,587.48	128
Childrens Developmental Milestones, Inc - 1297690	\$1,480,775.93	76
Clinicas Del Camino Real, Inc. Karen R Burnham Health Center - 1251080	\$981,503.14	2,907
Miles, Jennifer - 2213830	\$968,804.46	358
Sabira Saifuddin MD Inc - 1569700	\$968,796.89	592
Active Steps - 1458440	\$952,859.98	73
Transformational Counseling Center - 1637100	\$788,857.10	399
LEE D MENDIOLA MD PC - 1238390	\$768,034.99	714
Ehab Yacoub MD Inc. - 1209990	\$709,938.19	475
Maple Counseling Center - 1242270	\$656,130.01	503
Parent Child Clinic Inc - 1458790	\$455,526.28	245
Pantogran LLC - 1303520	\$439,022.44	22
County of Ventura - 1238040	\$426,665.33	916
ABA Network Inc - 1343690	\$419,632.52	29
ABRITE A Speech Pathology Corp - 1454440	\$418,964.65	20
Psychological Services For Families - 1247350	\$376,968.73	374
Its Behavioral - 2196290	\$335,125.58	29
<b>Total</b>	<b>\$28,316,059.41</b>	<b>9,504</b>

## Total Spend (Paid Amount) by LOC Subcategory



## Unique Utilizers



## Frequency of Visits



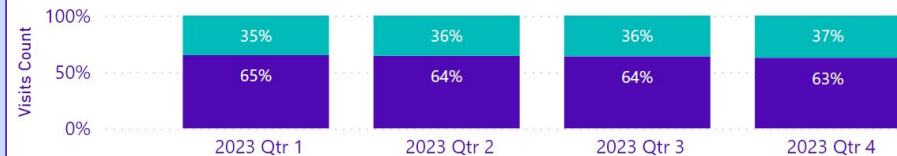


## Total Spend (Paid Amount) - Top 25 Telehealth Providers

ProviderName - ProviderNumber	Total Spend	Visits
Psychological Behavioral Health, Inc - 2314950	\$1,401,132.42	12,469
Sabira Saifuddin MD Inc - 1569700	\$968,796.89	6,176
Miles, Jennifer - 2213830	\$906,717.60	7,476
LEE D MENDIOLA MD PC - 1238390	\$767,899.99	5,630
Ehab Yacoub MD Inc. - 1209990	\$709,938.19	3,985
Transformational Counseling Center - 1637100	\$482,921.00	4,085
California PsychCare - 1349300	\$397,743.43	2,748
Active Steps - 1458440	\$388,848.88	3,137
Maple Counseling Center - 1242270	\$346,323.41	2,783
PATRICIA ANDERSON (1528554193) - 2246540	\$328,717.79	3,438
Childrens Developmental Milestones, Inc - 1297690	\$321,983.37	2,893
Addison Behavioral Resources, Inc. - 1232140	\$273,634.82	2,854
Autism Learning Partners - 1232270	\$261,437.15	1,841
Clinicas Del Camino Real, Inc. Karen R Burnham Health Center - 1251080	\$228,840.42	5,185
Cognitive Health Solutions Inc - 1575600	\$222,618.41	2,289
STAR of CA - 1454450	\$214,363.94	1,752
<b>Total</b>	<b>\$9,503,420.36</b>	<b>83,526</b>

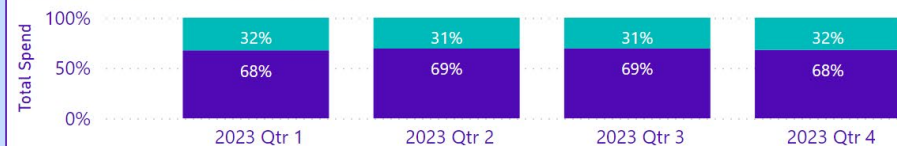
## Visit Distribution by Modality

Modality ● Face to Face ● Telehealth



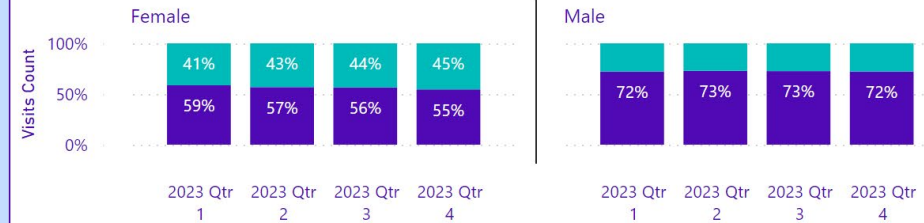
## Spend Distribution by Modality

Modality ● Face to Face ● Telehealth



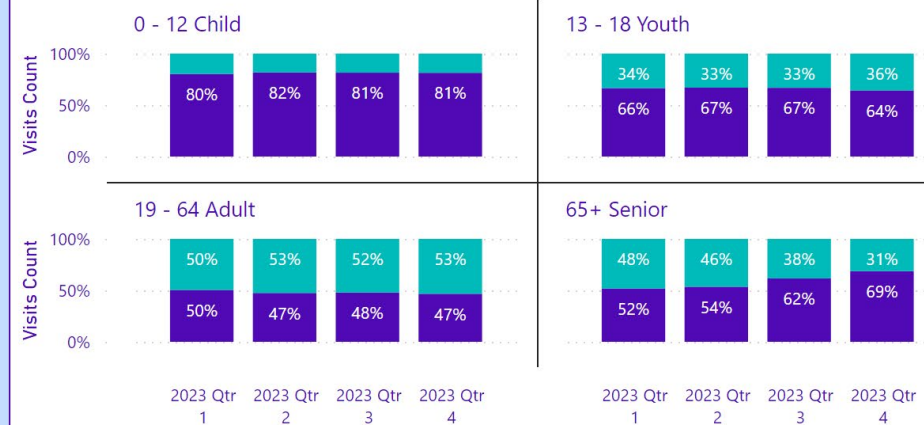
## Visit Distribution by Gender & Modality

Modality ● Face to Face ● Telehealth



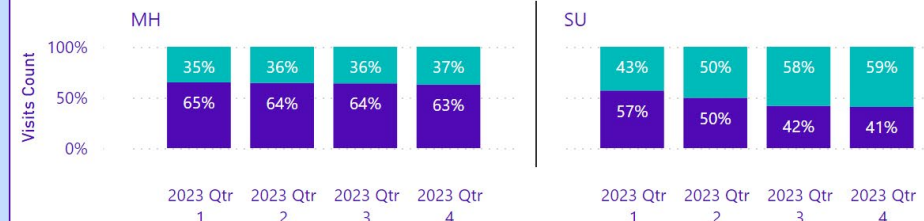
## Visit Distribution by Age Band & Modality

Modality ● Face to Face ● Telehealth



## Visit Distribution by Primary Condition & Modality

Modality ● Face to Face ● Telehealth





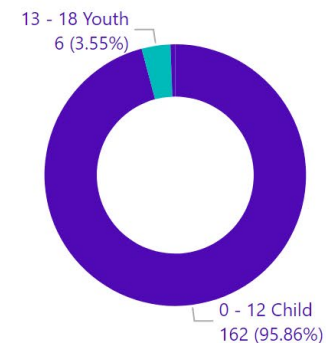
16

High Utilizers / 1000 Unique Utilizers

22.37%

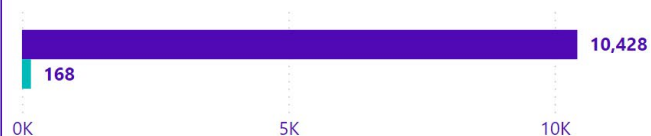
% of High Utilizer Total Spend

## High Utilizers by Age Band



## Total Member Count and High Utilizers Member Count

Unique Utilizers HU Member Count



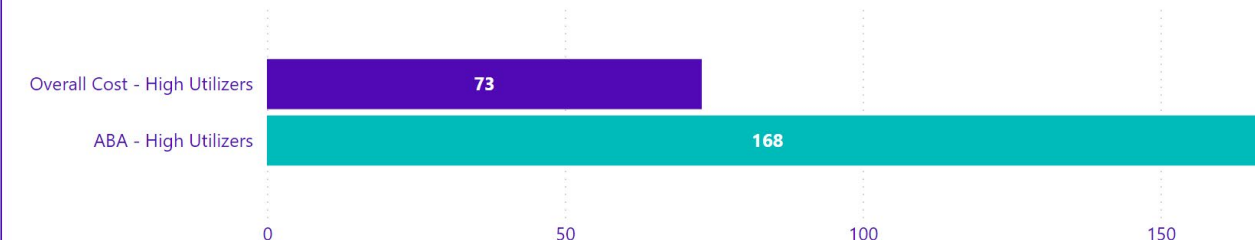
## Total Member Spend and High Utilizers Member Spend

Total Spend Total Spend total for HU MemberID

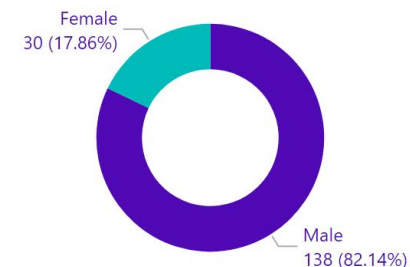


## High Utilizers - Member Count by Utilization Category

Category Overall Cost - High Utilizers ABA - High Utilizers



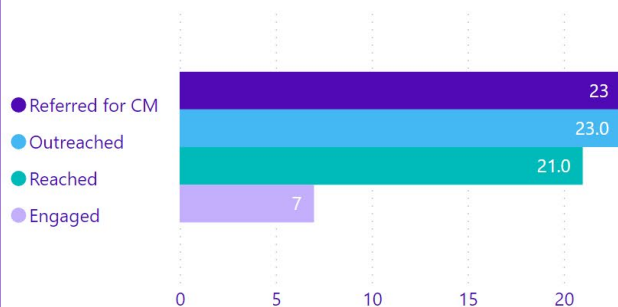
## High Utilizers by Gender



## High Utilizers - Case Management Metric

### Case Management Member Count by Category

Referred for CM  
Outreached  
Reached  
Engaged



13.69%

Referred for Case Management

100.00%

Outreached

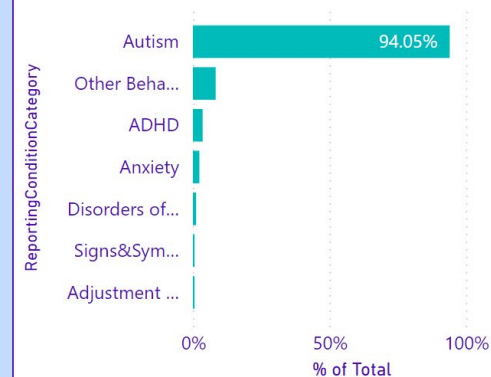
91.30%

Reached

33.33%

Engaged

## High Utilizers by Primary Condition







**Total Members**

247,152

Membership by State and County

State	County	Member Count
CA	Ventura	244,013
CA	Los Angeles	1,419
CA	Santa Barbara	294
CA	Kern	262
CA	San Diego	162
CA	Riverside	146
CA	San Luis Obispo	125
CA	San Bernardino	104
CA	Orange	100
CA	Sacramento	59
CA	Fresno	51
CA	Monterey	32
CA	Imperial	27
CA	Alameda	26
CA	Kings	26
CA	Tulare	22
CA	Santa Cruz	20
CA	Humboldt	19
CA	Santa Clara	19
Total		247,152

