

TECHNICAL SPECIFICATIONS



dr. phillips center

FOR THE PERFORMING ARTS

JUDSON'S LIVE

Dr. Phillips Center for the Performing Arts

155 East Anderson Street.

Orlando, FL 32801

Main Office (407) 839 0119 (M-F 8:30A-5:30P)

Box Office (844) 513-2014

Table of Contents

<u>GENERAL CONTACT INFORMATION</u>	<u>3</u>
<u>MAP & DIRECTIONS</u>	<u>4</u>
<u>TRUCK, BUS & VEHICLE PARKING</u>	<u>5</u>
<u>LOADING DOCK INFO</u>	<u>6</u>
<u>STAGE SPECIFICATIONS</u>	<u>7</u>
<u>HANGING PLOT /</u>	
<u>SOUND AND COMMUNICATIONS</u>	<u>8</u>
<u>LIGHTING INFORMATION</u>	<u>9</u>
<u>DRESSING ROOM INFORMATION</u>	

Contacts at the Dr. Phillips Center for Performing Arts

PRODUCTION STAFF

Production Team	productionmanagement@drphillipscenter.org
-----------------	--

STAGE LABOR -

Judson's Live is a non-union facility. All shows and events will require at least one (1) dpc technician to be present when anyone not affiliated with the Dr. Phillips Center for the Performing Arts is present in the venue.

ADDITIONAL CONTACTS INFORMATION

Guest Services Team	fohadvance@drphillipscenter.org
Food and Beverage Team	foodbeveragemanagement@dpc.org
Security Team	security@drphillipscenter.org

Map and Directions

GPS Address

Stage Door:
155 East Anderson
Orlando, FL 32801

Loading Dock:
470 South Rosalind Ave.
Orlando, FL 32801

Lobby Entrance:
445 S. Magnolia Ave
Orlando, FL 32801

The Dr. Phillips Center is conveniently located in Downtown Orlando and can be reached by several routes.

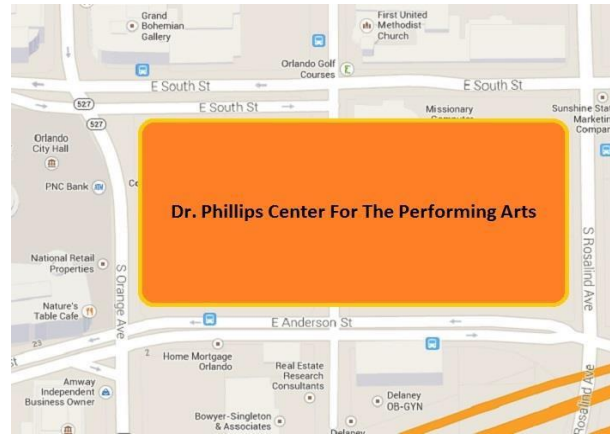
Driving Directions from I-4:

Coming From the West on I-4:

- Take I-4 East to South Street (Exit 82B)
- (Exit curves right)
- Right onto South Street
- Right onto Orange Avenue

Coming From the East on I-4:

- Take I-4 West
- Exit #82C Anderson Street
- Left on Anderson Street
- Left onto S. Rosalind Avenue



Driving Directions from 408 (East-West Expressway):

Coming Eastbound on 408 (East-West Expressway):

- 408 East to I-4 East – toward Daytona Beach (Exit 10A)
- Take the Anderson Street exit (Exit 82C)

Coming From the West on 408 (East-West Expressway):

- 408 West to the Rosalind Avenue exit (Exit 11A)
- Turn Left onto South Street

Trucks going to Loading Dock:

From S. Orange Avenue turn Left onto E. Anderson Street and then turn second left onto S. Rosalind Avenue. The entrance to the lot is on your left. Push the buzzer to contact guard. Identify yourself and a guard will let you enter.

General Parking Instructions:

(If traveling South on S. Orange Ave., Turn Right onto South Street then follow the directions below)

- Turn Left onto Boone Avenue
- Turn Right into the City Commons Parking garage (across the street from City Hall). This garage charges a fee.

Parking

Parking on site is limited. Please inquire with DPC Production Manager prior to arrival. Parking is available for cars in the City Commons parking garage located diagonally across the streets from the Center. All on-site parking arrangements must be discussed with a Production Manager prior to the event for necessary passes and badges.

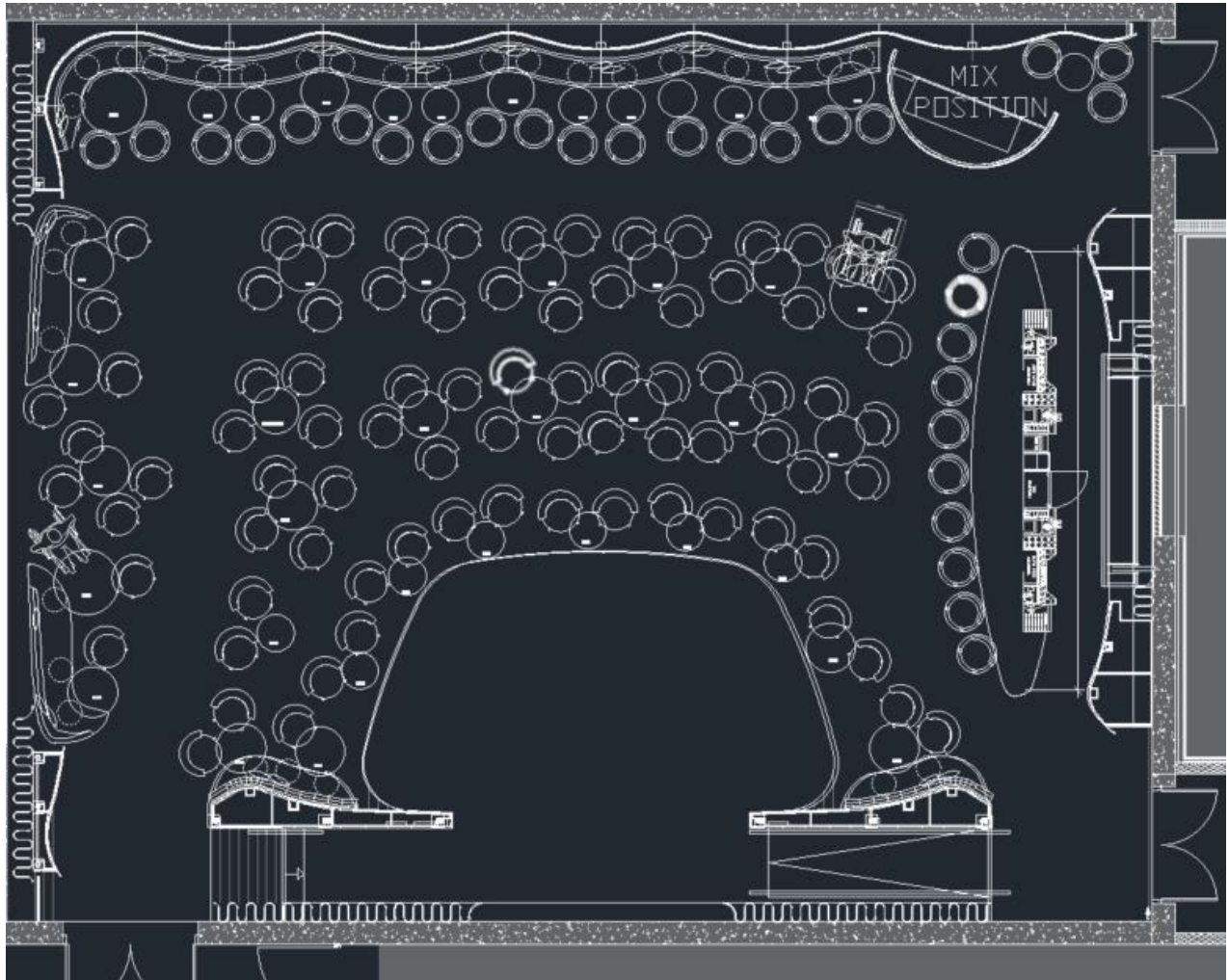




View from Off Stage Right

Stage Specifications

Judson's Live stage is approximately 300 square feet and 12" above audience level. The dimensions of the stage are 25' across at its widest and 14' across the front. It is 14' from downstage center to the 16' wide proscenium arch, and an additional 5' to the upstage wall. Please see the image below for a ground plan of the space. An ADA-accessible ramp provides access from stage right.



House Instruments

The instruments and equipment noted below are maintained in-house at the Dr Phillips Center. Verification is required during the Advance process to verify it is available for use on specific performance days in Judson's Live; otherwise, rentals will be required.

Piano & Keyboards -

- A 1958 Yamaha C3 Conservatory Grand Piano built in Hamamtsu, Japan.
The piano remains on stage whether in use by the performance or not. It is tuned on a weekly basis.
- A Nord 4, 88-key Stage Piano

Bass -

- A ca. 1920s Czech $\frac{3}{4}$ double bass with figured spruce top and highly flamed round back, ribs and scroll is available in house. It includes ebony fittings, adjustable bridge and pickup.
- Aguilar 350W 2x10" Classic Black, 4-Ohm Cabinet
- Tone Hammer 700 Super Light Head

Guitar -

- Fender 65 Dix Rev 22W 1x12 Tube Combo
- Hughes & Kettner ERA 2 Acoustic Amp - Wood

Drums -

- Yamaha Absolute Hybrid Maple Drum Kit - 18x14/10x7/12x8/14x13/16x15
- Yamaha Absolute Hybrid Maple Snare -14x6
- Remo Ambassador Coated Heads
- Zildjian K Dry Cymbal Pack
- Roc-N-Soc Nitro Saddle Throne

Performance Audio

Speaker Configuration

Judson's Live has a D&B Point Source system made up of (5) E12-D cabinets. Two (2) Bi6-Subs are hung from the grid, one each just off-stage left and right.

Six (6) E12-Ds are available for placement for monitors. Two (2) E6 Downfills and two (2) E6 Outfills are provided.

The Front-of-House console is an Allen & Heath Avantis. The Avantis has (1) 128x128 Dante networking card and (1) DX-Link Expansion Card. There are (2) DX 12 I/O units and (1) DX32 I/O Frame, with (4) DX32 Prime input Cards.

The playback system is a Mac Mini M2 Pro with Q-Lab 5, interfaced through a Focusrite Scarlett 2i2.

MICROPHONES

AKG	C414	Large diaphragm Condenser	2
Audix	DP4	4-piece Drum Mic Kit	1
DPA	4266	DPA headset mic	1
DPA	VO4099-DC-1-101-P	4099 Core Mic, Stereo system for Piano	1
DPA	VO4099-DC-1-199-G	Acoustic Guitar Mic 4099 Core	1
DPA	VO4099-DC-1-201-B	Acoustic Bass Mic, 4099 Core	1
Neumann	KM184-Pari	Small Diaphragm condenser, Pair	2
Neumann	KMS105ni	Handheld Microphone, Vocal condenser	1
Sennheiser	E609-Silver	Dynamic Microphone	1
Sennheiser	MD 421-II	Dynamic Microphone	4
Shure	SM57-LC	Instrument Microphone, Dynamic	6
Shure	SM58-LC	Handheld Microphone, Dynamic	4

WIRELESS

Shure	AD4QUS	Four-Channel Digital Wireless Receiver	1
Shure	ADX1	Bodypack Transmitter	2
Shure	ADS2/SM58	Handheld Transmitter, SM58 Cartridge	2
Shure	AD610	Showlink Access Point	1
Shure	SB910	Rechargeable Battery for ADX1	6
Shure	SB920	Rechargeable Battery for ADX2	6
Shure	SBRC	Rack-Mount Battery Charger Frame	1
Shure	SBM910	Charging module for SB910	2
Shure	SBM920	Charging Module for SB920	2
Shure	UA834WB	In-Line Antenna Amplifier	2

Intercom / Paging

Six (6) 2-channel digital, wired HelixNet beltpacks are provided in Judson's. Two are located at the control booth, three in the Broadcast/Recording control room and one backstage. The HelixNet system can be supplemented with wireless beltpacks with the Dr Phillips Center as available.

Video Information

A roll-down projection screen is located just upstage of the proscenium arch. The projection surface is 8'-5" high and 15'-0" wide. A permanently-mounted Epson 13k projector is hung from the ceiling for use with the screen.

Broadcast / Recording

An Allen and Heath digital Avantis audio console is connected to Front-of-House Avantis console via S-LINK; all Judson's input channels are shared; typically, FoH will have full control of the head-end amps. The Recording Avantis is also fitted with an A&H "SuperMADI" card to allow for multi-channel digital audio connections with Steinmetz Hall and a single audio feed via NDI camera from the Walt Disney Theater, Alexis and Jim Pugh Theater and DeVos Family Rooms.

A Blackmagic Designs ATEM 2 M/E Broadcast Studio 4K switcher with ATEM 2 M/E Advance Panel control surface serves as the primary video control/switching equipment.

Three (3) Panasonic AW-UE150 PTZ cameras are mounted across the back wall of the House, approximately 9' above the stage floor. Two (2) Panasonic AW-UE100 PTZ cameras are available as portable units. Camera control is Ethernet-enabled AW-RP150.

Six (6) BMD HyperDeck Studio 4K recorders with HyperDeck Extreme Controller allow for iso-recording of each camera but may be patched to any source in the system. Each deck has two (2) 2TB SSDs.

A 55" OLED video display is used for MultiView from the ATEM switcher. Four (4) 32" OLED provide selectable views.

Three (3) BMD SmartScope DUO dual-screen monitors on the console monitor camera inputs for shading and control.

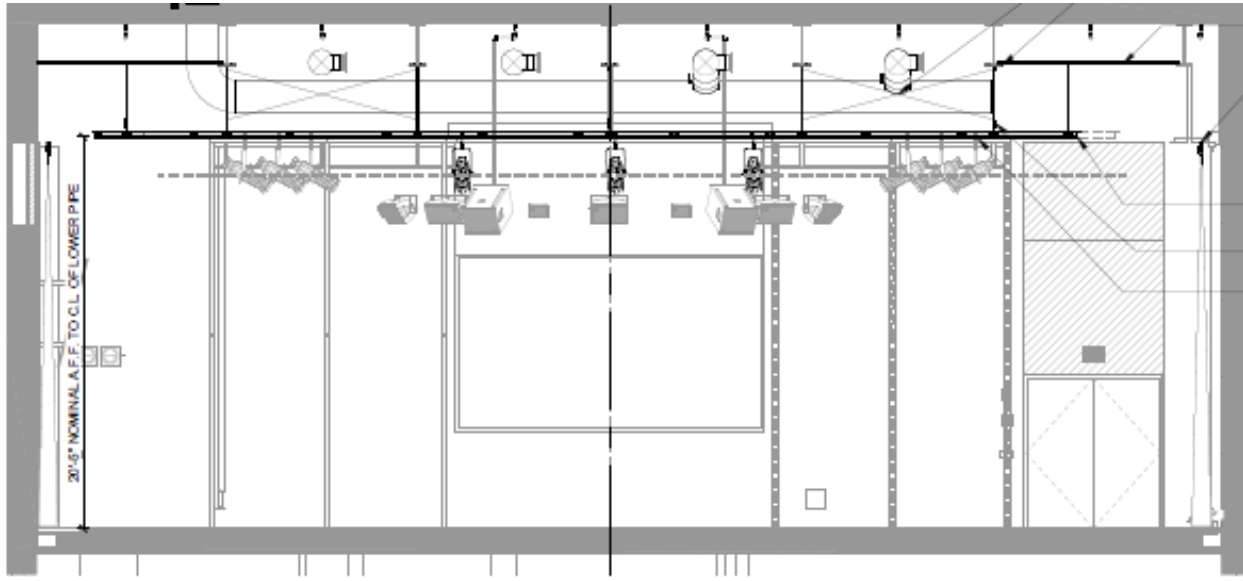
Lighting Information

Judson's Live is a full LED venue. The room contains the fixtures below in a set plot and does not have any loose inventory. There is no accommodation for additional fixtures.

The House lighting is provided via LED-lit "clouds". They have pre-approved looks, which may not be change for performances.

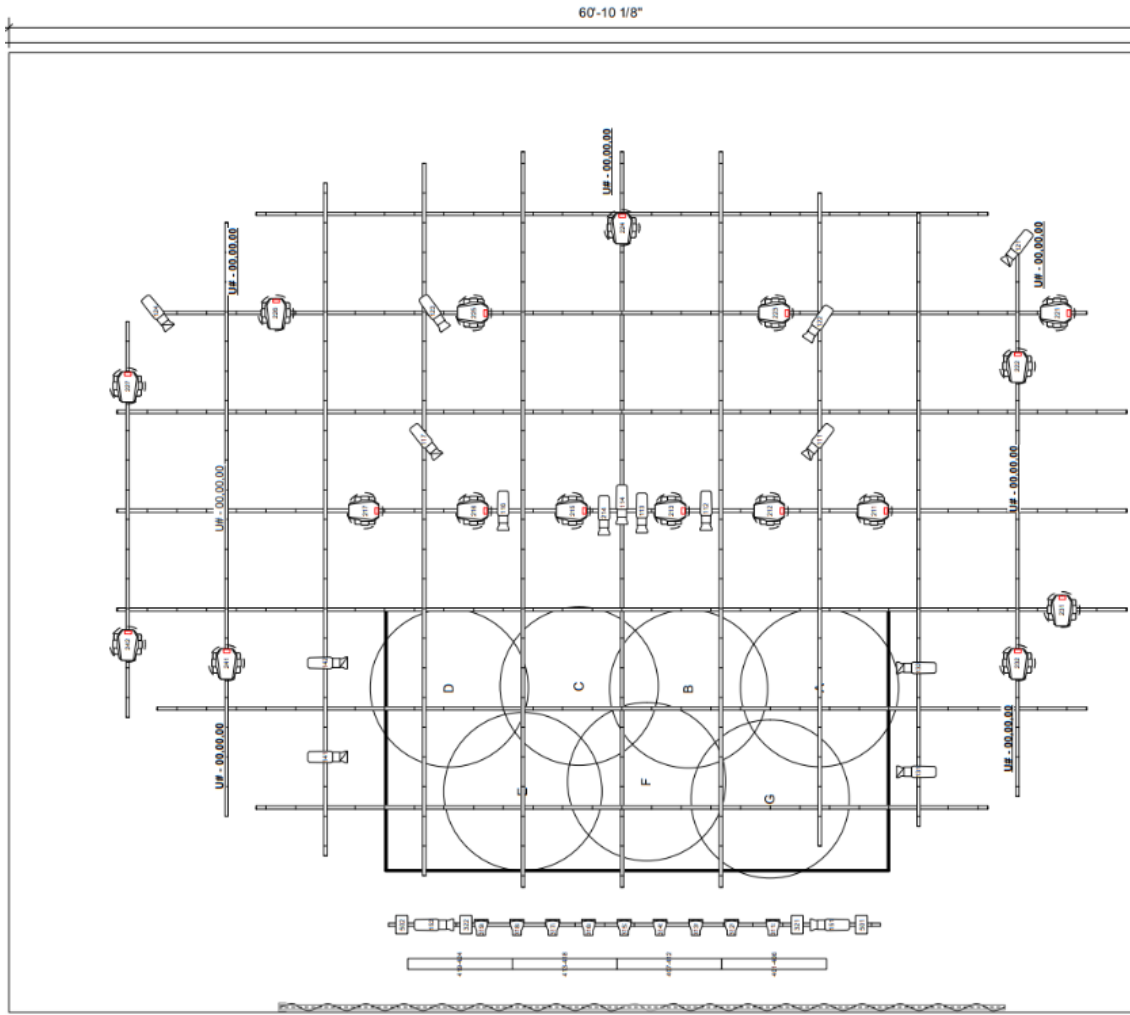
Lighting Equipment

1	ETC EOS TI
17	HES Lonestar
6	26 degree ETC Lustr 3 w/XDLT barrel
12	36 degree ETC Lustr 3 w/XDLT barrel
9	ETC D40 Vivid Array
4	ETC Selador Vivid 11
4	ETC Selador Vivid 63



2 PIPE GRID SECTION
1/4" = 1'-0"

SECTION



60'-10 1/8"

Light		ETC Lustr 63 @ 750w	4
		ETC Lustr 11 @ 125w	5
		ETC Source4 LED 26deg @ 140w	8
		ETC Source4 LED 36deg @ 140w	9
Moving Light		High End Systems SolafFrame 750 @ 562 w	17
Static Accessory		C Clamp	31
			Typical

PLOT

Dressing Room/ Wardrobe/Green Room Information

Dressing Rooms

One (1) Dressing Room is dedicated to Judson's Live. Room 2E is located on the second floor with stair and elevator access just down the hall. The room is 14'W and 10'L. The room is equipped with chairs, lockers and a wall-mounted make-up table. A dedicated toilet with shower is dedicated to the room as well.

Wardrobe/Laundry Room

A Wardrobe/Laundry room is also located on the second floor. Three (3) washers and three (3) dryers are installed. A double sink is also available. Prior arrangements during the Advance need to be made if there is a need to use it.

Green room / Catering Room

The Judson's Live Theatre Green Room is located on the second floor. It is 15'W X 32'L and includes two (2) separate restrooms with showers. The room includes a "living room setup" along with tables and chairs for craft services and dining.



Judson's Live Green Room