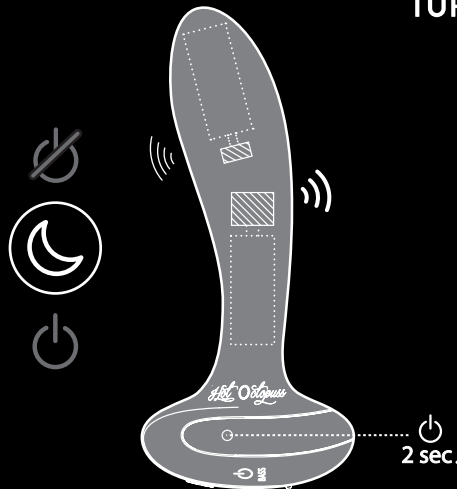


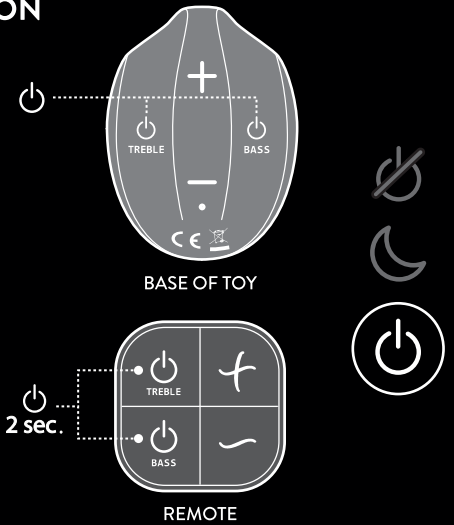


REINVENTING PLEASURE

TURNING ON

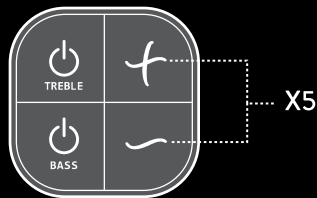
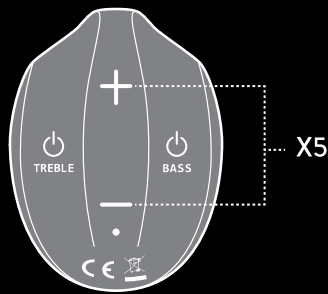


Press power button for 2 seconds. The toy will vibrate twice. PleX is now in standby mode.

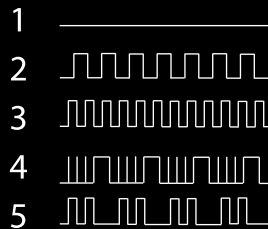
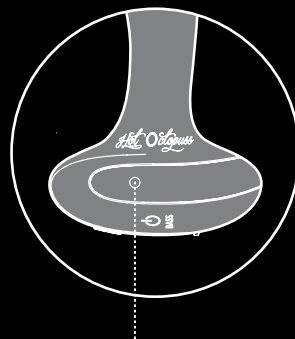


To Start Motors

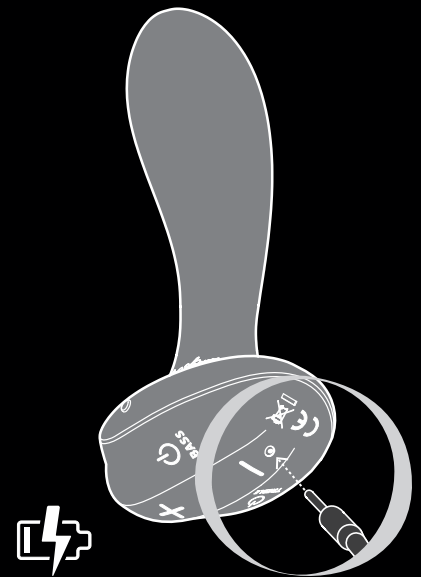
Option 1 - short press *Treble* or *Bass* button on toy.
Option 2 - hold *Treble* or *Bass* button on remote for 2 seconds.



Press (+) and (-) buttons on toy or remote to adjust intensity.

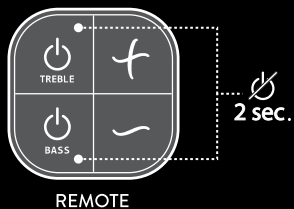
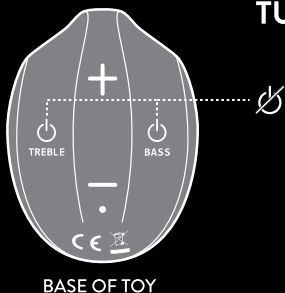


Short press power button on side of the toy to cycle through patterns.



Charge for 4 hours before first use.


TURNING OFF



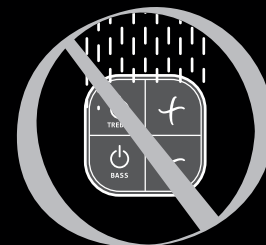
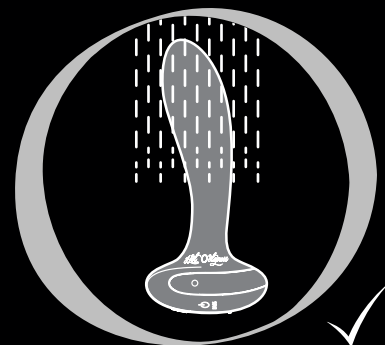
Returning To Standby Mode

Option 1 - short press *Treble* or *Bass* button on toy.
Option 2 - hold *Treble* or *Bass* button on remote for 2 seconds.

2 sec.



Press power button for 2 seconds to switch off.



PleX is water proof; remote is NOT.



Hot Octopuss products are covered by various global IP rights including copyright, patent applications, patents and registered designs.

Made from skin-safe Silicone. Does not contain phthalates or latex. Use with water based lubricants only. Sold as an adult novelty. Discontinue use if irritation or discomfort occurs. To avoid injury or aggravating pre-existing skin conditions, do not use on swollen or inflamed areas, or lacerated skin. No medical claims are warranted or implied by the use of this product. Designed by Hot Octopuss, London in Great Britain, assembled in China.

HOT OCTOPUSS LTD.
Parklands Business Park, Forest Rd, Denmead, P07 6XP, UK

HOT OCTOPUSS EU.
5237 HD Den Bosch, NL

HOT OCTOPUSS USA.
3443 Edwards Avenue, Santa Clara, CA 95054, USA



WATCH INSTRUCTION VIDEO

Scan QR code



Or visit
www.HO.tips/vid12