



DUFRESNE CORE PRICE LIST - ACCENT CHAIRS

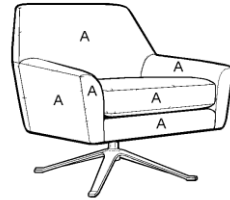
MAY 2024

511 Chrislea Road, Woodbridge (Toronto) Ontario Canada L4L 8N6 • Tel 905 856 5956 • Fax 905 856 2034 • www.decor-rest.com



STYLE: 2097-Marcel

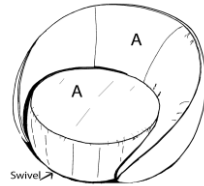
FEATURES



Spring: Back: Sinuous Spring Construction **Seat:** Webbing
Seat Foam: 1.9 lb. Standard Foam, Option of Firm.
Back & Seat Cushion: Tight back, box seat with invisible stitching.
Pillow: N/A
Finishes: Black
Leg Type: Swivel base
Special Features: Available in fabric style 2097 and leather, style 3097
Available Fabric Code: A

DESCRIPTION	PILLOW	CDN PRICING				DIMENSIONS							WEIGHT (LBS)	CUBES	
		Floor	23-33	38-53	58-93	98 >	L	D	H	AH	SD	SH			BA
2097-59 Swivel Chair	0		540	560	600	680	29	32	33	22	21	19	21	50	18
100% all LEATHER															
3097-59 Swivel Chair	0		800	850	900		29	32	33	22	21	19	21	50	18

STYLE: 2261 **FEATURES**



50TH CON AMORE COLLECTION

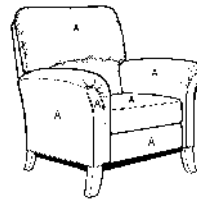
- Spring:** Back: Sinuous Spring Construction
Seat: Webbing
- Seat Foam:** 1.9 lb. Firm
- Seat & Back Cushion:** Tight back. Tight seat with top stitching
- Pillow:** N/A
- Pillow Insert:** N/A
- Finishes:** N/A
- Leg Type:** Swivel base
- Special Features:** Correlating Sofa Style 2286
- Available Fabric Code:** A

DESCRIPTION	PILLOW	CDN PRICING				DIMENSIONS							WEIGHT (LBS)	CUBES	
		Floor	23-33	38-53	58-93	98 >	L	D	H	AH	SD	SH			BA
2261-59 Swivel Chair	0		610	630	670	750	32	31	31	17	22	17	21	50	17


STYLE: 2450-Fabric & 3450-Leather Margaux **FEATURES**



Spring: Sinuous Spring Construction
Seat Foam: 1.9 lb. Standard Foam ONLY
Back & Seat Cushion: Semi attached back. Tight seat with self-welt
Pillow: N/A
Finishes: Fruitwood, Espresso, Black, Pewter, Antique Grey & Cream
Leg Type: 7" Front & 5" Back, attached hardwood Legs
Special Features: Reclining Chair
 Available in fabric style 2450 and leather, style 3450
 POWER available with 5V USB controller. Leggett and wall mechanism
 OPTION: Battery Backup \$100
Available Fabric Code: A, UTRA



2450 - Fabric




3450 - Leather

DESCRIPTION	PILLOW	CDN PRICING				DIMENSIONS								WEIGHT (LBS)	CUBES
		Floor	23-33	38-53	58-93	98-123	L	D	H	AH	SD	SH	BA		
2450 Push Back Recliner Chair (59" depth when fully reclined)			585	585	635	685	36	36	41	28	19	19	21	50	31
2450P Power Recliner Chair (59" depth when fully reclined)			735	735	785	835	36	36	41	28	19	19	21	50	31
100% all LEATHER			000 - 100	200	300	400									
3450-C Push Back Recliner Chair (59" depth when fully reclined)			875	925	975	1025	36	36	41	28	19	19	21	50	31
3450P Power Recliner Chair (59" depth when fully reclined)			1025	1075	1125	1175	36	36	41	28	19	19	21	50	31

NOTE: Fabrics above grade 43 are available.

All dimensions shown are approximate and are subject to the slight variations inherent in a hand built product. L: length D: depth H: height AH: arm height SD: seat depth SH: seat height BA: between arms. REFER TO FINISH PRODUCT MEASURING GUIDE PAGE

STYLE: 2468 Stella **FEATURES**



Spring: Sinuous Spring Construction
Seat Foam: 1.9 lb. Standard Foam, Option of Firm.
Back & Seat Cushion: Tight back, Box seat with self or contrast welt
Pillow: N/A
Finishes: Fruitwood, Espresso, Black, Pewter, Antique Grey & Cream
Leg Type: 5" Tapered, not attached
Special Features:
Available Fabric Code: A, S, P, C, UTRA

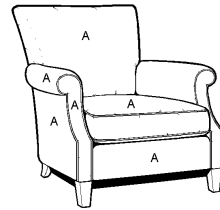
DESCRIPTION	PILLOW	CDN PRICING				DIMENSIONS							WEIGHT (LBS)	CUBES	
		Floor	23-33	38-53	58-93	98 >	L	D	H	AH	SD	SH			BA
2468 Chair			480	480	530	580	32	35	36	26	21	19	21	50	20
2468 Ottoman			240	240	290	340	28	21	18					20	4

NOTE: Fabrics above grade 43 are available.

All dimensions shown are approximate and are subject to the slight variations inherent in a hand built product. L: length D: depth H: height AH: arm height SD: seat depth SH: seat height BA: between arms. REFER TO FINISH PRODUCT MEASURING GUIDE PAGE

STYLE: 2538-Katrina

FEATURES



- Spring:** Sinuous Spring Construction
- Seat Foam:** 1.9 lb. Standard Foam, Option of Firm.
- Back & Seat Cushion:** Tight back, box seat with self-welt
- Pillow:** N/A
- Finishes:** Fruitwood, Espresso, Black, Pewter, Antique Grey & Cream
- Leg Type:** 5" Tapered (Front), 5" Slanted (Back), not attached. Ottoman: 5" Tapered, not attached
- Special Features:**
- Available Fabric Code:** A, C, S, P, UTRA

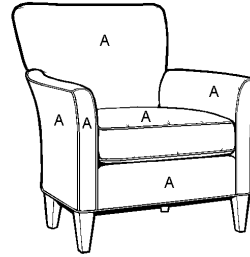
DESCRIPTION	PILLOW	CDN PRICING				DIMENSIONS							WEIGHT		
		Floor	23-33	38-53	58-93	98 >	L	D	H	AH	SD	SH	BA	(LBS)	CUBES
2538 Chair	0		480	480	530	580	35	36	36	25	22	19	22	50	23
2538 Ottoman	0		240	240	290	340	23	23	19					20	4

STYLE: 2668-Ava

FEATURES



- Spring:** Sinuous Spring Construction
- Seat Foam:** 1.9 lb. Standard Foam, Option of Firm.
- Back & Seat Cushion:** Tight back, Box seat with self-welt
- Pillow:** N/A
- Finishes:** Fruitwood, Espresso, Black, Pewter, Antique Grey & Cream
- Leg Type:** Attached hardwood 7" legs
- Special Features:**
- Available Fabric Code:** A, S, P, C, UTRA



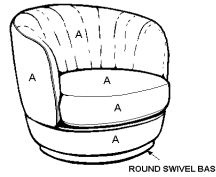
DESCRIPTION	PILLOW	CDN PRICING				DIMENSIONS							WEIGHT (LBS)	CUBES	
		Floor	23-33	38-53	58-93	98 >	L	D	H	AH	SD	SH			BA
2668 Chair	0		480	480	530	580	31	34	35	26	21	19	21	50	21

STYLE: 2894-Allison

FEATURES



- Spring:** Webbing
- Seat Foam:** 1.9 lb. Standard Foam, Option of Firm.
- Back & Seat Cushion:** Tight back cushion, box seat with self welt
- Pillow:** N/A
- Finishes:** Brass or Pewter
- Leg Type:** Swivel Base Only
- Special Features:** Pleated inside back
- Available Fabric Code:** A



DESCRIPTION	PILLOW	CDN PRICING				DIMENSIONS							WEIGHT (LBS)	CUBES	
		Floor	23-33	38-53	58-93	98 >	L	D	H	AH	SD	SH			BA
2894 Swivel Chair	0		590	610	650	730	32	34	33	27	23	18	22	50	21

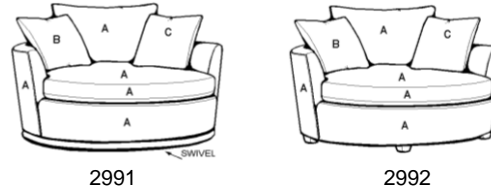
STYLE: 2991 - Tina **FEATURES**



Spring: Back: Sinuous Spring Construction **Seat:** Webbing
Seat Foam: 1.9 lb. Standard Foam, Option of Firm.
Back & Seat Cushion: Loose back, box seat with self-welt
Pillow: Please NOTE BELOW for quantity.
 B, C=22" x 22" your fabric choice with invisible stitch

Pillow Insert: Feather Blend
Leg Finishes: Fruitwood, Espresso, Black, Pewter, Antique Grey & Cream
Leg Type: 2991: Swivel Base

Special Features: Recessed upholstered swivel base
Available Fabric Code: A, C, UTR



DESCRIPTION	PILLOW	CDN PRICING				DIMENSIONS							WEIGHT (LBS)	CUBES	
		Floor	23-33	38-53	58-93	98 >	L	D	H	AH	SD	SH			BA
2991 Swivel Chair 59"	2		790	830	910	1070	59	58	28	28	42	20	43	100	55
2991 Swivel Chair 46"	2	700	755	785	845	965	46	45	28	28	28	20	31	50	31

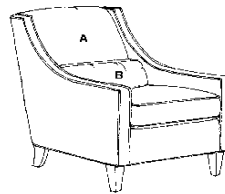
STYLE: 7606-Fabric & 7306-Leather - Glenda

FEATURES

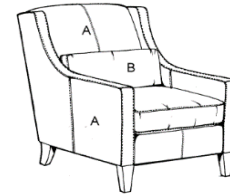


- Spring:** Sinuous Spring Construction
- Seat Foam:** 2 lb. Standard Foam, Option of Firm.
- Back & Seat Cushion:** Tight back with Box seat with top stitch
- Pillow:** Please NOTE BELOW for quantity - 22" x 11",
your fabric or Leather choice with border band and NO-welt
- Pillow Insert:** Feather Blend
- Finish:** Fruitwood, Espresso, Black, Pewter, Antique Grey & Cream
- Leg Type:** Front, 7" Tapered, not attached
Back, 7" Slanted, not attached
- Special Features:** Available in leather style 7306 and fabric, style 7606

Available Fabric Code: A, S, C, P, UTRA



7606 - Fabric



7306 - Leather



DESCRIPTION	PILLOW	CDN PRICING				DIMENSIONS							WEIGHT (LBS)	CUBES (FT)	
		Floor	23-33	38-53	58-93	98 >	L	D	H	AH	SD	SH			BA
7606 Chair	1		480	480	530	580	28	34	40	25	22	19	22	50	18
7606 Ottoman			240	240	290	340	28	21	19					25	4
100% all LEATHER		PILLOW	000 - 100	200	300	400									
7306 Chair	1		740	790	840	890	28	34	40	25	22	19	22	50	18
7306 Ottoman			325	350	375	400	28	21	19					25	4

NOTE: Fabrics above grade 43 are available.

All dimensions shown are approximate and are subject to the slight variations inherent in a hand built product. L: length D: depth H: height AH: arm height SD: seat depth SH: seat height BA: between arms. REFER TO FINISH PRODUCT MEASURING GUIDE PAGE