

**DREW**  
EST. 1875  
PROBLEM SOLVED™



**Spring 2023**

DREW SHOE - 800.837.3739 - DEALER.DREWSHOE.COM



# Quick Last Reference Outsole Colors May Vary

## WOMEN'S

### P246... Page 3

- Plus Fitting System®
- External TPU Shank
- Dual Heel Stabilizer
- Walkright Insole



### P245... Page 9

- Plus Fitting System®
- Broad Forefoot
- Wide, Tempered Steel Shank
- Dual density Outsole
- Walkright Insole



### P221... Pages 6 & 7

- Plus Fitting System®
- Broad Forefoot
- Wide Shank
- Extended Medial Heel Stabilizer
- 6/8 Heel Height



### P234... Page 8

- Plus Fitting System®
- Broad Forefoot
- Lightweight, Flexible Outsole
- 6/8 Heel Height



### P80/ P801... Page 12

- Plus Fitting System®
- Broad Forefoot
- Interior Nylon Shank in Midsole and TPU Shank in Outsole
- Lightweight Rubber Outsole with EVA Wedge Midsole
- Rocker Bottom



### P231...Page 10

- Plus Fitting System®
- Broad Forefoot
- Extended Medial Heel Stabilizer
- Polyurethane Outsole



### P101... Page 12

- Plus Fitting System®
- Broad Forefoot
- Extended Medial Heel Stabilizer
- Rocker Bottom Outsole with Wide Shank



### P16... Page 11

- Plus Fitting System®
- Wide Shank for Superior Stability
- 6/8 Heel Height



### P88... Page 10

- Added Depth
- Deep, Broad Oblique Forefoot
- Dual-density Insert



### P46... Page 10

- Plus Fitting System®
- Flared Outsole
- Broad Forefoot
- Wide Shank with Rocker Bottom
- 6/8 Heel Height



### P243... Page 8

- Added Depth
- Ultra Lightweight Construction
- Nylon Shank
- Featherweight Polyurethane Outsole



### P244... Pages 8 & 13

- Plus Fitting System®
- Extended Heel Stabilizer
- Rocker Bottom
- Slip-resistant
- Walkright Insole



## MEN'S

### P420... Page 20

- Plus Fitting System®
- Deep, Broad Oblique Toe for Maximum Stability
- Slip-resistant, Oil-resistant, Non-Marking Outsole



### P401... Page 16

- Plus Fitting System®
- Durable Rubber Outsole with a Comfort EVA Midsole
- Flared Outsole with Rocker Bottom
- Deep, Broad Forefoot



### P66... Pages 20 & 21

- Plus Fitting System®
- Deep, Broad, Oblique Toe for Maximum Stability
- Mild Rocker Bottom
- Extended Medial Heel Stabilizer
- Lightweight, Flared Outsole



### P74/ P741... Pages 14 & 15

- Plus Fitting System®
- Broad Forefoot
- Interior Nylon Shank in the Midsole and TPU Shank in the Outsole
- Lightweight Rubber Outsole with EVA Wedge Midsole
- Rocker Bottom



### P433... Page 17

- Added Depth
- Dual-density Polyurethane Footbed
- Extended Medial Heel Stabilizer



### P439... Pages 15, 18 & 20

- Plus Fitting System®
- Extended Heel Stabilizer
- Rocker Bottom
- Slip-resistant
- Walkright Insole



### P495... Page 20

- Plus Fitting System®
- Slip-resistant, Oil-resistant, Non-Marking, Durable, Lightweight Outsole
- Polyurethane Footbed with Added Heel Cushion



### P434... Pages 17, 18 & 19

- Plus Fitting System®
- Broad Forefoot
- Wide, Tempered Steel Shank
- Dual density Outsole
- Walkright Insole



# Women's - New Arrivals

## Terrain 10856

Sizes:  
 M (B) 6-11,12  
 W (D) 6-11,12  
 WW (EE) 6-11,12  
 XW (4E) 6-11,12



77 - Taupe/Teal Mesh Combo

3Z - Ivory Mesh Combo

5R - Grey/Purple Mesh Combo

## Trust 14805

Sizes:  
 M (B) 6-11,12  
 W (D) 6-11,12  
 WW (EE) 6-11,12  
 XW (4E) 6-11,12



7T - Camel Leather

3Z - Ivory Leather

42 - Navy Leather

12 - Black Leather

## Tour 10857

Sizes:  
 M (B) 6-11,12  
 W (D) 6-11,12  
 WW (EE) 6-11,12  
 XW (4E) 6-11,12



7T - Camel Leather

12 - Black Leather

3Z - Ivory Leather

### Terrain, Trust, Tour, Tempo



- » HCPCS Code A5500 Pending
- » Plus Fitting System® - with **Walk Right Technology** Insole for Added and Double Depth
- » Polyurethane Outsole
- » Drilex® Lining
- » TPU Shank with dual heel stabilizer system
- » Extended Medial Heel Stabilizer and Firm Heel Counter
- » Accommodates Prescribed Orthotics



## Tempo 14806

Sizes:  
 M (B) 6-11,12  
 W (D) 6-11,12  
 WW (EE) 6-11,12  
 XW (4E) 6-11,12



12 - Black Leather

7T - Camel Leather







### Serenity 17200

Sizes:  
M (B) 6-10,11,12,13  
W (D) 6-10,11,12,13  
WW (EE) 6-10,11,12,13

12 - Black

3V - Cream

### Sloan 17202

Sizes:  
M (B) 6-10,11,12,13  
W (D) 6-10,11,12,13  
WW (EE) 6-10,11,12,13



42 - Navy

12 - Black



70 - Natural Combo

### Sawyer 17205

Sizes:  
M (B) 6-10,11,12,13  
W (D) 6-10,11,12,13  
WW (EE) 6-10,11,12,13

### Cruise 19179

Sizes:  
M (B) 5-12,13  
W (D) 5-12,13  
WW (EE) 5-12,13



12 - Black Leather

55 - Rose Gold Leather

### Cruise

**AD** **RI** **SS**

- » Added Depth
- » Thick, Removable Polyurethane Footbed with Sueded Topcover
- » Leather Linings
- » Lightweight, Durable Polyurethane Outsole
- » Tempered Steel Shank
- » Accommodates Prescribed Orthotics

242



**AD** ADDED DEPTH

**RI** REMOVABLE INSOLE

**SS** STEEL SHANK

# Sophie 17207

Sizes:  
M (B) 6-10,11,12  
W (D) 6-10,11,12  
WW (EE) 6-10,11,12



19 - Black



9T - Grey



69 - Brown



37 - Blue

# Selina 17203

Sizes:  
M (B) 6-10,11,12,13  
W (D) 6-10,11,12,13  
WW (EE) 6-10,11,12,13



37 - Blue



12 - Black



70 - Natural

# Serenity, Sloan, Sawyer, Sophie, Selina & Shasta

**AD** **RI** **NS** **WR**

- » Added Depth
- » Removable **Walk Right Technology™** Insole
- » Lightweight EVA Outsole
- » Adjustable Closures
- » Synthetic Leather
- » Strong, Nylon Shank
- » Rocker Bottom
- » Accommodates Prescribed Orthotics



# Shasta 17206

Sizes:  
M (B) 6-10,11,12  
W (D) 6-10,11,12  
WW (EE) 6-10,11,12



12 - Black

**AD**

ADDED DEPTH

**RI**

REMOVABLE INSOLE

**NS**

NYLON SHANK

**WR**

WALKRIGHT INSOLE



# Buttercup 14802

Sizes:

N (AA) 6-12

M (B) 5-12,13

W (D) 5-12,13

WW (EE) 5-12,13

\*Color 30 not available in narrow width or sizes 5 & 5.5



30 - Sand Stretch Combo



99 - Black Stretch Combo



43 - Grey Stretch Combo



42 - Navy Stretch Combo

# Magnolia 14326

Sizes:

N (AA) 6-12

M (B) 5-13

W (D) 5-13

WW (EE) 5-13



99 - Black Leather/Stretch

# Moonlite 14105

Sizes:

M (B) 6-12,13

W (D) 6-12,13

WW (EE) 6-12,13



19 - Black Leather/Stretch

Buttercup, Magnolia, Moonlite, Bouquet, Aster, Tulip, Rose & Lotus



- » HCPCS Code A5500
- » Plus Fitting System® - Two Removable Footbeds for Added and Double Depth
- » Removable, Moldable, Dual-density Insert with Drilex® Topcover
- » Ultra Lightweight and Dual-density, Slip-resistant Outsole
- » Stretch Fabric Lining
- » Tempered Steel Shank
- » Extended Medial Heel Stabilizer
- » Accommodates Prescribed Orthotics



# Bouquet 14101

Sizes:

M (B) 5-12,13

W (D) 5-12,13

WW (EE) 5-12,13



12 - Black Nubuck

72 - Taupe Nubuck

**DD** DOUBLE DEPTH

**PF** PLUS FITTING SYSTEM® - TWO REMOVABLE INSOLES

**RI** REMOVABLE INSOLE

**SS** STEEL SHANK

# Aster 14803

Sizes:  
M (B) 6-11,12,13  
W (D) 6-11,12,13  
WW (EE) 6-11,12,13



12 - Black Mesh Combo



43 - Grey Mesh Combo

# Tulip 10202

Sizes:  
S (4A) 6-12  
N (AA) 6-12  
M (B) 5-13  
W (D) 5-13  
WW (EE) 5-13



1P - Black Croc Patent Leather



12 - Black Leather

# Rose 14375

Sizes:  
S (4A) 6-12  
N (AA) 6-12  
M (B) 5-13  
W (D) 5-13  
WW (EE) 5-13  
\*Color 9Q not available in sizes 12.5 & 13



1P - Black Croc Patent Leather



99 - Black Leather



9Q - Copper Metallic Leather

12 - Black Leather



32 - Bone Leather

# Lotus 14631

Sizes:  
N (AA) 6-12  
M (B) 5-13  
W (D) 5-13  
WW (EE) 5-13  
\* Sizes 12.5 & 13 available in color 12 only





## Unwind 17105



43 - Grey Woven Fabric

Sizes:  
 M (B) 6-11,12  
 W (D) 6-11,12  
 WW (EE) 6-11,12  
 XW (4E) 6-11,12

## Unwind



- » Plus Fitting System® - with **Walk Right Technology** Insole for Added and Double Depth
- » High Rebound EVA Midsole for Shock Absorption
- » Drilex® Covered Footbed
- » Slip-resistant Rubber Outsole
- » Strong, Nylon Shank
- » Rocker Bottom
- » Accommodates Prescribed Orthotics



## Savannah 17100

Sizes:  
 N (AA) 7-12  
 M (B) 5-12,13  
 W (D) 5-12,13  
 WW (EE) 5-12,13



99 - Black Smooth Stretch

## Savannah & Comfy



- » HCPCS Code A5500 (excludes Comfy)
- » Plus Fitting System® - Two Removable Footbeds for Added and Double Depth
- » Flexible, Lightweight, Polyurethane Outsole
- » Drilex® Linings (Savannah Only)
- » Fabric Fur Lining (Comfy Only)
- » Tempered Steel Shank
- » Stretchable Upper
- » Adjustable Swivel Strap (Savannah Only)
- » Accommodates Prescribed Orthotics



1Z - Black Wavy Stretch



9T - Grey Sweater Fabric



12 - Black Sweater Fabric

## Comfy 17103

Sizes:  
 N (AA) 7-12  
 M (B) 5-12,13  
 W (D) 5-12,13  
 WW (EE) 5-12,13

## Breezy 13183

Sizes:  
 M (B) 5-12,13  
 W (D) 5-12,13  
 WW (EE) 5-12,13



12 - Black Microsuede/Stretch

9F - Black Microsuede/  
 Plaid Fleece

## Breezy



- » Added Depth with Removable Insole
- » Drilex® Lining
- » Ultra Lightweight Sole (appx. 3 oz)
- » Strong, Nylon Shank
- » Accommodates Prescribed Orthotics





### Jillian 14804

Sizes:  
M (B) 6-10,11,12,13  
W (D) 6-10,11,12,13  
WW (EE) 6-10,11,12,13

12 - Black Leather



72 - Taupe Leather



82 - Tan Nubuck



### Jemma 10855

Sizes:  
M (B) 6-10,11,12,13  
W (D) 6-10,11,12,13  
WW (EE) 6-10,11,12,13

17 - Olive Nubuck



12 - Black Leather



### Jayla 13186

Sizes:  
M (B) 6-10,11,12,13  
W (D) 6-10,11,12,13  
WW (EE) 6-10,11,12,13

82 - Tan Nubuck



15 - Black Nubuck



17 - Olive Nubuck



### Jillian, Jemma, Jayla, Josie



- » HCPCS Code A5500
- » Plus Fitting System® - with **Walk Right Technology** Insole for Added and Double Depth
- » Polyurethane Outsole
- » Drilex® Lining
- » Tempered Steel Shank
- » Extended Medial Heel Stabilizer
- » Accommodates Prescribed Orthotics



### Josie 10854

Sizes:  
M (B) 6-10,11,12,13  
W (D) 6-10,11,12,13  
WW (EE) 6-10,11,12,13

12 - Black Leather



64 - Brown Leather





### Blazer 10418

Sizes:  
 N (AA) 7-11,12  
 M (B) 6-11,12  
 W (D) 6-11,12  
 WW (EE) 6-11,12  
 XW (4E) 6-11

12 - Black Leather



### Phoenix Plus 10217

Sizes:  
 S (3A) 7-11,12  
 N (AA) 7-11,12  
 M (B) 5-11,12  
 W (D) 6-11,12  
 WW (EE) 6-11,12

12 - Black Leather

### New Villager 10676



Seamless  
Deerskin  
Lining

Sizes:  
 N (AA) 7-11,12  
 M (B) 5-11,12  
 W (D) 6-11,12  
 WW (EE) 6-11,12  
 XW (4E) 6-10

11 - Black Pebbled Leather

### Antwerp 14331



Medial Side  
Stretch

Sizes:  
 N (AA) 6-12  
 M (B) 5-12,13  
 W (D) 5-12,13  
 WW (EE) 5-12,13  
 XW (4E) 5-12,13

99 - Black Leather/Stretch

### Fiesta 10175



Sizes:  
 N (A) 6-12  
 M (C) 5-12  
 W (E) 5-12  
 WW (EEE) 5-12  
 XWW (5E) 5-11

12 - Black Leather

12 - Black Leather

### Sedona 10125

Sizes:  
 N (A) 6-12  
 M (C) 5-12  
 W (E) 5-12  
 WW (EEE) 5-12  
 XWW (5E) 5-11

#### Blazer, New Villager, Phoenix Plus



- » HCPCS Code A5500
- » Plus Fitting System® - Two Removable Footbeds for Added and Double Depth
- » Removable, Moldable, Dual-density Insert
- » Drilex® Lining (Blazer, Phoenix Plus)
- » Seamless, Deerskin Lining (New Villager)
- » Flared Outsole with Polyurethane Rocker Bottom
- » Extended Medial Heel Stabilizer
- » Tempered Steel Shank
- » Soft, Foam-padded Tongue and Collar
- » Accommodates Prescribed Orthotics

46

#### Antwerp



- » HCPCS Code A5500
- » Plus Fitting System® - Two Removable Footbeds for Added and Double Depth
- » Removable Polyurethane Footbed with Drilex® Topcover and Added Heel Cushion and Metatarsal Support
- » Soft, Fabric Lining
- » Lightweight, Flared Polyurethane Outsole and Wide Shank
- » Extended Medial Heel Stabilizer
- » Tempered Steel Shank
- » Accommodates Prescribed Orthotics

231

#### Sedona & Fiesta



- » HCPCS Code A5500
- » Added Depth with Removable, Moldable, Dual-density Insert
- » Flexible, Lightweight Polyurethane Outsole
- » Drilex® Lining
- » Rocker Bottom
- » Tempered Steel Shank
- » Extended Medial Heel Stabilizer
- » Soft, Foam-padded Tongue and Collar
- » Accommodates Prescribed Orthotics

88



## Quest 14251

Sizes:  
M (B) 5-12  
W (D) 5-12  
WW (EE) 5-12



99 - Black Leather/Stretch

## Parade II 10295

Sizes:  
N (AA) 6-12  
M (B) 5-12  
W (D) 5-12  
WW (EE) 5-12



12 - Black Leather

72 - Taupe Leather

## Bloom II 14353

Sizes:  
N (AA) 6-12  
M (B) 5-12  
W (D) 5-12  
WW (EE) 5-12



12 - Black Leather

99 - Black Leather/Stretch

## Zip II 10821

Sizes:  
N (AA) 6-12  
M (B) 5-12  
W (D) 5-12  
WW (EE) 5-12



18 - Black Nappa Leather

## Paradise II 14521

Sizes:  
N (AA) 6-12  
M (B) 5-12  
W (D) 5-12  
WW (EE) 5-12



12 - Black Leather

72 - Taupe Leather

Quest, Parade II, Bloom II, Zip II, Paradise II



- » HCPCS Code A5500
- » Plus Fitting System® - Two Removable Footbeds for Added and Double Depth
- » Removable, Moldable, Dual-density Insert
- » Drilex® Lining
- » Lightweight, Flared Polyurethane Outsole and Wide Shank
- » Firm Heel Counter
- » Tempered Steel Shank
- » Accommodates Prescribed Orthotics



# Flare 10285

Sizes:  
 N (AA) 7-12  
 M (B) 5-13  
 W (D) 5-13  
 WW (EE) 5-13  
 XW (4E) 5-13

21 - White Leather / Mesh Combo



04 - White/Blue Leather/Mesh

# Flare

**DD** **PF** **RI** **SS**

- » HCPCS Code A5500
- » Plus Fitting System® - Two Removable Footbeds for Added and Double Depth
- » Tri-support Insole with Built-in Heel Cushion Pad
- » Drilex® Lining
- » Rocker Bottom and Wide Shank
- » Extended Medial Heel Stabilizer
- » Durable Rubber Outsole and EVA Midsole
- » Soft, Foam-padded Tongue and Collar
- » Tempered Steel Shank
- » Accommodates Prescribed Orthotics

101



# Paige 14695

Sizes:  
 N (AA) 7-13  
 M (B) 5-13  
 W (D) 5-13  
 WW (EE) 5-13  
 XW (4E) 5-13

12 - Black Leather



22 - White Leather

# Fusion 10545

Sizes:  
 N (AA) 7-12  
 M (B) 5-13  
 W (D) 5-13  
 WW (EE) 5-13  
 XW (4E) 5-13

22 - White Leather



12 - Black Leather

# Paige, Fusion & Flash II

**DD** **PF** **RI** **DS**

- » HCPCS Code A5500
- » Plus Fitting System® - Two Removable Footbeds for Added and Double Depth
- » Removable, Polyurethane, Drilex® Lined Footbed
- » Drilex® Lining
- » Firm Heel Counter and Rocker Bottom
- » Dual Shank System - Wide, Synthetic Fiber and External TPU
- » Durable Rubber Outsole and EVA Midsole
- » Soft, Foam-padded Tongue and Collar
- » Accommodates Prescribed Orthotics

801



# Flash II 10560

Sizes:  
 N (AA) 7-12  
 M (B) 5-13  
 W (D) 5-13  
 WW (EE) 5-13  
 XW (4E) 5-13



21 - White Leather/Mesh

19 - Black Leather/Mesh

# Athena

**DD** **PF** **RI** **NS**

- » HCPCS Code A5500
- » Plus Fitting System® - Two Removable Footbeds for Added and Double Depth
- » Removable Polyurethane Footbed with Heel Cushion and Arch Support
- » Drilex® Lining
- » Firm Heel Counter
- » Wide, Synthetic Fiber Shank
- » Flared, Lightweight Rubber Outsole with EVA Wedge Midsole
- » Soft, Foam-padded Tongue and Collar
- » Accommodates Prescribed Orthotics

80



# Athena 10268

Sizes:  
 N (AA) 7-12  
 M (B) 5-12  
 W (D) 5-12  
 WW (EE) 5-12  
 XW (4E) 5-12



04 - White/Blue Leather/Mesh



## Balance 10835

Sizes:  
 M (B) 6-11,12  
 W (D) 6-11,12  
 WW (EE) 6-11,12  
 XW (4E) 6-11,12



8K - Blue Mesh Combo



43 - Grey Mesh Combo



19 - Black Mesh Combo



24 - White/Coral Mesh Combo



5T - Black/Pink Mesh Combo

## Sprinter 10852

Sizes:  
 M (B) 6-11,12  
 W (D) 6-11,12  
 WW (EE) 6-11,12  
 XW (4E) 6-11,12



43 - Grey



12 - Black



08 - Rose

## Chippy 10850

Sizes:  
 M (B) 6-11,12  
 W (D) 6-11,12  
 WW (EE) 6-11,12  
 XW (4E) 6-11,12



19 - Black Suede Combo



43 - Grey Combo



1B - Black/Silver Combo



3V - Cream Combo

### Balance, Sprinter, Chippy & Contessa

- DD
- PF
- RI
- NS
- WR

- » HCPCS Code A5500 (Contessa pending)
- » Plus Fitting System® - with **Walk Right Technology** Insole for Added and Double Depth
- » High Rebound EVA Midsole for Shock Absorption
- » Drilex® Covered Footbed
- » Strong, Nylon Shank
- » Slip-resistant Rubber Outsole
- » Rocker Bottom
- » Accommodates Prescribed Orthotics



## Contessa 14807

Sizes:  
 M (B) 6-11,12  
 W (D) 6-11,12  
 WW (EE) 6-11,12  
 XW (4E) 6-11,12



19 - Black Combo



21 - White Combo





## Exceed 40827

Sizes:  
 M (D) 7-13,14,15,16  
 W (EE) 7-13,14,15,16  
 4W (4E) 7-13,14,15,16  
 (6E) 7-13,14,15,16



19 - Black Mesh Stretch

## Lightning II V 44735

Sizes:  
 M (D) 7-13,14,15,16  
 W (EE) 7-13,14,15,16  
 4W (4E) 7-13,14,15,16  
 (6E) 7-13,14,15,16



19 - Black Leather/Mesh

21 - White Leather/Mesh

## Jimmy 44935

Sizes:  
 N (B) 9-13,14  
 M (D) 7-13,14,15,16  
 W (EE) 7-13,14,15,16  
 4W (4E) 7-13,14,15,16  
 (6E) 7-13,14,15,16



14 - Black Leather

## Lightning II 40805

Sizes:  
 N (B) 9-13,14  
 M (D) 7-13,14,15,16  
 W (EE) 7-13,14,15,16  
 4W (4E) 7-13,14,15,16  
 (6E) 7-13,14,15,16



19 - Black Leather/Mesh

21 - White Leather/Mesh




22 - White Leather

14 - Black Leather

## Voyager 40890

Sizes:  
 N (B) 9-13,14  
 M (D) 7-13,14,15,16  
 W (EE) 7-13,14,15,16  
 4W (4E) 7-13,14,15,16  
 (6E) 7-13,14,15,16

### Exceed, Lightning II V, Lightning II, Jimmy & Voyager



- » HCPCS Code A5500
- » Plus Fitting System® - Two Removable Footbeds for Added and Double Depth
- » Removable Polyurethane, Drilex® Lined Insole
- » Drilex® Lining
- » Firm Heel Counter
- » Dual Shank System
- » Wide, Synthetic Fiber Shank
- » External TPU Shank
- » Durable Rubber Outsole and EVA Midsole
- » Rocker Bottom
- » Soft, Foam-padded Tongue and Collar
- » Accommodates Prescribed Orthotics



### Aaron



- » HCPCS Code A5500
- » Plus Fitting System® - Two Removable Footbeds for Added and Double Depth
- » Drilex® Lining
- » Flared, Lightweight Rubber Outsole with EVA Wedge Midsole
- » Removable Polyurethane Footbed with Heel Cushion and Arch Support
- » Wide, Synthetic Fiber Shank
- » Firm Heel Counter
- » Rocker Bottom
- » Soft, Foam-padded Tongue and Collar
- » Accommodates Prescribed Orthotics





# Player 40105

Sizes:  
M (D) 8-12,13,14,15,16  
W (EE) 8-12,13,14,15,16  
4W (4E) 8-12,13,14,15,16  
(6E) 8-12,13,14,15,16



19 - Black Mesh Combo

43 - Grey Mesh Combo

41 - Navy/Orange Mesh Combo

# Player, Stable, Contest

**DD** **PF** **RI** **NS** **WR**

- » HCPCS Code A5500
- » Plus Fitting System® - with **Walk Right Technology** Insole for Added and Double Depth
- » High Rebound EVA Midsole for Shock Absorption
- » Drilex® Covered Footbed
- » Strong, Nylon Shank
- » Slip-resistant Rubber Outsole
- » Rocker Bottom
- » Accommodates Prescribed Orthotics



13 - Black/  
Yellow Mesh Combo

42 - Navy Mesh Combo

# Stable 40305

Sizes:  
M (D) 8-12,13,14,15,16  
W (EE) 8-12,13,14,15,16  
4W (4E) 8-12,13,14,15,16  
(6E) 8-12,13,14,15,16

9T - Grey  
Mesh Combo



19 - Black Mesh Combo

# Contest 44010

Sizes:  
M (D) 8-12,13,14,15,16  
W (EE) 8-12,13,14,15,16  
4W (4E) 8-12,13,14,15,16  
(6E) 8-12,13,14,15,16



21 - White Mesh Combo

19 - Black Mesh Combo

# Aaron 40893

Sizes:  
N (B) 9-13,14  
M (D) 7-13,14,15  
W (EE) 7-13,14,15  
4W (4E) 7-13,14,15  
(6E) 7-13,14,15



43 - Grey Suede/Mesh

19 - Black Leather/  
Nylon Mesh

68 - Brown/  
Nylon Mesh

4V - Navy Suede/Mesh

**NS** NYLON SHANK

**WR** WALKRIGHT INSOLE



## SURGE 40760

Sizes:  
 N (B) 9-13,14  
 M (D) 7-13,14,15,16  
 W (EE) 7-13,14,15,16  
 4W (4E) 7-13,14,15,16  
 (6E) 7-13,14,15,16



21 - White Leather/Mesh

14 - Black Leather



43 - Grey  
Leather/Mesh

19 - Black Leather/ Mesh Combo

## Force 40960

Sizes:  
 N (B) 9-13,14  
 M (D) 7-13,14,15,16  
 W (EE) 7-13,14,15,16  
 4W (4E) 7-13,14,15,16  
 (6E) 7-13,14,15,16



22 - White Leather

14 - Black Leather

### Surge, Force, Force V & Surge



- » HCPCS Code A5500
- » Plus Fitting System® - Two Removable Footbeds for Added and Double Depth
- » Tri Support Insole
- » Drilex® Lining
- » Rocker Bottom with Wide Shank and Built-in Heel Cushion Pad
- » Tempered Steel Shank
- » Durable Rubber Outsole and EVA Midsole
- » Extended Medial Heel Stabilizer
- » Soft, Foam-padded Tongue and Collar
- » Accommodates Prescribed Orthotics



## Force V 44714

Sizes:  
 N (B) 9-13,14  
 M (D) 7-13,14,15,16  
 W (EE) 7-13,14,15,16  
 4W (4E) 7-13,14,15,16  
 (6E) 7-13,14,15,16



22 - White Leather

14 - Black Leather

## Pulse 40794

Sizes:  
 M (D) 7-13,14,15,16  
 W (EE) 7-13,14,15,16  
 4W (4E) 7-13,14,15,16  
 (6E) 7-13,14,15,16



14 - Black Leather

**DD** DOUBLE DEPTH


**PF** PLUS FITTING SYSTEM® - TWO REMOVABLE INSOLES

**RI** REMOVABLE INSOLE

**SS** STEEL SHANK



BEXLEY II & TOLEDO II



- » HCPCS Code A5500 (excludes Bexley II)
- » Plus Fitting System® - Two Removable Footbeds for Added and Double Depth
- » Removable Polyurethane Footbed
- » Lightweight Polyurethane Outsole with Rocker Bottom
- » Leather & Drilex® Lining
- » Tempered Steel Shank
- » Firm Heel Counter
- » Accommodates Prescribed Orthotics

434

Bexley II 43000

SIZES:  
 N (B) 9-12,13  
 M (D) 8-12,13,14,15,16  
 W (EE) 8-12,13,14,15,16  
 4W (4E) 7-12,13,14,15,16  
 (6E) 7-12,13,14,15,16



14 - Black Leather

60 - Brown Leather

Toledo II 40200

SIZES:  
 N (B) 9-12,13  
 M (D) 8-12,13,14,15,16  
 W (EE) 8-12,13,14,15,16  
 4W (4E) 7-12,13,14,15,16  
 (6E) 7-12,13,14,15,16



83 - Brandy Leather

14 - Black Leather

Park 40991

SIZES:  
 N (B) 9-12,13  
 M (D) 8-12,13,14,15,16  
 W (EE) 8-12,13,14,15,16  
 4W (4E) 7-12,13,14,15,16  
 (6E) 7-12,13,14,15,16



14 - Black Leather

64 - Brown Leather

Park & Bronx



- » HCPCS Code A5500
- » Added Depth
- » Removable Polyurethane Footbed with Maximum Arch Build-up
- » Flexible, Lightweight Polyurethane Outsole
- » Extended Medial Heel Stabilizer
- » Gentlemens Heel Notch
- » Leather and Drilex® Lining
- » Soft, Foam-padded tongue and collar
- » Tempered Steel Shank
- » Accommodates Prescribed Orthotics

433

Bronx 40100

SIZES:  
 M (D) 8-12,13,14,15,16  
 W (EE) 8-12,13,14,15,16  
 4W (4E) 7-12,13,14,15,16  
 (6E) 7-12,13,14,15,16



6T - Brown Leather

9T - Grey Leather





# Warren 47791

Sizes:  
 M (D) 8-13,14,15,16  
 W (EE) 8-13,14,15,16  
 4W (4E) 7-13,14,15,16  
 (6E) 7-13,14,15,16

\*Color 7C not available in size 12.5



7C - Olive Nubuck Stretch

09 - Black/Grey Nubuck/Stretch

84 - Brown/Tan Nubuck/Stretch

## Warren



- » Double Depth
- » Removable Polyurethane Insert
- » Flexible, Shock-absorbing Rubber Outsole
- » Broad, Oblique Toe Shape
- » Tempered Steel Shank
- » Accommodates Prescribed Orthotics



## Dublin



- » Double Depth
- » Removable EVA Footbed with Memory Foam
- » Flexible, Shock-absorbing Rubber Outsole with EVA Wedge Midsole
- » Tempered Steel Shank
- » Accommodates Prescribed Orthotics



83 - Brandy Leather


# Dublin 47717

Sizes:  
 M (D) 8-13,14,15,16  
 W (EE) 8-13,14,15,16  
 4W (4E) 7-13,14,15,16  
 (6E) 7-13,14,15,16

## Palmer



- » Plus Fitting System® - Two Removable Footbeds for Added and Double Depth
- » Removable Polyurethane Footbed
- » Lightweight Polyurethane Outsole with Rocker Bottom
- » Tempered Steel Shank
- » Firm Heel Counter
- » Accommodates Prescribed Orthotics



7T - Camel Microsuede

14 - Black Microsuede

# Palmer 47100

Sizes:  
 N (B) 9-12,13  
 M (D) 8-12,13,14,15,16  
 W (EE) 8-12,13,14,15,16  
 4W (4E) 7-12,13,14,15,16  
 (6E) 7-12,13,14,15,16

# Relax 47105

Sizes:  
 M (D) 8-12,13,14,15,16  
 W (EE) 8-12,13,14,15,16  
 4W (4E) 8-12,13,14,15,16  
 (6E) 8-12,13,14,15,16




43 - Grey Woven Fabric

7T - Brown Woven Fabric

## Relax



- » Plus Fitting System® - with Walk Right Technology Insole for Added and Double Depth
- » High Rebound EVA Midsole for Shock Absorption
- » Drilex® Covered Footbed
- » Slip-resistant Rubber Outsole
- » Strong, Nylon Shank
- » Rocker Bottom
- » Accommodates Prescribed Orthotics





## Miles 40107

Sizes:  
 M (D) 8-12,13,14,15,16  
 W (EE) 8-12,13,14,15,16  
 4W (4E) 8-12,13,14,15,16  
 (6E) 8-12,13,14,15,16



15 - Black Nubuck



7T - Camel Leather

## Marshall 44011

Sizes:  
 M (D) 8-12,13,14,15,16  
 W (EE) 8-12,13,14,15,16  
 4W (4E) 8-12,13,14,15,16  
 (6E) 8-12,13,14,15,16



7T - Camel Leather



15 - Black Nubuck

## Murphy 40108

Sizes:  
 M (D) 8-12,13,14,15,16  
 W (EE) 8-12,13,14,15,16  
 4W (4E) 8-12,13,14,15,16  
 (6E) 8-12,13,14,15,16



15 - Black Nubuck



7T - Camel Leather

### Miles, Marshall & Murphy



- » HCPCS Code A5500
- » Plus Fitting System® - with **Walk Right Technology** Insole for Added and Double Depth
- » Polyurethane Outsole
- » Drilex® Lining
- » Tempered Steel Shank
- » Soft, Foam-padded Tongue and Collar
- » Extended Medial Heel Stabilizer
- » Accommodates Prescribed Orthotics





## Traveler 40973

Sizes:  
 N (B) 9-12,13  
 M (D) 8-12,13,14,15  
 W (EE) 8-12,13,14,15  
 4W (4E) 7-12,13,14  
 (6E) 7-12,13

14 - Black  
 Pebbled Leather



59 - Cognac Nubuck

## Traveler, Traveler V & Navigator II

**DD** **PF** **RI** **SS**

- » HCPCS Code A5500
- » Plus Fitting System® - Two Removable Footbeds for Added and Double Depth
- » Removable, Moldable, Dual-density, Contoured, Polyurethane Cushion Footbed
- » Drilex® Lining
- » Flared, Lightweight Polyurethane Outsole
- » Extended Medial Heel Stabilizer
- » Tempered Steel Shank
- » Soft, Foam-padded Tongue and Collar
- » Accommodates Prescribed Orthotics

66



## Navigator II 44837

Sizes:  
 N (B) 8.5-12,13,14  
 M (D) 8-12,13,14,15,16  
 W (EE) 7-12,13,14,15,16  
 4W (4E) 7-12,13,14,15,16  
 (6E) 7-12,13,14,15,16

14 - Black Pebbled  
 Leather



64 - Brown Pebbled Leather

## Traveler V 44908

Sizes:  
 M (D) 8-12,13,14,15  
 W (EE) 8-12,13,14,15  
 4W (4E) 7-12,13,14  
 (6E) 7-12,13

59 - Cognac Nubuck



14 - Black  
 Pebbled Leather

## Armstrong 40220

Sizes:  
 M (D) 8-12,13,14,15,16  
 W (EE) 8-12,13,14,15,16  
 4W (4E) 8-12,13,14,15,16  
 (6E) 8-12,13,14,15,16

14 - Black Leather



83 - Brandy Leather

## Armstrong

**DD** **PF** **RI** **NS** **WR**

- » HCPCS Code A5500
- » Plus Fitting System® - with **Walk Right Technology** Insole for Added and Double Depth
- » High Rebound EVA Midsole for Shock Absorption
- » Drilex® Covered Footbed
- » Strong, Nylon Shank
- » Slip-resistant Rubber Outsole
- » Rocker Bottom
- » Accommodates Prescribed Orthotics

439



**DD** DOUBLE DEPTH

**PF** PLUS FITTING SYSTEM® - TWO REMOVABLE INSOLES

**RI** REMOVABLE INSOLE

**NS** NYLON SHANK

**WR** WALKRIGHT INSOLE



## Journey II 44885

Sizes:  
 M (D) 8-12,13,14,15,16  
 W (EE) 7-12,13,14,15,16  
 4W (4E) 7-12,13,14,15,16  
 (6E) 7-12,13,14,15,16



99 - Black Leather/Stretch

## Walker II 40784

Sizes:  
 N (B) 9-14  
 M (D) 8-14,15,16  
 W (EE) 8-14,15,16  
 4W (4E) 8-14,15,16  
 (6E) 8-14,15,16



64 - Brown  
 Pebbled Leather

14 - Black Pebbled Leather

## Big Easy 44859

Sizes:  
 N (B) 9-13,14  
 M (D) 8-13,14,15,16  
 W (EE) 8-13,14,15,16  
 4W (4E) 7-13,14,15,16  
 (6E) 7-12,13,14,15,16



14 - Black Pebbled  
 Leather

68 - Brown Pebbled Leather

## Tucson 40678

Sizes:  
 N (B) 9-13,14  
 M (D) 8-13,14,15,16  
 W (EE) 8-13,14,15,16  
 4W (4E) 7-13,14,15,16  
 (6E) 7-12,13,14,15,16



14 - Black Pebbled Leather

## Doubler 40822

Sizes:  
 N (B) 9-12,13,14  
 M (D) 7-14,15,16  
 W (EE) 7-14,15  
 4W (4E) 8-14



11 - Black Pebbled Leather

Seamless  
 Deerskin  
 Lining


### Journey II, Walker II, Big Easy & Tucson



- » HCPCS Code A5500
- » Plus Fitting System® - Two Removable Footbeds for Added and Double Depth
- » Removable, Moldable, Dual-density Insert (Journey II & Walker II)
- » Removable, Moldable, Dual-density, Contoured, Polyurethane Cushioned Footbed (Big Easy & Tucson)
- » Drillex® Lining
- » Lightweight, Flared Outsole with Polyurethane Rocker Bottom
- » Tempered Steel Shank
- » Extended Medial Heel Stabilizer
- » Soft, Foam-padded Tongue and Collar
- » Accommodates Prescribed Orthotics



### Doubler



- » HCPCS Code A5500
- » Plus Fitting System® - Two Removable Footbeds for Added and Double Depth
- » Removable, Moldable, Total-contact, Dual-density Insert
- » Seamless, Moldable Deerskin Lining
- » Polyurethane Outsole with Wide Shank
- » Extended Medial Heel Stabilizer
- » Tempered Steel Shank
- » Soft, Foam-Padded Tongue and Collar
- » Accommodates Prescribed Orthotics





# Rockford 40808

Sizes:  
 M (D) 8-13,14,15,16  
 W (EE) 8-13,14,15,16  
 4W (4E) 8-13,14,15,16  
 (6E) 8-13,14,15,16



9R - Wheat Nubuck



68 - Brown Leather



18 - Black Leather



40 - Camo Suede Leather

# Boulder 40920

Sizes:  
 M (D) 8-13,14,15,16  
 W (EE) 8-13,14,15,16  
 4W (4E) 8-13,14,15,16  
 (6E) 8-13,14,15,16



18 - Black Leather



68 - Brown Leather

## ROCKFORD & BOULDER



- » HCPCS Code A5500
- » Plus Fitting System® - Two Removable Footbeds for Added and Double Depth
- » Removable EVA Footbed
- » Lightweight Polyurethane Outsole with Rocker Bottom
- » Insulated and Waterproof Lining
- » Tempered Steel Shank
- » Slip-resistant, Oil-resistant, Non-marking Sole
- » Firm Heel Counter
- » Accommodates Prescribed Orthotics



420



# Trek 40697

Sizes:  
 N (B) 9-13  
 M (D) 8-13,14,15,16  
 W (EE) 8-13,14,15,16  
 4W (4E) 7-13,14,15,16  
 (6E) 7-13,14,15,16



68 - Dark Brown Leather

15 - Black Nubuck Leather




14 - Black Leather

68 - Brown Leather


# Canyon 40737

Sizes:  
 N (B) 9-13  
 M (D) 8-13,14,15,16  
 W (EE) 8-13,14,15,16  
 4W (4E) 7-13,14,15,16  
 (6E) 7-13,14,15,16

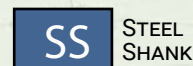
## Trek & Canyon



- » HCPCS Code A5500
- » Plus Fitting System® - Two Removable Footbeds for Added and Double Depth
- » Removable Polyurethane Footbed
- » Lightweight Polyurethane Outsole with Rocker Bottom
- » Waterproof Lining
- » Slip-resistant, Oil-resistant, Non-marking Sole
- » Tempered Steel Shank
- » Firm Heel Counter
- » Accommodates Prescribed Orthotics



495





# Drew Solutions for Common Foot Problems

## Key to Shoe Ratings for Specific Foot Problems

1. The **BEST** shoe for this particular problem
2. A **GOOD** shoe for this particular problem
3. An **ACCEPTABLE** shoe for this particular problem

WOMEN'S	PAGE NUMBER	LAST NUMBER	PES CAVUS (High Arch)	PES PLANUS (Flat Arch)	ANKLE VARUS (Roll Out)	ANKLE VALGUS (Roll In)	METatarsalgia (Ball-of-Foot Pain)	PLANTAR FASCITIS (Heel Pain)	Bunions	Hammertoes	Arthritis	Diabetes	Slip Resistant
ANTWERP	10	231	2	2	2	2	2	2	1	1	1	1	No
ASTER	7	221	2	2	2	2	1	1	1	2	1	1	Yes
ATHENA	12	80	2	2	2	2	1	1	2	2	3	3	No
BALANCE/ CHIPPY	13	244	1	1	1	1	1	1	2	2	2	2	Yes
BLAZER	10	46	3	1	1	1	1	2	2	2	2	2	No
BLOOM II	11	16	2	2	2	2	2	3	2	2	2	2	No
BOUQUET	6	221	2	2	2	2	1	2	1	1	1	1	Yes
BREEZY	8	243	3	3	3	3	1	2	2	2	2	2	No
BUTTERCUP	6	221	2	2	2	2	1	1	1	2	1	1	Yes
COMFY	8	234	2	2	3	3	2	2	1	1	2	2	No
CONTESSA	13	244	1	1	1	1	1	1	2	2	1	2	Yes
FIESTA	10	88	2	1	1	1	1	2	1	1	1	1	No
FLARE	12	101	2	1	1	1	1	2	2	3	3	2	No
FLASH II	12	801	2	2	2	2	1	1	2	2	2	3	No
FUSION	12	801	2	2	2	2	1	1	2	2	1	3	No
JAYLA/ JOSIE	9	245	2	2	2	2	1	2	1	2	2	2	No
JEMMA	9	245	2	2	1	1	1	1	1	2	2	1	No
JILLIAN	9	245	2	2	2	2	1	2	1	2	2	2	No
LOTUS	7	221	2	2	2	2	1	2	1	2	1	1	Yes
MAGNOLIA	6	221	2	2	2	2	2	2	1	1	1	1	Yes
MOONLITE	6	221	2	2	2	2	1	2	1	1	1	1	Yes
NEW VILLAGER	10	46	3	1	1	2	1	2	1	1	1	1	No
PAIGE	12	801	2	2	2	2	1	1	2	2	1	3	No
PARADE II/ PARADISE II	11	16	2	2	2	2	2	3	2	2	2	2	No
PHOENIX PLUS	10	46	3	1	1	2	1	2	1	1	1	1	No
QUEST	11	16	2	2	2	2	2	3	1	1	1	1	No
ROSE	7	221	2	2	2	2	1	2	1	2	1	1	Yes
SAVANNAH	8	234	2	2	3	3	2	2	1	1	2	2	No
SEDONA	10	88	2	1	1	1	1	2	1	1	1	1	No
SPRINTER	13	244	1	1	1	1	1	1	2	2	2	2	Yes
TEMPO/ TRUST	3	246	1	1	1	1	2	1	1	2	1	2	Yes
TERRAIN/ TOUR	3	246	1	1	1	1	2	1	1	2	2	2	Yes
TULIP	7	221	2	2	2	2	1	2	1	2	1	1	Yes
UNWIND	8	244	2	2	3	3	1	3	2	2	2	3	Yes
ZIP II	11	16	2	2	2	2	2	3	2	2	2	2	No

MEN'S	PAGE NUMBER	LAST NUMBER	PES CAVUS (High Arch)	PES PLANUS (Flat Arch)	ANKLE VARUS (Roll Out)	ANKLE VALGUS (Roll In)	METatarsalgia (Ball-of-Foot Pain)	PLANTAR FASCITIS (Heel Pain)	Bunions	Hammertoes	Arthritis	Diabetes	Slip Resistant
AARON	15	74	2	2	2	2	1	2	2	2	3	3	No
ARMSTRONG	20	439	1	2	2	2	1	2	2	2	2	2	Yes
BEXLEY II/ TOLEDO II	17	434	2	2	2	2	1	2	2	2	2	2	No
BIG EASY	21	66	2	2	2	2	1	2	1	1	2	2	No
BOULDER	22	420	2	1	1	1	2	2	1	2	2	2	Yes
CANYON	22	495	2	2	2	2	2	2	2	3	3	3	Yes
CONTEST	15	439	1	2	2	2	1	2	2	2	2	2	Yes
DOUBLER	21	66	2	1	1	1	1	1	1	1	1	1	No
EXCEED	14	741	2	2	2	2	1	2	2	2	2	2	No
FORCE/ FORCE V	16	401	2	1	1	1	1	2	3	3	2	2	No
JIMMY	14	74	2	2	2	2	1	2	2	2	2	2	No
JOURNEY II	21	66	2	2	2	2	2	3	1	1	1	1	No
LIGHTNING II/ V	14	741	2	2	2	2	1	2	2	2	2	2	No
MARSHALL	19	434	2	2	2	2	1	2	1	2	1	2	No
MILES/ MURPHY	19	434	2	2	1	1	1	1	2	2	2	2	No
NAVIGATOR II	20	66	2	2	2	2	1	2	2	2	2	2	No
PALMER	18	434	2	2	2	2	1	2	2	2	2	2	No
PARK/BRONX	17	433	1	2	1	1	1	1	2	2	1	2	No
PLAYER	15	439	1	1	1	1	1	1	2	2	2	2	Yes
PULSE	16	401	2	1	1	1	1	2	2	2	2	2	No
RELAX	18	439	2	2	2	2	1	2	2	2	2	2	Yes
ROCKFORD	22	420	2	1	1	1	2	2	1	2	2	2	Yes
SURGE	16	401	2	1	1	1	1	2	3	3	2	2	No
TRAVELER/TRAVELER V	20	66	2	1	1	1	1	2	2	2	2	2	No
TUSCON	21	66	2	2	2	2	1	2	1	1	2	2	No
TREK	22	495	2	2	2	2	2	2	2	3	3	3	Yes
VOYAGER	14	741	2	2	2	2	2	2	2	2	2	3	No
WALKER II	21	66	2	2	2	2	1	2	2	2	2	2	No



# DREW®

EST. 1875  
**PROBLEM SOLVED™**

FOOTSAVER®  
 MEDICAL GRADE INSERT - 89600  
 HCPCS CODE A5512

DREW'S MOST ADVANCED, COMFORT-BASED  
 ORTHOTIC. READY FOR QUICK AND EASY  
 MODIFICATIONS

- > HYPO-ALLERGENIC
- > HEAT MOLDABLE
- > 3/16" SHORE A 40 DUROMETER
- > EVA FOOT FLEX BASE



FITS WOMEN'S SHOE SIZE	FITS MEN'S SHOE SIZE	INSOLE SIZE
5 TO 6.5.....	N/A.....	1
7 TO 8.5.....	6 TO 7.5.....	2
9 TO 10.5.....	8 TO 9.5.....	3
11 TO 13.....	10 TO 11.5.....	4
N/A.....	12 TO 14.....	5

WALKRIGHT TECHNOLOGY™ INSOLE  
 150-9T (WOMEN'S)  
 450-12 (MEN'S)



- WALK RIGHT... BENEFITS**
- Comfort and energy return
  - Shock absorption
  - Increase motion control and stability
  - Extra support reduces likelihood of plantar fasciitis
  - Drilex® topcover for breathability and odor control



**Women's Sizes:**

	6/6.5	7/7.5	8/8.5	9/9.5	10/10.5	11/11.5	12/12.5
M(B) - W(D)							
WW(EE) - XW (4E)							

**Men's Sizes:**

	8/8.5	9/9.5	10/10.5	11/11.5	12/12.5	13/13.5	14	15	16
M(D) - W(EE)									
4(4E) - 6E									