

# RAD-CONTROL SCALE


## 15 – 50 Gy Irradiation Indicator for Blood Products

### 1. Product description

RAD-CONTROL SCALE is used to verify blood product irradiation. The intended range of application is 15 Gy to 50 Gy of gamma or X-ray radiation. Successful irradiation is displayed via an indicator color change, whereby semi-quantitative information on radiation dosage is additionally provided.

### 2. Application

a) Indicator appearance **BEFORE** irradiation (below is an example of a 15 – 50 Gy indicator):



b) Fill in the information for "Operator" (user) and "Date" (date) per your facility's protocol.


c) Prior to irradiation a RAD-CONTROL label is affixed to the blood bag.

Be sure to wipe off any condensation before affixing the label and apply the indicator firmly to a clean, dry place on the blood bag. Remove a label from the sheet by touching the adhesive side as little as possible. Use thumbs to apply pressure to the irradiation tag to help keep the tag in place. You may use the peel-off sticker with the irradiation tag expiration date and LOT number for record keeping purposes or you may discard it.

d) Make sure the indicator field is a slightly pink color and apply irradiation.

### 3. Evaluation

a) Indicator appearance **AFTER** irradiation (example):




b) After irradiation, check indicator field in the center for its BLUE color. Correct irradiation leads to a color shade between the light (15 Gy) and the dark (50 Gy) reference field. If the change in color is outside the limit values, an error may have occurred and the process followed should be verified. In such cases, please follow your in-house standard operating procedures (SOPs).


c) Change in the color of the indicator serves as an indication that irradiation has taken place. The blood product can now be passed on to its intended use. The label may be used one time only.

NOTE: RAD-CONTROL indicators only show that irradiation was applied. They do not indicate or determine a specific irradiation dosage. They must be used with irradiators that are working properly and are properly calibrated.


### 4. Transportation and storage


**Transport instructions:** keep product in the original package, temperature limits -18°C to 40°C, and protect tags from light during storage.


 LOT number

 Storage temperature: keep product at room temperature (15°C to 25°C) and keep away from radiation sources

 Single use only

 Keep away from sunlight

 Expiration date of irradiation indicator tag

 Manufactured for:  
Typenex Medical LLC  
303 East Wacker Drive, Suite 1030  
Chicago, Illinois 60601  
[www.typenexmedical.com](http://www.typenexmedical.com)  
Phone: 866-897-3639