

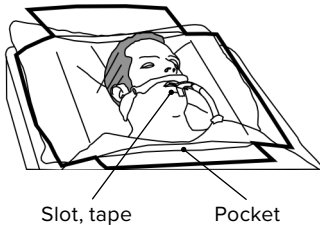
Extubation Bib

Instructions for Use

TYPENEX 
MEDICAL



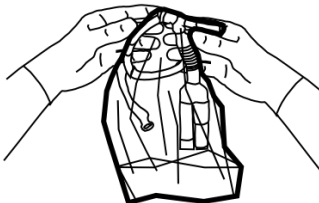
1. Unfold the bib to prepare for patient extubation.




2. Disconnect the airway circuit and place the bib over the patient's face, with the airway tube going through the slot.



3. Remove the adhesive liner and attach the bib's tab to the airway tube. Reattach the circuit and extubate the patient per your facility's protocol.



4. Wrap the airway and circuit components in the bib to contain for disposal.

 Manufactured for Typenex Medical, LLC
303 East Wacker Drive, Suite 1030
Chicago, Illinois 60601 USA

P 866-897-3639
F 866-897-3630
W www.typenex.com



For single
use only



Not made
with natural
rubber latex

AN-2107-102.1