


Fluid Fighter™ | Suction Disc


The Fluid Fighter™ Suction Disc features a sleek, translucent design and helps clean up the floor during fluid-intensive procedures. Its centrally located suction port offers powerful performance, efficiently removing fluids with a push of the foot.




1. **PLACE** the Fluid Fighter Suction Disc on the floor, flat side down.



2. **CONNECT** suction tubing from the disc to a suction source. Power on suction source.



3. **MANEUVER** the disc either by foot or hand throughout the procedure as needed.



4. **DISPOSE** of the soiled disc per facility protocol and place it in an appropriate waste receptacle.