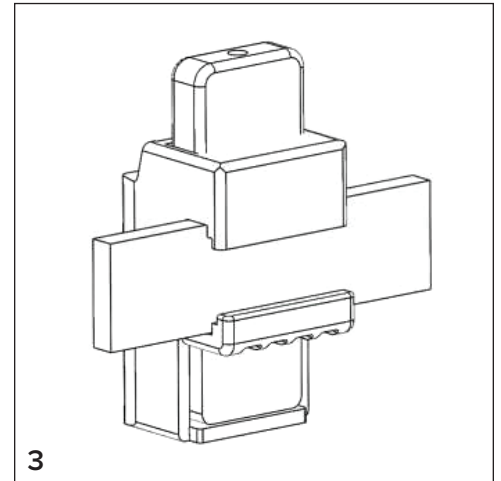
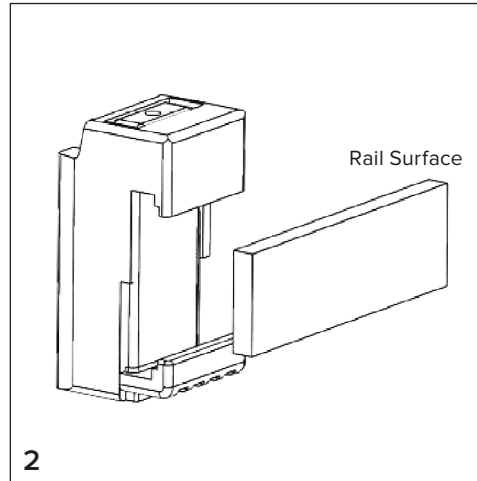
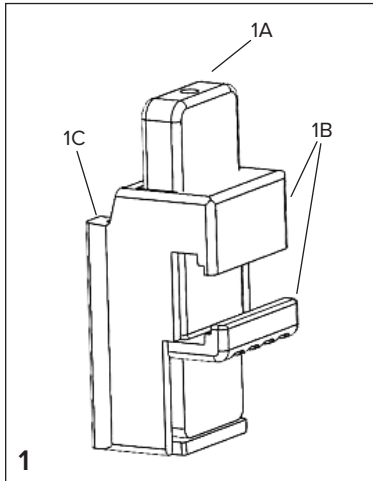


Fluid Fighter® Suction Canister Rail Hanger

INSTRUCTIONS FOR USE



INTENDED USE

Used to affix a Fluid Fighter® Suction Canister onto a rail surface.

SYSTEM PARTS

1A: Button to open rail surface holders

1B: Rail surface holders

1C: Suction canister seating surface (point at which the canister is attached to the rail hanger)

WARNINGS

- This product is designed to be used only by healthcare professionals.
- Inspect the product for damage before use.
 - Any damage to the product may affect product performance.
 - Do not use the product if it is damaged in any capacity.
- Do not use the product beyond its intended use.

NOTE: Any negative situation regarding the product should be reported to Pergo Medikal ve İlaç Sanayi A.Ş.

INDICATIONS

Used to affix a Fluid Fighter Suction Canister onto a rail surface.

CONTRAINDICATIONS

There are no contraindications for the Fluid Fighter Suction Canister Rail Hanger.

PRACTITIONER AUDIENCE

The Fluid Fighter Suction Canister Rail Hangers are to be used only by healthcare professionals in a healthcare setting.

STERILITY

The Fluid Fighter Suction Canister Rail Hangers are a non-sterile product.

PRODUCT DISPOSAL

Reusable products should be replaced if they lose their functionality or have any damage. The products should be disposed of per your facility's standard disposal practices.

CLEANING INSTRUCTIONS

When cleaning reusable parts, use of a mild cleaning detergent, a soft wash cloth, and water is recommended.

NOTE: It is preferred to use a microfiber wash cloth.

NOTE: Do not use strong acids or oxidizing agents for cleaning.

1. Disassemble the Fluid Fighter Suction Canister Rail Hanger from the rail and remove the Fluid Fighter Suction Canister from the device.
2. Prepare a water-based detergent solution per the product's Instructions for Use on the label.
3. Apply the water-based detergent solution to all surfaces of the reusable product using a soft wash cloth.
4. Rinse the water-based detergent from all surfaces using water and a soft wash cloth.
5. Dry excess water from the reusable product using a clean, dry wash cloth. After manual drying, 24 hours of air drying is recommended.


STORAGE AND TRANSPORTATION CONDITIONS

Products should be stored in a dry, warm, enclosed environment. All products should be protected from damp, dirty, and dusty environments. Products can be transported under ambient atmospheric conditions provided they are protected from rain, dust, and direct sunlight. Temperature-controlled transportation is not required.

SHELF LIFE

The Fluid Fighter Suction Canister Rail Hangers have no shelf life limitations. For best results and prolonged life, clean the Fluid Fighter Suction Canister Rail Hanger immediately after use.

Symbol Glossary available digitally at www.pergomed.com/symbolglossary.aspx.

 **Pergo Medikal ve İlaç Sanayi A.Ş.**
Buca OSB Mah. 2/20 Sok. BEGOS Sit. No:9
Buca - İzmir / Turkey
www.pergomed.com

Distributed by Typenex® Medical
303 East Wacker Drive, Suite 1030
Chicago, Illinois 60601 USA
866-897-3639
www.typenex.com



LBL-01333.1