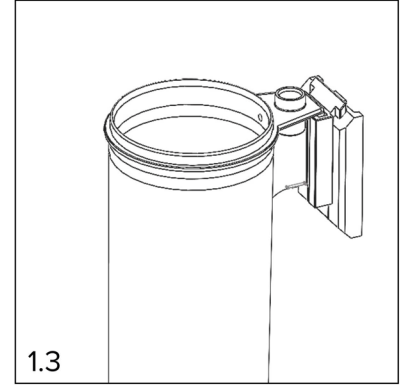
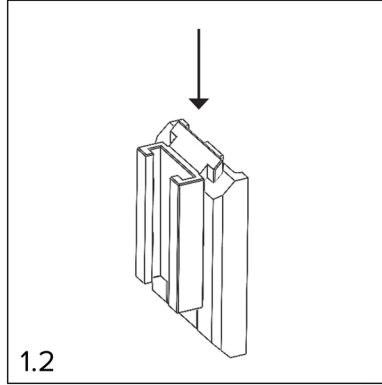
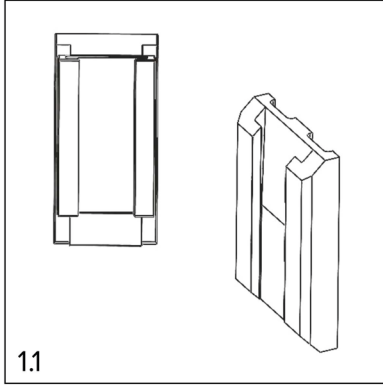


Suction Canister Wall Hanger Adapter (DeRoyal®)

INSTRUCTIONS FOR USE



INTENDED USE

The Suction Canister Wall Hanger Adapter is used to hang a suction canister on an existing DeRoyal wall hanger.

INSTALLATION

- 1) Slide a Suction Canister Wall Hanger Adapter into the existing DeRoyal wall hanger (as shown in Figure 1.2).
- 2) Slide a suction canister into the Suction Canister Wall Hanger (as shown in Figure 1.3).
 - a) Depending on the condition of the existing DeRoyal wall hanger, the Suction Canister Wall Hanger Adapter may or may not fit completely in the wall hanger.

WARNINGS

- 1) This product is designed to be used only by healthcare professionals.
- 2) Inspect the product for damage before use.
 - a) Any damage to the product may affect product performance.
 - b) Do not use the product if you suspect any damage.
- 3) Do not use the product beyond its intended use of hanging a suction canister on an existing DeRoyal wall hanger.

NOTE: Any negative situation regarding the product should be reported to Pergo Medikal ve İlaç Sanayi A.Ş.

INDICATIONS

The Suction Canister Wall Hanger Adapter is used to hang a suction canister on an existing DeRoyal wall hanger.

CONTRAINDICATIONS

There are no contraindications for the Suction Canister Wall Hanger Adapter.

PRACTITIONER AUDIENCE

The Suction Canister Wall Hanger Adapter is to be used only healthcare professionals in a healthcare setting.

STERILITY

The Suction Canister Wall Hanger is non-sterile product.

PRODUCT DISPOSAL

Reusable products should be replaced if they lose their functionality or have any damage. The products should be disposed of per your facility's standard disposal practices.

CLEANING INSTRUCTIONS

When cleaning reusable parts, use of a mild cleaning detergent, a soft wash cloth, and water is recommended.

NOTE: It is preferred to use a microfiber wash cloth.

NOTE: Do not use strong acids or oxidizing agents for cleaning.

1. Prepare a water-based detergent solution per the product's Instructions for Use on the label.
2. Apply the water-based detergent solution to all surfaces of the reusable product using a soft wash cloth.
3. Rinse the water-based detergent from all surfaces using water and a soft wash cloth.
4. Dry excess water from the reusable product using a clean, dry wash cloth. After manual drying, 24 hours of air drying is recommended.

STORAGE AND TRANSPORTATION CONDITIONS


Products should be stored in a dry, warm, enclosed environment. All products should be protected from damp, dirty, and dusty environments. Products can be transported under ambient atmospheric conditions provided they are protected from rain, dust, and direct sunlight. Temperature-controlled transportation is not required.

SHELF LIFE

The Suction Canister Wall Hanger Adapters have no shelf life limitations. For best results and prolonged life, clean the Suction Canister Wall Hanger Adapter immediately after use.

Symbol Glossary available digitally at www.pergomed.com/symbolglossary.aspx.

DeRoyal® is a registered trademark of DeRoyal Industries, Inc.

 **Pergo Medikal ve İlaç Sanayi A.Ş.**
Buca OSB Mah. 2/20 Sok. BEGOS Sit. No:9
Buca - İzmir / Turkey
www.pergomed.com

