



THE QUARANTINE CARD TRICK

KOSTYA KIMLAT

LIVE & VIRTUAL KEYNOTE SPEAKER & MAGICIAN

BOOKING@KOSTYAKIMLAT.COM



Kostya Kimlat
in Kiev, Ukraine

ABOUT THE TRICK

My dad taught me this card trick when I was seven years old. It empowered me to amaze others and got me fascinated with magic. It's often the very first— and only— trick that people all over the world have learned.

Believe it or not, this trick was first published in 1593! It's based on a mathematical principle by Joseph-Diez Gergonne, a French mathematician.

As long as you follow the instructions, the trick will work. And the best part of this trick is that you can do it over the phone or video! As long as one of you has a deck of playing cards, you're ready to make magic happen.

Have fun and let me know how your performance goes. Find me on social media at @KostyaMagician.

THE PRESENTATION

The most important part of any magic trick is the performance, or the “presentation.” In this case, to make the trick timely, I’ve dubbed it the “Quarantine Card Trick”. Isolating the packets and spelling “quarantine” at the end gives every step a reason. It’s this kind of justification that turns a simple, self-working math trick into a baffling mystery!

Here is the phrasing that I invented to perform this trick in my virtual magic shows. Feel free to change it up and make it your own!

You’re going to help me with what’s now known as the Quarantine Card Trick! It’s a trick I can do for you, and you can do for me, while we’re in two different parts of the world!

I’m going to deal some cards into a few packets. Each packet will be a different house where the cards will be isolated. We’re distancing each house six inches apart for safety. And no more than seven cards per household.

Will you please think of one of these cards? Don’t tell me which card you’re thinking of. Just tell me which house it’s in, and I will try to find the card you’re thinking about.

This pile? Very well. We need to isolate it for safety, in-between the other piles, and we should do a bit more testing. I’ll deal the cards out again into the three houses. The card should stay put, but sometimes it tries to hide in another house. Which house is it hiding in now? 1, 2 or 3?


Very well, we’ll isolate this house in-between the others. Now this quarantine lasts three weeks before the cards are set to leave their houses. So we’ll deal one last time, and again, don’t tell me what your card is, just tell me which house it’s hiding in, 1, 2 or 3?

This pile? Excellent, we’ll isolate it one last time, and I think we’re ready for the quarantine to be done so your card can run free. I have no clue what card you thought about. But all I have to do is spell the word “quarantine” and deal one card for every letter.

That’s Q-U-A-R-A-N-T-I-N-E, and the very next card is the one we’ll set free. Please name it out loud, what card did you think about?

AND THE CROWD GOES WILD!

INSTRUCTIONS



STEP 1

Deal 21 cards into three piles. As you deal, turn the cards faces up, putting one card down at a time, dealing from left to right. At the end you will have three rows of seven cards.



STEP 2

Ask your friend to tell you which row their card is in. Square up all three rows, careful not to mess any cards out of order.




STEP 3

Whichever packet contains the card they are thinking of must be placed between the other two piles. Be sure to keep all the cards in an order. Once the packets are squared, turn the packet over, so the cards are face-down in your hand.



STEP 4


Deal the cards again, one at a time from left to right, into three rows.



STEP 5

Ask the spectator which pile their card is in.

INSTRUCTIONS



STEP 6

Square up the three piles.



STEP 7

Place the pile with their thought-of-card in-between the other two.



STEP 8

Re-deal the cards for a third and final time, repeating steps 4-7.



STEP 9

Once you've collected the packets and turned the deck face-down in your hand for the third time, the card will always be the eleventh card from the top.



HOW TO REVEAL THE CARD

Now that you know WHERE the card is, there are many ways to finish the trick to give it an impressive finish. The simplest would be to just deal down to the eleventh card and turn it over. But that lacks mystery and finesse! To make it better, find a way to justify the dealing or spelling with your presentation. In the case of the “quarantine” presentation, we deal one card for every letter. Ten cards are dealt and the 11th one will be their card.

Maybe you can spell your name or someone else’s name? Sometimes a combination of a first and last name will be 10 or 11 letters.

You can also spell “W-H-A-T-S-M-Y-C-A-R-D,” and the selected card will appear on the letter “D.”

Try to make the trick as personal as you can. You don’t want the person to think that the card is always in the same spot. The magic is the audience thinking that the card could have been anywhere.

If you come up with a fun presentation, I’d love to hear about it. Get in touch through social media or e-mail kostya@kimlat.com.



BRING KOSTYA TO YOUR LIVE OR VIRTUAL EVENT

I'm a magician and a keynote speaker, ready to astonish you at your in-person or virtual event.

As a keynote speaker at business conferences, both in-person and virtually, I talk about the role of perception in our lives— all from my vantage point as a magician.

While magicians and mentalists are known to fool people (like I fooled Penn & Teller on their TV show, *Fool Us*), they're also known as experts at seeing things from another person's perspective. That's why, as a keynote speaker, I teach audiences to see things from the perspectives of others— customers, clients, and colleagues.

As a magician, I bring love, laughter and positive energy to your screen or event with interactive magic shows for families, employees and organizations.

Invite me to your next event at booking@kostyakimlat.com.