



[WWW.KHRISTELSTUDIOS.COM](http://WWW.KHRISTELSTUDIOS.COM)



PRICE LIST AND  
INFORMATION












# **TABLE OF CONTENTS**

How to book.....	9
Wedding Collections.....	10-15
Weddings FAQ.....	16-17
Engagement Sessions.....	20-21
Sessions FAQ.....	22




# ***Hi there!***

My name is Khristel I am the owner of Khristel Studios! Some people call me Khris too. I am the girl with the camera, the gal who will tell your story. People describe me as a mix of a calm and bubbly personality.

Organized with a bit of spontaneous. I want to capture your raw emotion, the feels, and create images that can trigger a memory.

I love going that extra mile for my friends and clients. I can't wait to get to know you because by knowing you I can create better images. I can get down in the dance floor with your friends, I can get close to your mom and get her calm so she can show her emotions, and I can be there every step of the way so your wedding is the day that you envision. So heck let's do it!







# HOW TO

# BOOK

## *Weddings*

### **STEP 1**

Contact me to see if your date is available!

### **STEP 2**

Let's do a phone or in person meeting to figure out the best package for you! For more information read on pages 10-23.

### **STEP 3**

Sign the wedding contract and send the deposit of 25% to save your date.

### **STEP 4**

You are officially booked!

## *Sessions*

### **STEP 1**

Contact me to find a date and time that works for you!

### **STEP 2**

Let's do a phone meeting to figure out the best package for you! For more information read on pages 26-32.

### **STEP 3**

Sign the session contract and send the deposit of 50% to save your date.

### **STEP 4**

You are officially booked!

Printing and albums are available to purchase after your event or session. Contact us to get a price list and information package!





# WEDDING COLLECTIONS

## ALL PACKAGES INCLUDE

USB of high resolution images to keep and online gallery for viewing and downloading your im-

ages to share online (available for three months)

Sneak peak of 10-20 images within 5 business days

Full Engagement Session (1-2 hours)

Set of Polaroids delivered with your USB

Wedding and Engagement Guides

6x6- 20 Page Wedding Album

Travel to your wedding and engagement session\*\*

90 Minute Session (within 3 months of wedding) if you have extreme weather conditions\*

\*\* Depending geographically which package you selected

\* Not on weekends and only in Southwestern Ontario

# **FULL DAY** COLLECTIONS

## **Aspen Package** **\$3800 + hst**

Up to 10 Hours of Coverage

Location: Ontario (Hamilton, Niagara Region, Toronto, London, Barrie)

## **Birch Package** **\$4300 + hst**

Up to 10 Hours of Coverage

Location: Ontario (Muskoka, Sudbury, Algonquin, Ottawa, Belleville, Windsor, Bruce Peninsula)

## **Dagwood Package** **\$5500 + hst**

Up to 10 Hours of Coverage + Next Day Session (Up to 4 hours)

Location: Quebec, Eastern Canada, Western Canada

## **Terra Package** **Starting at \$7000+hst**

International - Connect for custom quote.



# HALF DAY COLLECTIONS

## Laurel Package \$2700 + hst


Up to 6 Hours of Coverage

Location: Ontario (Hamilton, Niagara Region, Toronto, London, Barrie)

## Willow Package \$3200+ hst

Up to 6 Hours of Coverage

Location: Ontario (Muskoka, Sudbury, Algonquin, Ottawa, Belleville, Windsor, Bruce Peninsula)



# A LA CARTE

SECOND PHOTOGRAPHER | \$750

ADDITIONAL HOUR | \$500


UPGRADE TO ADVENTURE ENGAGEMENT SESSION | CUSTOM - DEPENDANT ON LOCATION

ADDITIONAL POLAROID SET | \$75

ADD ON BRIDAL BOUDOIR | \$950







# WEDDINGS

## FAQ

### **1. How long does it take to receive the wedding photos?**

It takes around 4-8 weeks to receive your online gallery to share with family and friends and approximately two months to receive your USB via mail.

### **2. How long does it take to create an album and receive it?**

After receiving your wedding photos you have up to 1 year to create and finalize the design with us.

On average it takes about 1-3 months to choose photos and design and two months after that to receive your album in the mail.

### **3. How long does it take to receive prints?**

It takes one to two months to start your order, get the photos printed on canvas or regular prints, and to get them mailed to you.

4. My wedding is outside of Toronto, ON, what are the transportation fees?

All weddings have travel fees included so you don't have to worry about this. As long as you select the package based on the area. The only travel fees that are not included are the ones who are doing a wedding internationally at which I send you a custom quote.

### **5. How much time do you need for photos on your wedding day?**

My full day packages are up to 10 hours, I find this is in general was 95% of people need on their weddings. Now this is up to, that means if you need less on your timeline I head out earlier and if you need more than 10 you can just pay for additional time.

### **6. What is a first look?**

A first look is when a couple decides to meet or see each other before the ceremony. When I got married I thought doing that would ruin the surprise of seeing each other the first time at the ceremony. Looking back I wish I had done this when I got married.

A first look allows the couple to be not stressed before the ceremony, and they enjoy a private moment together. That also means you do not have to play hide and seek before the ceremony. It also allows wedding party and family to enjoy and arrive together at the reception. The best thing of all of this is being able to see each other alone, rather than in front of your guests; allowing you to share a moment before the ceremony begins. I highly recommend it!

### **7. How does the first look work?**

In a similar way it's like seeing each other for the first time at the ceremony, but just alone. It can be catered however you like. Some couples like to turn and see each other at the same time, others one walks behind the other as a surprise. The possibilities are endless. During this time we take photos without interacting. After this moment we usually head out to do the fun couple portraits, and then family and wedding party photos.



## **8. Can you help out with creating a wedding day time line?**

I actually love to be involved in the timeline because we can chat about what you envision your wedding day to be, and what is the most important to you. I love to tell stories from start to finish, I feel most of my couples look back from getting ready to reception and are glad they had me there during those times. Part of my process is to help you create the timeline so you don't have to stress about it.

## **9. What are things to keep in mind for photos during our time line?**

- Couple portraits should end 30 minutes before the ceremony as guests begin to arrive. At this time I photograph the details of the ceremony, guests, and document what is happening in a less staged way.

- If you want your wedding flowers to be included in your couple photos they must be with us. This includes during the getting ready photos, the boutonnieres, the corsages and the flower bouquets have to be there. So have your florist deliver them to where you are getting ready.

- Make sure you ask about being able to photograph in certain locations. Some venues do not allow the couple to head to the venue ahead of time and some venues don't allow photography without a permit. Please ask in advance.

- Things always run late at weddings. ALWAYS. So its my job to keep you sane, make sure you have fun! and not stress, and most of all adjust the timeline so we get the photos you need. Don't worry, we chat about it on the day quickly.

## **10. How do you make sure you cover everything we want?**

I send you my wedding questionnaire! Who knew! This is where you put all your information, group shots, and timeline info you have already (ie. ceremony time), and such. That way I can craft your wedding document that covers everything I need to do a killer job!

## **11. I am doing a outdoor ceremony, what is the best time to do it?**


Ideally for the best photos, a ceremony should be end 1-2 hours before sunset. However, summer months the hours for that could be very late. The best thing if you are doing an outdoor ceremony is to have the altar or main area in a shaded area. This will allow any sun to be diffused creating lovely lighting instead of harsh shadows. Avoid at all costs spaces that are half in the sun and half in shade.

## **12. Do you shoot polaroid? I thought that was not available anymore.**

I actually after the wedding print some photos for you on my polaroid printer. I absolutely love it and it helps me focus on your day with my digital camera. Afterwards I can pick the best of the images and send them to you with your USB.

## **13. You include albums in every wedding??**

Yes. This is a basic 6x6 album with 20 page spreads. This tells a short simple story. It also helps my couples get a tangible object from their day in their hands. I find most couples forget to print photos or find it quite tiresome to design their own album. So I include the basic one for you, which you can always upgrade to everything you want.









# ADD-ONS

Additional Hour- \$400  
Smoke Bombs- \$100  
Polaroids-\$75



# ENGAGEMENT SESSIONS

## All Sessions Include

- Planning and coordination for the best possible location and photo idea
  - Engagement session Guide
  - Help with outfit coordination
- Retouching, and editing (colour balancing, exposure, brightness/contrast)
  - High Resolution Digital Images delivered through online gallery

## Classic Engagement Session

**\$500 + hst**

- 2 hour session
- 1 outfit change if desired
- 70+ Images

## Adventure Engagement Session

**\$750 + hst**

- 3 hour session
- Choose an epic location!
- All fully edited photos
- Travel additional

\*Note there is an additional cost and travel to locations were an overnight stay is required. Custom time is also added depending on location.

# SESSIONS

## FAQ

### **When do we receive our online gallery?**

You will receive your online gallery within two to three weeks from the photoshoot.

### **How long is the gallery up online?**

The online gallery is up online for four weeks. We recommend you immediately download both your high resolution files and your web sized files.

### **Are these sessions edited?**

Of course! These sessions are edited and the best images are selected! On average you will receive between 70+ perfectly edited images ready to print! The amount varies per session due to the amount of editing that goes into each image.

### **Can we purchase a USB with the images?**

Yes, you can. You can purchase a USB with the photos for an extra \$50. The USB can be mailed to you or any relative who would like the photos as well. If you booked a wedding your photos will be included in the final USB. Most clients just download the photos directly from the gallery.

### **Can we pick where we do the photoshoot?**

Every photoshoot is custom for you! Meaning you just let us know what you want and we can send you some recommendations or if you have a location in mind we can do it there. We work with you to get the images you want!

### **Can we change outfits during the photoshoot?**

You can change outfits no problem. However, that is time taken away from the photoshoot. I find most people change in their car to avoid time taken away, however if uncomfortable we can head to the nearest change room location.

### **Can we pay for extra time?**

Additional hour for sessions is \$400+hst. You can add it to your package or while we are shooting if you need more time.





