



World Justice
Project



World Justice Project
RULE OF LAW INDEX[®]

2023

The World Justice Project Rule of Law Index[®] 2023

The *World Justice Project (WJP) Rule of Law Index[®] 2023* report was prepared by the World Justice Project. The Index's conceptual framework and methodology were developed by Juan Carlos Botero, Mark David Agrast, and Alejandro Ponce. Data collection and analysis for the 2023 report was performed by Erin Campbell, James Davis, Alicia Evangelides, Joshua Fuller, Natalia Jardon, Lauren Littlejohn, Gustavo Núñez Peralta, Alejandro Ponce, Hannah Rigazzi, Natalia Rodríguez Cajamarca, Victoria Thomaidés, Carlos Toruño Paniagua, Santiago Pardo, and Moss Woodbury, with the assistance of Said Aarji, Lloyd Cleary, John Cullen, Allyse Feitzinger, Skye Jacobs, and Helen Souki Reyes.

The graphic design team for this report included Enrique Paulin, Irene Heras, Mariana Lopez, and Raquel Medina.

Pitch Interactive served as lead website designer, with assistance from Irene Heras, Natalia Jardon, Mariana Lopez, Raquel Medina, and Enrique Paulin,

ISBN (*print version*): 978-0-615-40781-4
ISBN (*digital version*): 978-0-615-51219-8

The World Justice Project

Board of Directors: Sheikha Abdulla Al-Misnad; Kamel Ayadi; Adam Bodnar; Michael Chu; William C. Hubbard; Hassan Bubacar Jallow; Suet-Fern Lee; Mondli Makhanya; M. Margaret McKeown; John Nery; William H. Neukom; Ellen Gracie Northfleet; and James R. Silkenat.

Directors Emeritus: Ashraf Ghani Ahmadzai, Emil Constantinescu, and Petar Stoyanov

Officers: William C. Hubbard, Co-Founder and Chairman of the Board; William H. Neukom, Co-Founder and CEO; Mark D. Agrast, Vice President; Deborah Enix-Ross, Vice President; Judy Perry Martinez, Vice President; Nancy Ward, Vice President; James R. Silkenat, Director and Treasurer; and Gerold W. Libby, General Counsel and Secretary.

Executive Director: Elizabeth Andersen

Chief Research Officer: Alejandro Ponce

The *WJP Rule of Law Index 2023* report was made possible by the generous supporters of the work of the World Justice Project listed in this report on page 219.

© Copyright 2023 by the World Justice Project. The *WJP Rule of Law Index* and the *World Justice Project Rule of Law Index* are trademarks of the World Justice Project. All rights reserved. Requests to reproduce this document should be sent to:

WJP Rule of Law Index Permissions
World Justice Project
1025 Vermont Avenue, N.W., Suite 1200
Washington, D.C. 20005 U.S.A.

E-mail: wjp@worldjusticeproject.org
Subject line: WJP Rule of Law Index Permissions



World Justice
Project

World Justice Project
RULE OF LAW INDEX[®]

2023




Table of Contents

01

About the WJP Rule of Law Index

- 8 Foreword
- 10 Overview of Scores and Rankings
- 12 Features of the WJP Rule of Law Index
- 13 Defining the Rule of Law
- 14 The Four Universal Principles of the Rule of Law
- 15 Conceptual Framework of the WJP Rule of Law Index
- 16 Indicators of the WJP Rule of Law Index

02

Scores and Rankings

- 22 Rule of Law Around the World
- 24 Rule of Law by Region
- 26 Rule of Law by Income
- 28 Rule of Law by Factor

03

Country Profiles

- 38** How to Read the Country Profiles
- 39** Country Profiles

04

Behind the Numbers

- 184** Methodology Snapshot
- 185** Methodology
- 192** Contributing Experts
- 217** Acknowledgements
- 218** About the WJP
- 220** More From the WJP



SECTION 1

About the WJP Rule of Law Index

"Laws of justice which Hammurabi, the wise king, established... That the strong might not injure the weak, in order to protect the widows and orphans..., in order to declare justice in the land, to settle all disputes, and heal all injuries."

Code of Hammurabi (18th Century BCE)



8	Foreword
10	Overview of Scores and Rankings
12	Features of the WJP Rule of Law Index
13	Defining the Rule of Law
14	The Four Universal Principles of the Rule of Law
15	Conceptual Framework of the WJP Rule of Law Index
16	Indicators of the WJP Rule of Law Index

Foreword

The rule of law is internationally recognized as a foundational element in guaranteeing peace, justice, human rights, effective democracy, and sustainable development. Around the world, however, the rule of law continues to weaken. This 2023 edition of the *World Justice Project (WJP) Rule of Law Index* shows that over 6 billion people now live in countries where the rule of law is declining. Amid widespread institutional stagnation, a majority of countries continue to experience rule of law backsliding characterized by executive overreach, diminished human rights, and justice systems that are failing to meet people's needs.


In the face of these challenges, there is a need for a shared understanding of the landscape we face and a systematic, robust, and actionable assessment of adherence to the rule of law around the world. To this end, the World Justice Project is pleased to present the latest edition of the *WJP Rule of Law Index* so that a wide variety of stakeholders can identify rule of law strengths, weaknesses, progress, and setbacks across 142 countries and jurisdictions. The Index offers original, independent data organized into eight factors that encompass the concept of the rule of law: Constraints on Government Powers, Absence of Corruption, Open Government, Fundamental Rights, Order and Security, Regulatory Enforcement, Civil Justice, and Criminal Justice. Index factor scores reflect the perspectives and experiences of more than 149,000 everyday people and 3,400 legal experts around the world, and they are backed by a rigorous process of validation and analysis.

In 2023, overall rule of law has declined in a majority of countries yet again. The authoritarian trends that first spurred the global rule of law recession in 2016 persist in every region of the world today. However, these declines are less widespread and extreme for the second year in a row. Some countries have managed to reverse authoritarian trends, while others have made sustained progress in justice, anti-corruption, and human rights. The Index data proves that progress is possible.

There is still much work to be done to advance the rule of law worldwide and to prevent the arbitrary exercise of power. As a global leader, the World Justice Project reaffirms its commitment to work hand in hand with governments, policy makers, political actors, the private sector, civil society organizations, the media, donors, and academia to support reform efforts aimed at advancing the rule of law. This edition of the *WJP Rule of Law Index* is a small but important step in this direction.

Dr. Alejandro Ponce

Chief Research Officer
World Justice Project


















“Over **6 billion people** now live in countries where the rule of law is declining.... Index data [also] proves that progress is possible.”



Overview of Overall Scores and Rankings

The table below shows the overall scores and rankings of the *WJP Rule of Law Index 2023* in alphabetical order. Scores range from 0 to 1, with 1 indicating the strongest adherence to the rule of law.

Country/Jurisdiction	Overall Score*	% Change in Overall Score*	Global Rank	Change in Global Rank†	Country/Jurisdiction	Overall Score*	% Change in Overall Score*	Global Rank	Change in Global Rank†
 Afghanistan	0.32	-4.0%	140	0	 Dominica	0.58	0.1%	53	1 ▲
 Albania	0.48	-0.7%	91	2 ▼	 Dominican Republic	0.49	1.0%	86	8 ▲
 Algeria	0.49	0.6%	84	7 ▲	 Ecuador	0.47	-2.1%	96	1 ▼
 Angola	0.43	-0.3%	115	0	 Egypt, Arab Rep.	0.35	-1.2%	136	1 ▲
 Antigua and Barbuda	0.63	0.6%	38	2 ▲	 El Salvador	0.45	-2.5%	108	4 ▼
 Argentina	0.55	-0.5%	63	2 ▼	 Estonia	0.82	0.0%	9	0
 Australia	0.80	0.5%	13	0	 Ethiopia	0.38	-3.1%	129	4 ▼
 Austria	0.80	-0.3%	11	0	 Finland	0.87	0.4%	3	0
 The Bahamas	0.59	-2.0%	50	2 ▼	 France	0.73	-0.4%	21	0
 Bangladesh	0.38	-1.5%	127	2 ▲	 Gabon	0.39	0.3%	124	4 ▲
 Barbados	0.66	0.0%	35	1 ▼	 The Gambia	0.49	0.1%	85	3 ▲
 Belarus	0.45	-1.9%	104	3 ▼	 Georgia	0.60	0.3%	48	1 ▲
 Belgium	0.78	-1.0%	16	2 ▼	 Germany	0.83	0.0%	5	1 ▲
 Belize	0.49	0.9%	80	7 ▲	 Ghana	0.55	-0.5%	61	1 ▼
 Benin	0.48	-0.6%	90	0	 Greece	0.61	-1.4%	47	3 ▼
 Bolivia	0.37	-0.5%	131	1 ▲	 Grenada	0.60	1.4%	49	1 ▲
 Bosnia and Herzegovina	0.51	-1.2%	75	3 ▼	 Guatemala	0.44	-0.3%	111	1 ▲
 Botswana	0.59	0.0%	51	0	 Guinea	0.41	0.8%	118	1 ▲
 Brazil	0.49	-0.9%	83	0	 Guyana	0.50	0.2%	76	1 ▲
 Bulgaria	0.56	1.7%	59	3 ▲	 Haiti	0.34	-3.5%	139	1 ▼
 Burkina Faso	0.47	-3.7%	95	11 ▼	 Honduras	0.41	1.6%	119	4 ▲
 Cambodia	0.31	-0.1%	141	0	 Hong Kong SAR, China	0.73	-0.2%	23	1 ▼
 Cameroon	0.35	-0.3%	134	2 ▲	 Hungary	0.51	-0.2%	73	2 ▲
 Canada	0.80	0.0%	12	0	 India	0.49	-0.7%	79	0
 Chile	0.66	-0.1%	33	0	 Indonesia	0.53	0.2%	66	0
 China	0.47	-0.9%	97	0	 Iran, Islamic Rep.	0.39	-5.0%	126	5 ▼
 Colombia	0.48	-0.4%	94	1 ▼	 Ireland	0.81	0.3%	10	0
 Congo, Dem. Rep.	0.34	0.8%	138	1 ▲	 Italy	0.67	0.0%	32	0
 Congo, Rep.	0.40	-1.2%	122	0	 Jamaica	0.57	-1.1%	54	1 ▼
 Costa Rica	0.68	0.0%	29	0	 Japan	0.79	0.0%	14	2 ▲
 Côte d'Ivoire	0.45	0.7%	106	4 ▲	 Jordan	0.55	1.4%	62	1 ▲
 Croatia	0.61	0.3%	45	2 ▲	 Kazakhstan	0.53	1.0%	65	2 ▲
 Cyprus	0.68	-0.9%	31	3 ▼	 Kenya	0.46	1.6%	101	5 ▲
 Czechia	0.73	0.1%	20	0	 Korea, Rep.	0.74	0.5%	19	0
 Denmark	0.90	-0.3%	1	0	 Kosovo	0.56	0.4%	58	1 ▲
					 Kuwait	0.58	-	52	-

* Scores are rounded to two decimal places and percentage changes in score are rounded to one decimal place.

† The change in rankings was calculated by comparing the positions of the 140 countries and jurisdictions measured in the 2022 Index with the rankings of the same 140 countries and jurisdictions in 2023, exclusive of the two new additions to the 2023 Index, Kuwait and Montenegro.

Country/Jurisdiction	Overall Score*	% Change in Overall Score*	Global Rank	Change in Global Rank†	Country/Jurisdiction	Overall Score*	% Change in Overall Score*	Global Rank	Change in Global Rank†
Kyrgyz Republic	0.45	-1.4%	103	1 ▼	Romania	0.63	-0.4%	40	2 ▼
Latvia	0.73	0.7%	22	2 ▲	Russian Federation	0.44	-2.2%	113	4 ▼
Lebanon	0.45	0.0%	107	1 ▲	Rwanda	0.63	0.1%	41	1 ▲
Liberia	0.44	0.8%	112	2 ▲	Senegal	0.55	-1.3%	60	2 ▼
Lithuania	0.77	0.4%	18	0	Serbia	0.48	-1.6%	93	8 ▼
Luxembourg	0.83	0.8%	6	2 ▲	Sierra Leone	0.44	-2.1%	110	3 ▼
Madagascar	0.43	-1.4%	114	1 ▼	Singapore	0.78	-0.1%	17	0
Malawi	0.52	-0.5%	69	1 ▼	Slovak Republic	0.66	0.3%	34	1 ▲
Malaysia	0.57	0.8%	55	1 ▲	Slovenia	0.69	1.6%	27	4 ▲
Mali	0.40	-5.3%	121	5 ▼	South Africa	0.57	-1.2%	56	1 ▼
Malta	0.68	0.1%	30	0	Spain	0.72	-0.8%	24	1 ▼
Mauritania	0.36	-1.4%	133	0	Sri Lanka	0.50	-0.5%	77	1 ▼
Mauritius	0.61	-0.4%	46	1 ▼	St. Kitts and Nevis	0.63	0.1%	39	0
Mexico	0.42	-1.3%	116	1 ▲	St. Lucia	0.62	0.4%	43	0
Moldova	0.53	1.3%	68	2 ▲	St. Vincent and the Grenadines	0.63	-0.8%	42	1 ▼
Mongolia	0.53	-0.6%	64	0	Sudan	0.36	-7.4%	132	5 ▼
Montenegro	0.56	-	57	-	Suriname	0.49	-0.9%	81	0
Morocco	0.48	0.9%	92	4 ▲	Sweden	0.85	-0.4%	4	0
Mozambique	0.38	-3.0%	128	4 ▼	Switzerland	0.85	-0.4%	4	0
Myanmar	0.35	-3.7%	135	1 ▼	Tanzania	0.47	0.9%	98	2 ▲
Namibia	0.61	0.5%	44	2 ▲	Thailand	0.49	-1.0%	82	0
Nepal	0.52	-0.9%	71	0	Togo	0.45	-1.1%	102	1 ▲
Netherlands	0.83	-0.3%	7	2 ▼	Trinidad and Tobago	0.52	-0.8%	70	1 ▼
New Zealand	0.83	-0.2%	8	1 ▼	Tunisia	0.52	-0.6%	72	1 ▲
Nicaragua	0.35	-4.4%	137	2 ▼	Türkiye	0.41	-0.7%	117	1 ▲
Niger	0.44	-0.6%	109	2 ▲	Uganda	0.39	0.0%	125	5 ▲
Nigeria	0.41	0.8%	120	0	Ukraine	0.49	-2.9%	89	11 ▼
North Macedonia	0.53	-0.9%	67	2 ▼	United Arab Emirates	0.64	0.2%	37	0
Norway	0.89	0.3%	2	0	United Kingdom	0.78	-0.4%	15	0
Pakistan	0.38	-2.3%	130	1 ▲	United States	0.70	-0.6%	26	0
Panama	0.51	-0.5%	74	0	Uruguay	0.72	0.4%	25	0
Paraguay	0.46	-1.2%	99	1 ▼	Uzbekistan	0.50	0.1%	78	2 ▲
Peru	0.49	0.2%	88	4 ▲	Venezuela, RB	0.26	0.9%	142	0
Philippines	0.46	-1.5%	100	1 ▼	Vietnam	0.49	-0.6%	87	1 ▼
Poland	0.64	-0.6%	36	0	Zambia	0.45	0.0%	105	0
Portugal	0.68	-0.9%	28	1 ▼	Zimbabwe	0.40	1.3%	123	3 ▲

* Scores are rounded to two decimal places and percentage changes in score are rounded to one decimal place.

† The change in rankings was calculated by comparing the positions of the 140 countries and jurisdictions measured in the 2022 Index with the rankings of the same 140 countries and jurisdictions in 2023, exclusive of the two new additions to the 2023 Index, Kuwait and Montenegro.

Features of the WJP Rule of Law Index

The World Justice Project (WJP) developed the *WJP Rule of Law Index* to serve as a quantitative tool that measures the rule of law in practice. The Index's methodology and comprehensive definition of the rule of law are the products of intensive consultation and vetting with academics, practitioners, and community leaders from more than 100 countries and jurisdictions and 17 professional disciplines.

The scores and rankings of the eight factors and 44 sub-factors of the Index draw from two sources of data collected by the WJP:

1. **A General Population Poll (GPP)** conducted by leading local polling companies, using a representative sample of 1,000¹ respondents in each country and jurisdiction.
2. **Qualified Respondents' Questionnaires (QRQs)** consisting of closed-ended questions completed by in-country legal practitioners, experts, and academics with expertise in civil and commercial law; constitutional law, civil liberties, and criminal law; labor law; and public health.²

Taken together, these two data sources provide current, original information reflecting the experiences and perceptions of the general public and in-country legal practitioners and experts in 142 countries and jurisdictions worldwide.

Rule of Law in Practice

The Index measures adherence to the rule of law by looking at policy outcomes, such as whether people have access to courts or whether crime is effectively controlled. This stands in contrast to efforts that focus on the written legal code, or the institutional means by which a society may seek to achieve these policy outcomes.

Comprehensive and Multi-Dimensional

While other indices cover particular aspects of the rule of law, such as absence of corruption or human rights, they do not yield a full picture of the state of the rule of law. The *WJP Rule of Law Index* is the only global instrument that looks at the rule of law comprehensively.

Perspective of Ordinary People

The *WJP Rule of Law Index* puts people at its core. It looks at a country's adherence to the rule of law from the perspective of ordinary individuals and their experiences with the rule of law in their societies. The Index examines practical, everyday situations, such as whether people can access public services and whether a dispute among neighbors can be resolved peacefully and cost-effectively by an independent adjudicator.

New Data Anchored in Actual Experiences

The Index is the only comprehensive set of indicators on the rule of law that is based on primary data. Index scores are built from the assessments of residents (generally 1,000 respondents per country or jurisdiction) and local legal practitioners and experts, which ensure that the findings reflect the conditions experienced by actual people, including residents from marginalized sectors of society.

Culturally Competent

The Index has been designed to be applied in countries and jurisdictions with vastly different social, cultural, economic, and political systems. No society has ever attained—let alone sustained—a perfect realization of the rule of law. Every country faces the perpetual challenge of building and renewing the structures, institutions, and norms that can support and sustain a rule of law culture.

Country-Specific Data and Online Tools

In addition to this written report, an interactive online platform for country-specific *WJP Rule of Law Index* data is available at: worldjusticeproject.org. The interactive data site invites viewers to browse each of the 142 country and jurisdiction profiles and explore overall and factor scores.



Scan the QR code or visit worldjusticeproject.org/index to view our interactive data portal.

1. Due to small populations or obstacles to data collection in certain countries and jurisdictions, the sampling plan was adjusted in some cases. For more information on specific countries and jurisdictions and sample sizes, see pages 188-191.

2. Please see the "Methodology" section on page 185 of this report for more detailed information regarding data collection and score computation.

Defining the Rule of Law

Effective rule of law reduces corruption, combats poverty and disease, and protects people from injustices large and small. It is the foundation for communities of justice, opportunity, and peace—underpinning development, accountable government, and respect for fundamental rights. Traditionally, the rule of law has been viewed as the domain of lawyers and judges. However, everyday issues of safety, rights, justice, and governance affect us all; everyone is a stakeholder in the rule of law.

Despite its profound importance for fair and functioning societies, the rule of law is notoriously difficult to define and measure. A simple way of approaching it is to examine a set of outcomes that the rule of law brings to societies, each of which reflects one aspect of the complex concept of the rule of law. The *WJP Rule of Law Index* seeks to embody these outcomes within a simple and coherent framework.

The *WJP Rule of Law Index* captures adherence to the rule of law as defined by the WJP's universal principles (see following page) through a comprehensive and multi-dimensional set of outcome indicators, each of which reflects a particular aspect of this complex concept. The theoretical framework linking these outcome indicators draws upon two main principles pertaining to the relationship between the state and the governed.

The first principle measures whether the law imposes limits on the exercise of power by the state and its agents, as well as individuals and private entities. This is measured in Factors One, Two, Three, and Four of the Index. The second principle measures whether the state limits the actions of members of society and fulfills its basic duties towards its population so that the public interest is served, people are protected from violence, and all members of society have access to dispute settlement and grievance mechanisms. This is measured in Factors Five, Six, Seven, and Eight of the Index. Although broad in scope, this framework assumes very little about the functions of the state, and when it does, it incorporates functions that are recognized by practically all societies, such as the provision of justice or the guarantee of order and security.

The resulting set of indicators is also an effort to strike a balance between what scholars call a “thin” or minimalist conception of the rule of law that focuses on formal, procedural rules, and a “thick” conception that includes substantive characteristics, such as self-governance and various fundamental rights and freedoms. Striking this balance between “thin” and “thick” conceptions of the rule of law enables the Index to apply to different types of social and political systems, including those that lack many of the features that characterize democratic nations, while including sufficient substantive characteristics to render the rule of law as more than a system of rules. The Index recognizes

that a system of law that fails to respect core human rights guaranteed under international law is at best “rule by law” and does not deserve to be called a rule of law system.

The rule of law affects all of us in our everyday lives. Although we may not be aware of it, the rule of law is profoundly important—and not just for lawyers or judges. Every sector of society is a stakeholder in the rule of law. Below are a few examples:

Business Environment

Imagine an investor seeking to commit resources abroad. She would probably think twice before investing in a country where corruption is rampant, property rights are ill-defined, and contracts are difficult to enforce. Uneven enforcement of regulations, corruption, insecure property rights, and ineffective means to settle disputes undermine legitimate business and deter both domestic and foreign investment.

Public Works

Consider the bridges, roads, or runways we traverse daily—or the offices and buildings in which we live, work, and play. What would happen if building codes governing design and safety were not enforced? What if government officials and contractors used low-quality materials to pocket the surplus? Weak regulatory enforcement and corruption decrease the security of physical infrastructure and waste scarce resources, which are essential to a thriving economy.

Public Health and Environment

Consider the implications of pollution, wildlife poaching, and deforestation for public health and the environment. What would happen if a company were pouring harmful chemicals into a river in a highly populated area and the environmental inspector ignored these actions in exchange for a bribe? Adherence to the rule of law is essential to holding governments, businesses, civil society organizations, and communities accountable for protecting public health and the environment.

The Four Universal Principles of the Rule of Law

The World Justice Project defines the rule of law as a durable system of laws, institutions, norms, and community commitment that delivers:

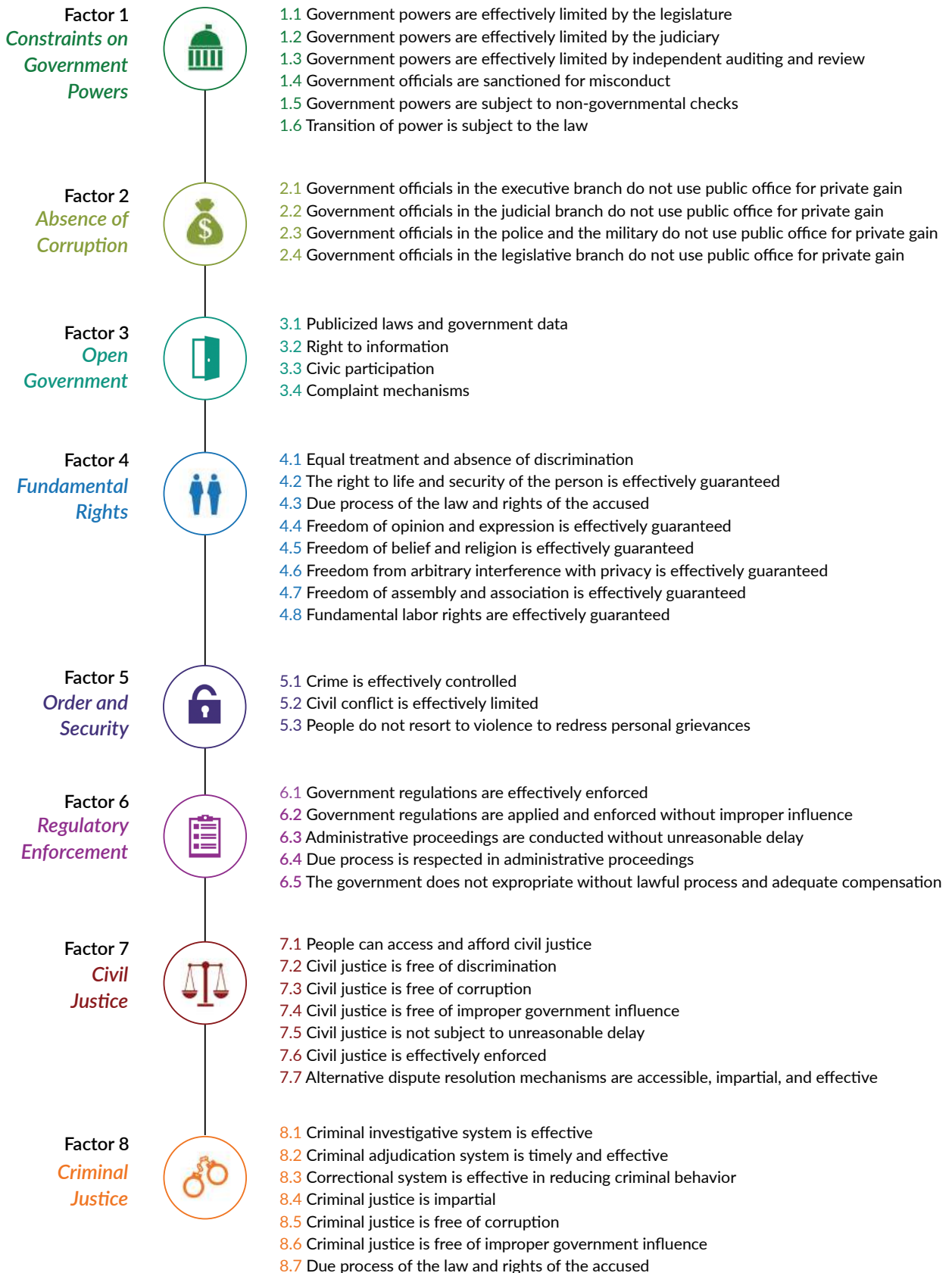


The four universal principles are further developed in the following eight factors of the annual *WJP Rule of Law Index*:

Constraints on Government Powers, Absence of Corruption, Open Government, Fundamental Rights, Order and Security, Regulatory Enforcement, Civil Justice, and Criminal Justice.

Conceptual Framework of the WJP Rule of Law Index

The conceptual framework of the *WJP Rule of Law Index* is comprised of eight factors further disaggregated into 44 sub-factors. These factors and sub-factors are presented below and described in detail in the section that follows.



Informal Justice and the Rule of Law

The conceptual framework of the Index includes a ninth factor on informal justice that is not included in the Index's aggregate scores and rankings. Informal justice systems often play a large role in countries and jurisdictions where formal legal institutions are weak, remote, or perceived as ineffective. As such, the WJP has devoted effort to collecting data on informal justice through our surveys. Nonetheless, the complexities of these systems and the difficulties of systematically measuring their fairness and effectiveness make cross-country assessments extraordinarily challenging. For this reason, the informal justice factor is not included in the Index scores and rankings.

Factor 9: Informal Justice

- 9.1 Informal justice is timely and effective
- 9.2 Informal justice is impartial and free of improper influence
- 9.3 Informal justice respects and protects fundamental rights

Indicators of the WJP Rule of Law Index



FACTOR ONE:

Constraints on Government Powers

1.1 Government powers are effectively limited by the legislature

Measures whether legislative bodies have the independence and the ability in practice to exercise effective checks on and oversight of the government.

1.2 Government powers are effectively limited by the judiciary

Measures whether the judiciary has the independence and the ability in practice to exercise effective checks on and oversight of the government.

1.3 Government powers are effectively limited by independent auditing and review

Measures whether comptrollers or auditors, as well as national human rights ombudsman agencies, have sufficient independence and the ability to exercise effective checks on and oversight of the government.

1.4 Government officials are sanctioned for misconduct

Measures whether government officials in the executive, legislature, judiciary, and the police are investigated, prosecuted, and punished for official misconduct and other violations.

1.5 Government powers are subject to non-governmental checks

Measures whether an independent media, civil society organizations, political parties, and individuals are free to report and comment on government policies without fear of retaliation.

1.6 Transition of power is subject to the law

Measures whether government officials are elected or appointed in accordance with the rules and procedures set forth in the constitution. Where elections take place, it also measures the integrity of the electoral process, including access to the ballot, the absence of intimidation, and public scrutiny of election results.



FACTOR TWO:

Absence of Corruption

2.1 Government officials in the executive branch do not use public office for private gain

Measures the prevalence of bribery, informal payments, and other inducements in the delivery of public services and the enforcement of regulations. It also measures whether government procurement and public works contracts are awarded through an open and competitive bidding process, and whether government officials at various levels of the executive branch refrain from embezzling public funds.

2.2 Government officials in the judicial branch do not use public office for private gain

Measures whether judges and judicial officials refrain from soliciting and accepting bribes to perform duties or expedite processes, and whether the judiciary and judicial rulings are free of improper influence by the government, private interests, or criminal organizations.

2.3 Government officials in the police and the military do not use public office for private gain

Measures whether police officers and criminal investigators refrain from soliciting and accepting bribes to perform basic police services or to investigate crimes, and whether government officials in the police and the military are free of improper influence by private interests or criminal organizations.

2.4 Government officials in the legislative branch do not use public office for private gain

Measures whether members of the legislature refrain from soliciting or accepting bribes or other inducements in exchange for political favors or favorable votes on legislation.

FACTOR THREE: Open Government

3.1 Publicized laws and government data

Measures whether basic laws and information on legal rights are publicly available, presented in plain language, and made accessible in all languages used in the country or jurisdiction. It also measures the quality and accessibility of information published by the government in print or online, and whether administrative regulations, drafts of legislation, and high court decisions are made accessible to the public in a timely manner.

3.2 Right to information

Measures whether requests for information held by a government agency are granted, whether these requests are granted within a reasonable time period, if the information provided is pertinent and complete, and if requests for information are granted at a reasonable cost and without having to pay a bribe. It also measures whether people are aware of their right to information, and whether relevant records are accessible to the public upon request.

3.3 Civic participation

Measures the effectiveness of civic participation mechanisms, including the protection of the freedoms of opinion and expression, assembly and association, and the right to petition the government. It also measures whether people can voice concerns to various government officers and whether government officials provide sufficient information and notice about decisions affecting the community.

3.4 Complaint mechanisms

Measures whether people are able to bring specific complaints to the government about the provision of public services or the performance of government officers in carrying out their legal duties in practice, and how government officials respond to such complaints.

FACTOR FOUR: Fundamental Rights

4.1 Equal treatment and absence of discrimination

Measures whether individuals are free from discrimination—based on socio-economic status, gender, ethnicity, religion, national origin, sexual orientation, or gender identity—with respect to public services, employment, court proceedings, and the justice system.

4.2 The right to life and security of the person is effectively guaranteed

Measures whether the police inflict physical harm upon criminal suspects during arrest and interrogation, and whether political dissidents or members of the media are subjected to unreasonable searches, arrest, detention, imprisonment, threats, abusive treatment, or violence.

4.3 Due process of the law and rights of the accused

Measures whether the basic rights of criminal suspects are respected, including the presumption of innocence and the freedom from arbitrary arrest and unreasonable pre-trial detention. It also measures whether criminal suspects are able to access and challenge evidence used against them, whether they are subject to abusive treatment, and whether they are provided with adequate legal assistance. In addition, it measures whether the basic rights of prisoners are respected once they have been convicted of a crime.

4.4 Freedom of opinion and expression is effectively guaranteed

Measures whether an independent media, civil society organizations, political parties, and individuals are free to report and comment on government policies without fear of retaliation.

4.5 Freedom of belief and religion is effectively guaranteed

Measures whether members of religious minorities can worship and conduct religious practices freely and publicly, and whether non-adherents are protected from having to submit to religious laws.

4.6 Freedom from arbitrary interference with privacy is effectively guaranteed

Measures whether the police or other government officials conduct physical searches without warrants, or intercept electronic communications of private individuals without judicial authorization.

4.7 Freedom of assembly and association is effectively guaranteed

Measures whether people can freely attend community meetings, join political organizations, hold peaceful public demonstrations, sign petitions, and express opinions against government policies and actions without fear of retaliation.

4.8 Fundamental labor rights are effectively guaranteed

Measures the effective enforcement of fundamental labor rights, including freedom of association and the right to collective bargaining, the absence of discrimination with respect to employment, and freedom from forced labor and child labor.

FACTOR FIVE: Order and Security

5.1 Crime is effectively controlled

Measures the prevalence of common crimes, including homicide, kidnapping, burglary and theft, armed robbery, and extortion, as well as people's general perceptions of safety in their communities.

5.2 Civil conflict is effectively limited

Measures whether people are effectively protected from armed conflict and terrorism.

5.3 People do not resort to violence to redress personal grievances

Measures whether people resort to intimidation or violence to resolve civil disputes amongst themselves or to seek redress from the government, and whether people are free from mob violence.

FACTOR SIX: Regulatory Enforcement

6.1 Government regulations are effectively enforced

Measures whether government regulations, such as labor, environmental, public health, commercial, and consumer protection regulations are effectively enforced.

6.2 Government regulations are applied and enforced without improper influence

Measures whether the enforcement of regulations is subject to bribery or improper influence by private interests, and whether public services, such as the issuance of permits and licenses and the administration of public health services, are provided without bribery or other illegal inducements.

6.3 Administrative proceedings are conducted without unreasonable delay

Measures whether administrative proceedings at the national and local levels are conducted without unreasonable delay.

6.4 Due process is respected in administrative proceedings

Measures whether due process of the law is respected in administrative proceedings conducted by national and local authorities in issue areas such as the environment, taxes, and labor.

6.5 The government does not expropriate without lawful process and adequate compensation

Measures whether the government respects the property rights of people and corporations, refrains from the illegal seizure of private property, and provides adequate compensation when property is legally expropriated.

FACTOR SEVEN: Civil Justice

7.1 People can access and afford civil justice

Measures the accessibility and affordability of civil courts, including whether people are aware of available remedies; can access and afford legal advice and representation; and can access the court system without incurring unreasonable fees, encountering unreasonable procedural hurdles, or experiencing physical or linguistic barriers.

7.2 Civil justice is free of discrimination

Measures whether the civil justice system discriminates in practice based on socio-economic status, gender, ethnicity, religion, national origin, sexual orientation, or gender identity.

7.3 Civil justice is free of corruption

Measures whether the civil justice system is free of bribery and improper influence by private interests.

7.4 Civil justice is free of improper government influence

Measures whether the civil justice system is free of improper government or political influence.

7.5 Civil justice is not subject to unreasonable delay

Measures whether civil justice proceedings are conducted and judgments are produced in a timely manner without unreasonable delay.

7.6 Civil justice is effectively enforced

Measures the effectiveness and timeliness of the enforcement of civil justice decisions and judgments in practice.

7.7 Alternative dispute resolution mechanisms are accessible, impartial, and effective

Measures whether alternative dispute resolution mechanisms (ADRs) are affordable, efficient, enforceable, and free of corruption.



8.1 Criminal investigative system is effective

Measures whether perpetrators of crimes are effectively apprehended and charged. It also measures whether police, investigators, and prosecutors have adequate resources, are free of corruption, and perform their duties competently.

8.2 Criminal adjudication system is timely and effective

Measures whether perpetrators of crimes are effectively prosecuted and punished. It also measures whether criminal judges and other judicial officers are competent and produce speedy decisions.

8.3 Correctional system is effective in reducing criminal behavior

Measures whether correctional institutions are secure, respect prisoners' rights, and are effective in preventing recidivism.

8.4 Criminal justice is impartial

Measures whether the police and criminal judges are impartial and whether they discriminate in practice based on socio-economic status, gender, ethnicity, religion, national origin, sexual orientation, or gender identity.

8.5 Criminal justice is free of corruption

Measures whether the police, prosecutors, and judges are free of bribery and improper influence from criminal organizations.

8.6 Criminal justice is free of improper government influence

Measures whether the criminal justice system is independent from government or political influence.

8.7 Due process of the law and rights of the accused

Measures whether the basic rights of criminal suspects are respected, including the presumption of innocence and the freedom from arbitrary arrest and unreasonable pre-trial detention. It also measures whether criminal suspects can access and challenge evidence used against them, whether they are subject to abusive treatment, and whether they are provided with adequate legal assistance. In addition, it measures whether the basic rights of prisoners are respected once they have been convicted of a crime.

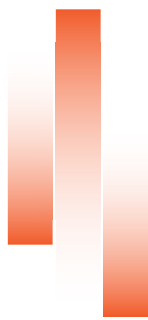


SECTION 2

Scores and Rankings

*"We are all servants of the laws in order that
we may be free."*

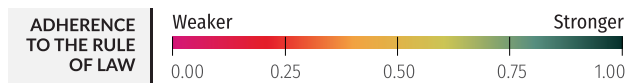
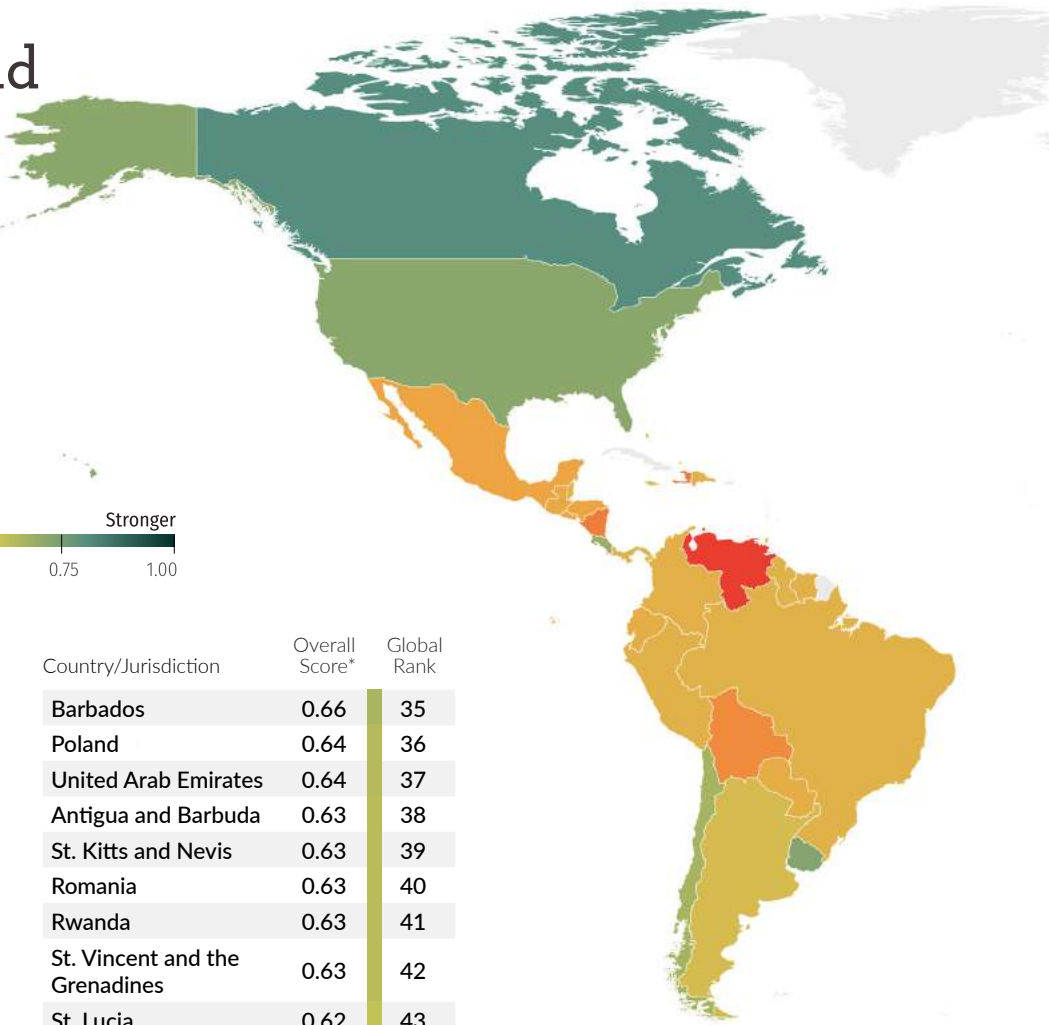
Cicero (106 BCE-43 BCE)



- 22** Rule of Law Around the World
- 24** Rule of Law by Region
- 26** Rule of Law by Income
- 28** Rule of Law by Factor

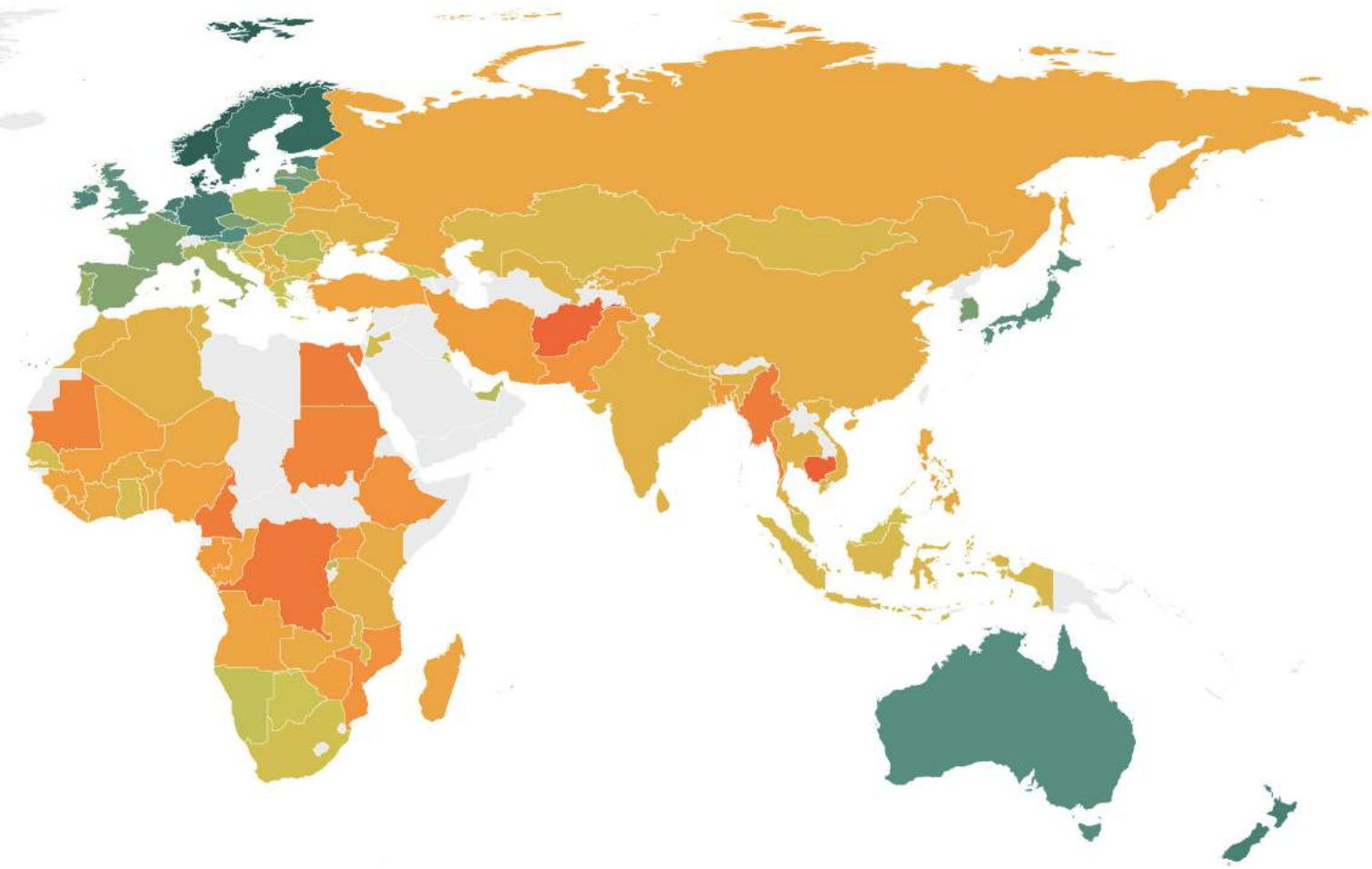
Rule of Law Around the World

The table below shows the overall scores and rankings of the *WJP Rule of Law Index*® 2023 by country rank. Scores range from 0 to 1, with 1 indicating the strongest adherence to the rule of law.



Country/Jurisdiction	Overall Score*	Global Rank	Country/Jurisdiction	Overall Score*	Global Rank	Country/Jurisdiction	Overall Score*	Global Rank
Denmark	0.90	1	Barbados	0.66	35	Moldova	0.53	68
Norway	0.89	2	Poland	0.64	36	Malawi	0.52	69
Finland	0.87	3	United Arab Emirates	0.64	37	Trinidad and Tobago	0.52	70
Sweden	0.85	4	Antigua and Barbuda	0.63	38	Nepal	0.52	71
Germany	0.83	5	St. Kitts and Nevis	0.63	39	Tunisia	0.52	72
Luxembourg	0.83	6	Romania	0.63	40	Hungary	0.51	73
Netherlands	0.83	7	Rwanda	0.63	41	Panama	0.51	74
New Zealand	0.83	8	St. Vincent and the Grenadines	0.63	42	Bosnia and Herzegovina	0.51	75
Estonia	0.82	9	St. Lucia	0.62	43	Guyana	0.50	76
Ireland	0.81	10	Namibia	0.61	44	Sri Lanka	0.50	77
Austria	0.80	11	Croatia	0.61	45	Uzbekistan	0.50	78
Canada	0.80	12	Mauritius	0.61	46	India	0.49	79
Australia	0.80	13	Greece	0.61	47	Belize	0.49	80
Japan	0.79	14	Georgia	0.60	48	Suriname	0.49	81
United Kingdom	0.78	15	Grenada	0.60	49	Thailand	0.49	82
Belgium	0.78	16	The Bahamas	0.59	50	Brazil	0.49	83
Singapore	0.78	17	Botswana	0.59	51	Algeria	0.49	84
Lithuania	0.77	18	Kuwait	0.58	52	The Gambia	0.49	85
Korea, Rep.	0.74	19	Dominica	0.58	53			
Czechia	0.73	20	Jamaica	0.57	54			
France	0.73	21	Malaysia	0.57	55			
Latvia	0.73	22	South Africa	0.57	56			
Hong Kong SAR, China	0.73	23	Montenegro	0.56	57			
Spain	0.72	24	Kosovo	0.56	58			
Uruguay	0.72	25	Bulgaria	0.56	59			
United States	0.70	26	Senegal	0.55	60			
Slovenia	0.69	27	Ghana	0.55	61			
Portugal	0.68	28	Jordan	0.55	62			
Costa Rica	0.68	29	Argentina	0.55	63			
Malta	0.68	30	Mongolia	0.53	64			
Cyprus	0.68	31	Kazakhstan	0.53	65			
Italy	0.67	32	Indonesia	0.53	66			
Chile	0.66	33	North Macedonia	0.53	67			
Slovak Republic	0.66	34						

* Scores are rounded to two decimal places.



Country/Jurisdiction	Overall Score*	Global Rank	Country/Jurisdiction	Overall Score*	Global Rank	Country/Jurisdiction	Overall Score*	Global Rank
Dominican Republic	0.49	86	Zambia	0.45	105	Gabon	0.39	124
Vietnam	0.49	87	Côte d'Ivoire	0.45	106	Uganda	0.39	125
Peru	0.49	88	Lebanon	0.45	107	Iran, Islamic Rep.	0.39	126
Ukraine	0.49	89	El Salvador	0.45	108	Bangladesh	0.38	127
Benin	0.48	90	Niger	0.44	109	Mozambique	0.38	128
Albania	0.48	91	Sierra Leone	0.44	110	Ethiopia	0.38	129
Morocco	0.48	92	Guatemala	0.44	111	Pakistan	0.38	130
Serbia	0.48	93	Liberia	0.44	112	Bolivia	0.37	131
Colombia	0.48	94	Russian Federation	0.44	113	Sudan	0.36	132
Burkina Faso	0.47	95	Madagascar	0.43	114	Mauritania	0.36	133
Ecuador	0.47	96	Angola	0.43	115	Cameroon	0.35	134
China	0.47	97	Mexico	0.42	116	Myanmar	0.35	135
Tanzania	0.47	98	Türkiye	0.41	117	Egypt, Arab Rep.	0.35	136
Paraguay	0.46	99	Guinea	0.41	118	Nicaragua	0.35	137
Philippines	0.46	100	Honduras	0.41	119	Congo, Dem. Rep.	0.34	138
Kenya	0.46	101	Nigeria	0.41	120	Haiti	0.34	139
Togo	0.45	102	Mali	0.40	121	Afghanistan	0.32	140
Kyrgyz Republic	0.45	103	Congo, Rep.	0.40	122	Cambodia	0.31	141
Belarus	0.45	104	Zimbabwe	0.40	123	Venezuela, RB	0.26	142

* Scores are rounded to two decimal places.

Rule of Law Around the World by Region

East Asia and Pacific

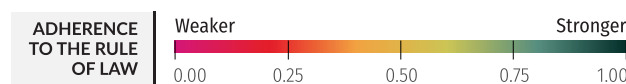
Regional Rank	Country/Jurisdiction	Overall Score*	Annual % Change in Overall Score*	5-Year % Change in Overall Score*	Global Rank	Change in Global Rank†	Regional Rank	Country/Jurisdiction	Overall Score*	Annual % Change in Overall Score*	5-Year % Change in Overall Score*	Global Rank	Change in Global Rank†
1/15	New Zealand	0.83	-0.2%	-0.4%	8	1 ▼	9/15	Indonesia	0.53	0.2%	2.6%	66	0
2/15	Australia	0.80	0.5%	-1.3%	13	0	10/15	Thailand	0.49	-1.0%	-3.0%	82	0
3/15	Japan	0.79	0.0%	-0.2%	14	2 ▲	11/15	Vietnam	0.49	-0.6%	-2.9%	87	1 ▼
4/15	Singapore	0.78	-0.1%	-2.6%	17	0	12/15	China	0.47	-0.9%	-6.7%	97	0
5/15	Korea, Rep.	0.74	0.5%	2.0%	19	0	13/15	Philippines	0.46	-1.5%	-2.0%	100	1 ▼
6/15	Hong Kong SAR, China	0.73	-0.2%	-6.0%	23	1 ▼	14/15	Myanmar	0.35	-3.7%	-17.2%	135	1 ▼
7/15	Malaysia	0.57	0.8%	6.1%	55	1 ▲	15/15	Cambodia	0.31	-0.1%	-3.5%	141	0
8/15	Mongolia	0.53	-0.6%	-2.0%	64	0							

Eastern Europe and Central Asia

Regional Rank	Country/Jurisdiction	Overall Score*	Annual % Change in Overall Score*	5-Year % Change in Overall Score*	Global Rank	Change in Global Rank†	Regional Rank	Country/Jurisdiction	Overall Score*	Annual % Change in Overall Score*	5-Year % Change in Overall Score*	Global Rank	Change in Global Rank†
1/15	Georgia	0.60	0.3%	-1.2%	48	1 ▲	8/15	Uzbekistan	0.50	0.1%	7.7%	78	2 ▲
2/15	Montenegro	0.56	-	-	57	-	9/15	Ukraine	0.49	-2.9%	-2.7%	89	11 ▼
3/15	Kosovo	0.56	0.4%	-	58	1 ▲	10/15	Albania	0.48	-0.7%	-5.2%	91	2 ▼
4/15	Kazakhstan	0.53	1.0%	3.1%	65	2 ▲	11/15	Serbia	0.48	-1.6%	-4.0%	93	8 ▼
5/15	North Macedonia	0.53	-0.9%	-0.4%	67	2 ▼	12/15	Kyrgyz Republic	0.45	-1.4%	-4.5%	103	1 ▼
6/15	Moldova	0.53	1.3%	7.7%	68	2 ▲	13/15	Belarus	0.45	-1.9%	-12.0%	104	3 ▼
7/15	Bosnia and Herzegovina	0.51	-1.2%	-3.5%	75	3 ▼	14/15	Russian Federation	0.44	-2.2%	-7.0%	113	4 ▼
							15/15	Türkiye	0.41	-0.7%	-1.3%	117	1 ▲

EU, EFTA, and North America (European Union, European Free Trade Association, and North America)

Regional Rank	Country/Jurisdiction	Overall Score*	Annual % Change in Overall Score*	5-Year % Change in Overall Score*	Global Rank	Change in Global Rank†	Regional Rank	Country/Jurisdiction	Overall Score*	Annual % Change in Overall Score*	5-Year % Change in Overall Score*	Global Rank	Change in Global Rank†
1/31	Denmark	0.90	-0.3%	0.7%	1	0	17/31	Latvia	0.73	0.7%	-	22	2 ▲
2/31	Norway	0.89	0.3%	0.3%	2	0	18/31	Spain	0.72	-0.8%	2.4%	24	1 ▼
3/31	Finland	0.87	0.4%	0.3%	3	0	19/31	United States	0.70	-0.6%	-4.0%	26	0
4/31	Sweden	0.85	-0.4%	-1.1%	4	0	20/31	Slovenia	0.69	1.6%	2.3%	27	4 ▲
5/31	Germany	0.83	0.0%	-0.2%	5	1 ▲	21/31	Portugal	0.68	-0.9%	-5.2%	28	1 ▼
6/31	Luxembourg	0.83	0.8%	-	6	2 ▲	22/31	Malta	0.68	0.1%	-	30	0
7/31	Netherlands	0.83	-0.3%	-2.5%	7	2 ▼	23/31	Cyprus	0.68	-0.9%	-	31	3 ▼
8/31	Estonia	0.82	0.0%	2.3%	9	0	24/31	Italy	0.67	0.0%	2.0%	32	0
9/31	Ireland	0.81	0.3%	-	10	0	25/31	Slovak Republic	0.66	0.3%	-	34	1 ▲
10/31	Austria	0.80	-0.3%	-2.0%	11	0	26/31	Poland	0.64	-0.6%	-5.3%	36	0
11/31	Canada	0.80	0.0%	-1.6%	12	0	27/31	Romania	0.63	-0.4%	-4.1%	40	2 ▼
12/31	United Kingdom	0.78	-0.4%	-3.1%	15	0	28/31	Croatia	0.61	0.3%	0.2%	45	2 ▲
13/31	Belgium	0.78	-1.0%	1.2%	16	2 ▼	29/31	Greece	0.61	-1.4%	-0.3%	47	3 ▼
14/31	Lithuania	0.77	0.4%	-	18	0	30/31	Bulgaria	0.56	1.7%	3.9%	59	3 ▲
15/31	Czechia	0.73	0.1%	-1.3%	20	0	31/31	Hungary	0.51	-0.2%	-6.0%	73	2 ▲
16/31	France	0.73	-0.4%	-1.4%	21	0							



* Scores are rounded to two decimal places. Percentage changes in score are rounded to one decimal place.

† The change in rankings was calculated by comparing the positions of the 140 countries and jurisdictions measured in the 2022 Index with the rankings of the same 140 countries and jurisdictions in 2023, exclusive of the two new additions to the 2023 Index, Kuwait and Montenegro.

Latin America and Caribbean

Regional Rank	Country/Jurisdiction	Overall Score*	Annual % Change in Overall Score*	5-Year % Change in Overall Score*	Global Rank	Change in Global Rank†	Regional Rank	Country/Jurisdiction	Overall Score*	Annual % Change in Overall Score*	5-Year % Change in Overall Score*	Global Rank	Change in Global Rank†
1/32	Uruguay	0.72	0.4%	0.7%	25	0	16/32	Guyana	0.50	0.2%	-0.5%	76	1 ▲
2/32	Costa Rica	0.68	0.0%	-0.6%	29	0	17/32	Belize	0.49	0.9%	3.3%	80	7 ▲
3/32	Chile	0.66	-0.1%	-0.7%	33	0	18/32	Suriname	0.49	-0.9%	-3.6%	81	0
4/32	Barbados	0.66	0.0%	1.1%	35	1 ▼	19/32	Brazil	0.49	-0.9%	-8.9%	83	0
5/32	Antigua and Barbuda	0.63	0.6%	0.7%	38	2 ▲	20/32	Dominican Republic	0.49	1.0%	4.4%	86	8 ▲
6/32	St. Kitts and Nevis	0.63	0.1%	-4.3%	39	0	21/32	Peru	0.49	0.2%	-7.1%	88	4 ▲
7/32	St. Vincent and the Grenadines	0.63	-0.8%	2.3%	42	1 ▼	22/32	Colombia	0.48	-0.4%	-4.7%	94	1 ▼
8/32	St. Lucia	0.62	0.4%	-2.0%	43	0	23/32	Ecuador	0.47	-2.1%	-0.2%	96	1 ▼
9/32	Grenada	0.60	1.4%	-1.6%	49	1 ▲	24/32	Paraguay	0.46	-1.2%	-	99	1 ▼
10/32	The Bahamas	0.59	-2.0%	-1.4%	50	2 ▼	25/32	El Salvador	0.45	-2.5%	-7.4%	108	4 ▼
11/32	Dominica	0.58	0.1%	-3.6%	53	1 ▲	26/32	Guatemala	0.44	-0.3%	-1.0%	111	1 ▲
12/32	Jamaica	0.57	-1.1%	-0.4%	54	1 ▼	27/32	Mexico	0.42	-1.3%	-8.7%	116	1 ▲
13/32	Argentina	0.55	-0.5%	-6.4%	63	2 ▼	28/32	Honduras	0.41	1.6%	1.6%	119	4 ▲
14/32	Trinidad and Tobago	0.52	-0.8%	-7.0%	70	1 ▼	29/32	Bolivia	0.37	-0.5%	-2.9%	131	1 ▲
15/32	Panama	0.51	-0.5%	-1.2%	74	0	30/32	Nicaragua	0.35	-4.4%	-20.8%	137	2 ▼
							31/32	Haiti	0.34	-3.5%	-	139	1 ▼
							32/32	Venezuela, RB	0.26	0.9%	-7.8%	142	0

Middle East and North Africa

Regional Rank	Country/Jurisdiction	Overall Score*	Annual % Change in Overall Score*	5-Year % Change in Overall Score*	Global Rank	Change in Global Rank†	Regional Rank	Country/Jurisdiction	Overall Score*	Annual % Change in Overall Score*	5-Year % Change in Overall Score*	Global Rank	Change in Global Rank†
1/9	United Arab Emirates	0.64	0.2%	-1.9%	37	0	5/9	Algeria	0.49	0.6%	-	84	7 ▲
2/9	Kuwait	0.58	-	-	52	-	6/9	Morocco	0.48	0.9%	-5.0%	92	4 ▲
3/9	Jordan	0.55	1.4%	-8.1%	62	1 ▲	7/9	Lebanon	0.45	0.0%	-5.0%	107	1 ▲
4/9	Tunisia	0.52	-0.6%	-3.6%	72	1 ▲	8/9	Iran, Islamic Rep.	0.39	-5.0%	-18.9%	126	5 ▼
							9/9	Egypt, Arab Rep.	0.35	-1.2%	-4.4%	136	1 ▲

South Asia

Regional Rank	Country/Jurisdiction	Overall Score*	Annual % Change in Overall Score*	5-Year % Change in Overall Score*	Global Rank	Change in Global Rank†	Regional Rank	Country/Jurisdiction	Overall Score*	Annual % Change in Overall Score*	5-Year % Change in Overall Score*	Global Rank	Change in Global Rank†
1/6	Nepal	0.52	-0.9%	-2.2%	71	0	4/6	Bangladesh	0.38	-1.5%	-6.2%	127	2 ▲
2/6	Sri Lanka	0.50	-0.5%	-5.2%	77	1 ▼	5/6	Pakistan	0.38	-2.3%	-4.2%	130	1 ▲
3/6	India	0.49	-0.7%	-4.8%	79	0	6/6	Afghanistan	0.32	-4.0%	-8.3%	140	0

Sub-Saharan Africa

Regional Rank	Country/Jurisdiction	Overall Score*	Annual % Change in Overall Score*	5-Year % Change in Overall Score*	Global Rank	Change in Global Rank†	Regional Rank	Country/Jurisdiction	Overall Score*	Annual % Change in Overall Score*	5-Year % Change in Overall Score*	Global Rank	Change in Global Rank†
1/34	Rwanda	0.63	0.1%	-	41	1 ▲	18/34	Sierra Leone	0.44	-2.1%	-3.1%	110	3 ▼
2/34	Namibia	0.61	0.5%	-	44	2 ▲	19/34	Liberia	0.44	0.8%	-3.6%	112	2 ▲
3/34	Mauritius	0.61	-0.4%	-	46	1 ▼	20/34	Madagascar	0.43	-1.4%	-1.7%	114	1 ▼
4/34	Botswana	0.59	0.0%	1.3%	51	0	21/34	Angola	0.43	-0.3%	-	115	0
5/34	South Africa	0.57	-1.2%	-3.3%	56	1 ▼	22/34	Guinea	0.41	0.8%	-	118	1 ▲
6/34	Senegal	0.55	-1.3%	0.2%	60	2 ▼	23/34	Nigeria	0.41	0.8%	-6.3%	120	0
7/34	Ghana	0.55	-0.5%	-7.4%	61	1 ▼	24/34	Mali	0.40	-5.3%	-	121	5 ▼
8/34	Malawi	0.52	-0.5%	2.1%	69	1 ▼	25/34	Congo, Rep.	0.40	-1.2%	-	122	0
9/34	The Gambia	0.49	0.1%	-	85	3 ▲	26/34	Zimbabwe	0.40	1.3%	5.9%	123	3 ▲
10/34	Benin	0.48	-0.6%	-	90	0	27/34	Gabon	0.39	0.3%	-	124	4 ▲
11/34	Burkina Faso	0.47	-3.7%	-6.7%	95	11 ▼	28/34	Uganda	0.39	0.0%	-3.1%	125	5 ▲
12/34	Tanzania	0.47	0.9%	-0.9%	98	2 ▲	29/34	Mozambique	0.38	-3.0%	-	128	4 ▼
13/34	Kenya	0.46	1.6%	1.7%	101	5 ▲	30/34	Ethiopia	0.38	-3.1%	0.2%	129	4 ▼
14/34	Togo	0.45	-1.1%	-	102	1 ▲	31/34	Sudan	0.36	-7.4%	-	132	5 ▼
15/34	Zambia	0.45	0.0%	-4.9%	105	0	32/34	Mauritania	0.36	-1.4%	-	133	0
16/34	Côte d'Ivoire	0.45	0.7%	-5.2%	106	4 ▲	33/34	Cameroon	0.35	-0.3%	-4.0%	134	2 ▲
17/34	Niger	0.44	-0.6%	-	109	2 ▲	34/34	Congo, Dem. Rep.	0.34	0.8%	-	138	1 ▲

* Scores are rounded to two decimal places. Percentage changes in score are rounded to one decimal place.

† The change in rankings was calculated by comparing the positions of the 140 countries and jurisdictions measured in the 2022 Index with the rankings of the same 140 countries and jurisdictions in 2023, exclusive of the two new additions to the 2023 Index, Kuwait and Montenegro.

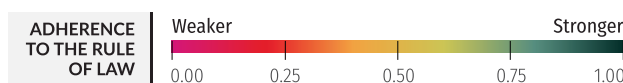
Rule of Law Around the World by Income*

Low Income

Income Rank	Country/Jurisdiction	Overall Score†	Annual % Change in Overall Score†	5-Year % Change in Overall Score†	Global Rank	Change in Global Rank ‡	Income Rank	Country/Jurisdiction	Overall Score†	Annual % Change in Overall Score†	5-Year % Change in Overall Score†	Global Rank	Change in Global Rank ‡
1/18	Rwanda	0.63	0.1%	-	41	1 ▲	11/18	Guinea	0.41	0.8%	-	118	1 ▲
2/18	Malawi	0.52	-0.5%	2.1%	69	1 ▼	12/18	Mali	0.40	-5.3%	-	121	5 ▼
3/18	The Gambia	0.49	0.1%	-	85	3 ▲	13/18	Uganda	0.39	0.0%	-3.1%	125	5 ▲
4/18	Burkina Faso	0.47	-3.7%	-6.7%	95	11 ▼	14/18	Mozambique	0.38	-3.0%	-	128	4 ▼
5/18	Togo	0.45	-1.1%	-	102	1 ▲	15/18	Ethiopia	0.38	-3.1%	0.2%	129	4 ▼
6/18	Zambia	0.45	0.0%	-4.9%	105	0	16/18	Sudan	0.36	-7.4%	-	132	5 ▼
7/18	Niger	0.44	-0.6%	-	109	2 ▲	17/18	Congo, Dem. Rep.	0.34	0.8%	-	138	1 ▲
8/18	Sierra Leone	0.44	-2.1%	-3.1%	110	3 ▼	18/18	Afghanistan	0.32	-4.0%	-8.3%	140	0
9/18	Liberia	0.44	0.8%	-3.6%	112	2 ▲							
10/18	Madagascar	0.43	-1.4%	-1.7%	114	1 ▼							

Lower-Middle Income

Income Rank	Country/Jurisdiction	Overall Score†	Annual % Change in Overall Score†	5-Year % Change in Overall Score†	Global Rank	Change in Global Rank ‡	Income Rank	Country/Jurisdiction	Overall Score†	Annual % Change in Overall Score†	5-Year % Change in Overall Score†	Global Rank	Change in Global Rank ‡
1/37	Senegal	0.55	-1.3%	0.2%	60	2 ▼	20/37	Lebanon	0.45	0.0%	-5.0%	107	1 ▲
2/37	Ghana	0.55	-0.5%	-7.4%	61	1 ▼	21/37	El Salvador	0.45	-2.5%	-7.4%	108	4 ▼
3/37	Mongolia	0.53	-0.6%	-2.0%	64	0	22/37	Angola	0.43	-0.3%	-	115	0
4/37	Indonesia	0.53	0.2%	2.6%	66	0	23/37	Honduras	0.41	1.6%	1.6%	119	4 ▲
5/37	Nepal	0.52	-0.9%	-2.2%	71	0	24/37	Nigeria	0.41	0.8%	-6.3%	120	0
6/37	Tunisia	0.52	-0.6%	-3.6%	72	1 ▲	25/37	Congo, Rep.	0.40	-1.2%	-	122	0
7/37	Sri Lanka	0.50	-0.5%	-5.2%	77	1 ▼	26/37	Zimbabwe	0.40	1.3%	5.9%	123	3 ▲
8/37	Uzbekistan	0.50	0.1%	7.7%	78	2 ▲	27/37	Iran, Islamic Rep.	0.39	-5.0%	-18.9%	126	5 ▼
9/37	India	0.49	-0.7%	-4.8%	79	0	28/37	Bangladesh	0.38	-1.5%	-6.2%	127	2 ▲
10/37	Algeria	0.49	0.6%	-	84	7 ▲	29/37	Pakistan	0.38	-2.3%	-4.2%	130	1 ▲
11/37	Vietnam	0.49	-0.6%	-2.9%	87	1 ▼	30/37	Bolivia	0.37	-0.5%	-2.9%	131	1 ▲
12/37	Ukraine	0.49	-2.9%	-2.7%	89	11 ▼	31/37	Mauritania	0.36	-1.4%	-	133	0
13/37	Benin	0.48	-0.6%	-	90	0	32/37	Cameroon	0.35	-0.3%	-4.0%	134	2 ▲
14/37	Morocco	0.48	0.9%	-5.0%	92	4 ▲	33/37	Myanmar	0.35	-3.7%	-17.2%	135	1 ▼
15/37	Tanzania	0.47	0.9%	-0.9%	98	2 ▲	34/37	Egypt, Arab Rep.	0.35	-1.2%	-4.4%	136	1 ▲
16/37	Philippines	0.46	-1.5%	-2.0%	100	1 ▼	35/37	Nicaragua	0.35	-4.4%	-20.8%	137	2 ▼
17/37	Kenya	0.46	1.6%	1.7%	101	5 ▲	36/37	Haiti	0.34	-3.5%	-	139	1 ▼
18/37	Kyrgyz Republic	0.45	-1.4%	-4.5%	103	1 ▼	37/37	Cambodia	0.31	-0.1%	-3.5%	141	0
19/37	Côte d'Ivoire	0.45	0.7%	-5.2%	106	4 ▲							



* Income groups used in this year's report are based on the World Bank's 2023 fiscal year income group classifications. For the 2023 fiscal year, low-income economies are defined as those with a GNI per capita, calculated using the World Bank Atlas method, of \$1,085 or less in 2021; lower middle-income economies are those with a GNI per capita between \$1,086 and \$4,255; upper middle-income economies are those with a GNI per capita between \$4,256 and \$13,205; high-income economies are those with a GNI per capita of more than \$13,205. <https://datahelpdesk.worldbank.org/knowledgebase/articles/906519-world-bank-country-and-lending-groups>.

† Scores are rounded to two decimal places. Percentage changes in score are rounded to one decimal place.

‡ The change in rankings was calculated by comparing the positions of the 140 countries and jurisdictions measured in the 2022 Index with the rankings of the same 140 countries and jurisdictions in 2023, exclusive of the two new additions to the 2023 Index, Kuwait and Montenegro.

Upper-Middle Income

Income Rank	Country/Jurisdiction	Overall Score [†]	Annual % Change in Overall Score [†]	5-Year % Change in Overall Score [†]	Global Rank	Change in Global Rank [‡]	Income Rank	Country/Jurisdiction	Overall Score [†]	Annual % Change in Overall Score [†]	5-Year % Change in Overall Score [†]	Global Rank	Change in Global Rank [‡]
1/41	Costa Rica	0.68	0.0%	-0.6%	29	0	22/41	Guyana	0.50	0.2%	-0.5%	76	1 ▲
2/41	St. Vincent and the Grenadines	0.63	-0.8%	2.3%	42	1 ▼	23/41	Belize	0.49	0.9%	3.3%	80	7 ▲
3/41	St. Lucia	0.62	0.4%	-2.0%	43	0	24/41	Suriname	0.49	-0.9%	-3.6%	81	0
4/41	Namibia	0.61	0.5%	-	44	2 ▲	25/41	Thailand	0.49	-1.0%	-3.0%	82	0
5/41	Mauritius	0.61	-0.4%	-	46	1 ▼	26/41	Brazil	0.49	-0.9%	-8.9%	83	0
6/41	Georgia	0.60	0.3%	-1.2%	48	1 ▲	27/41	Dominican Republic	0.49	1.0%	4.4%	86	8 ▲
7/41	Grenada	0.60	1.4%	-1.6%	49	1 ▲	28/41	Peru	0.49	0.2%	-7.1%	88	4 ▲
8/41	Botswana	0.59	0.0%	1.3%	51	0	29/41	Albania	0.48	-0.7%	-5.2%	91	2 ▼
9/41	Dominica	0.58	0.1%	-3.6%	53	1 ▲	30/41	Serbia	0.48	-1.6%	-4.0%	93	8 ▼
10/41	Jamaica	0.57	-1.1%	-0.4%	54	1 ▼	31/41	Colombia	0.48	-0.4%	-4.7%	94	1 ▼
11/41	Malaysia	0.57	0.8%	6.1%	55	1 ▲	32/41	Ecuador	0.47	-2.1%	-0.2%	96	1 ▼
12/41	South Africa	0.57	-1.2%	-3.3%	56	1 ▼	33/41	China	0.47	-0.9%	-6.7%	97	0
13/41	Montenegro	0.56	-	-	57	-	34/41	Paraguay	0.46	-1.2%	-	99	1 ▼
14/41	Kosovo	0.56	0.4%	-	58	1 ▲	35/41	Belarus	0.45	-1.9%	-12.0%	104	3 ▼
15/41	Bulgaria	0.56	1.7%	3.9%	59	3 ▲	36/41	Guatemala	0.44	-0.3%	-1.0%	111	1 ▲
16/41	Jordan	0.55	1.4%	-8.1%	62	1 ▲	37/41	Russian Federation	0.44	-2.2%	-7.0%	113	4 ▼
17/41	Argentina	0.55	-0.5%	-6.4%	63	2 ▼	38/41	Mexico	0.42	-1.3%	-8.7%	116	1 ▲
18/41	Kazakhstan	0.53	1.0%	3.1%	65	2 ▲	39/41	Türkiye	0.41	-0.7%	-1.3%	117	1 ▲
19/41	North Macedonia	0.53	-0.9%	-0.4%	67	2 ▼	40/41	Gabon	0.39	0.3%	-	124	4 ▲
20/41	Moldova	0.53	1.3%	7.7%	68	2 ▲	41/41	Venezuela, RB	0.26	0.9%	-7.8%	142	0
21/41	Bosnia and Herzegovina	0.51	-1.2%	-3.5%	75	3 ▼							

High Income

Income Rank	Country/Jurisdiction	Overall Score [†]	Annual % Change in Overall Score [†]	5-Year % Change in Overall Score [†]	Global Rank	Change in Global Rank [‡]	Income Rank	Country/Jurisdiction	Overall Score [†]	Annual % Change in Overall Score [†]	5-Year % Change in Overall Score [†]	Global Rank	Change in Global Rank [‡]
1/46	Denmark	0.90	-0.3%	0.7%	1	0	25/46	Uruguay	0.72	0.4%	0.7%	25	0
2/46	Norway	0.89	0.3%	0.3%	2	0	26/46	United States	0.70	-0.6%	-4.0%	26	0
3/46	Finland	0.87	0.4%	0.3%	3	0	27/46	Slovenia	0.69	1.6%	2.3%	27	4 ▲
4/46	Sweden	0.85	-0.4%	-1.1%	4	0	28/46	Portugal	0.68	-0.9%	-5.2%	28	1 ▼
5/46	Germany	0.83	0.0%	-0.2%	5	1 ▲	29/46	Malta	0.68	0.1%	-	30	0
6/46	Luxembourg	0.83	0.8%	-	6	2 ▲	30/46	Cyprus	0.68	-0.9%	-	31	3 ▼
7/46	Netherlands	0.83	-0.3%	-2.5%	7	2 ▼	31/46	Italy	0.67	0.0%	2.0%	32	0
8/46	New Zealand	0.83	-0.2%	-0.4%	8	1 ▼	32/46	Chile	0.66	-0.1%	-0.7%	33	0
9/46	Estonia	0.82	0.0%	2.3%	9	0	33/46	Slovak Republic	0.66	0.3%	-	34	1 ▲
10/46	Ireland	0.81	0.3%	-	10	0	34/46	Barbados	0.66	0.0%	1.1%	35	1 ▼
11/46	Austria	0.80	-0.3%	-2.0%	11	0	35/46	Poland	0.64	-0.6%	-5.3%	36	0
12/46	Canada	0.80	0.0%	-1.6%	12	0	36/46	United Arab Emirates	0.64	0.2%	-1.9%	37	0
13/46	Australia	0.80	0.5%	-1.3%	13	0	37/46	Antigua and Barbuda	0.63	0.6%	0.7%	38	2 ▲
14/46	Japan	0.79	0.0%	-0.2%	14	2 ▲	38/46	St. Kitts and Nevis	0.63	0.1%	-4.3%	39	0
15/46	United Kingdom	0.78	-0.4%	-3.1%	15	0	39/46	Romania	0.63	-0.4%	-4.1%	40	2 ▼
16/46	Belgium	0.78	-1.0%	1.2%	16	2 ▼	40/46	Croatia	0.61	0.3%	0.2%	45	2 ▲
17/46	Singapore	0.78	-0.1%	-2.6%	17	0	41/46	Greece	0.61	-1.4%	-0.3%	47	3 ▼
18/46	Lithuania	0.77	0.4%	-	18	0	42/46	The Bahamas	0.59	-2.0%	-1.4%	50	2 ▼
19/46	Korea, Rep.	0.74	0.5%	2.0%	19	0	43/46	Kuwait	0.58	-	-	52	-
20/46	Czechia	0.73	0.1%	-1.3%	20	0	44/46	Trinidad and Tobago	0.52	-0.8%	-7.0%	70	1 ▼
21/46	France	0.73	-0.4%	-1.4%	21	0	45/46	Hungary	0.51	-0.2%	-6.0%	73	2 ▲
22/46	Latvia	0.73	0.7%	-	22	2 ▲	46/46	Panama	0.51	-0.5%	-1.2%	74	0
23/46	Hong Kong SAR, China	0.73	-0.2%	-6.0%	23	1 ▼							
24/46	Spain	0.72	-0.8%	2.4%	24	1 ▼							

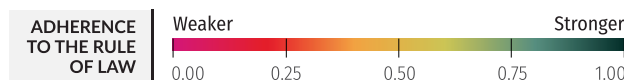
† Scores are rounded to two decimal places. Percentage changes in score are rounded to one decimal place.

‡ The change in rankings was calculated by comparing the positions of the 140 countries and jurisdictions measured in the 2022 Index with the rankings of the same 140 countries and jurisdictions in 2023, exclusive of the two new additions to the 2023 Index, Kuwait and Montenegro.

Constraints on Government Powers

Factor 1 measures the extent to which those who govern are bound by law. It comprises the means, both constitutional and institutional, by which the powers of the government and its officials and agents are limited and held accountable under the law. It also includes non-governmental checks on the government's power, such as a free and independent press. For a further breakdown of Constraints on Government Powers by sub-factor, please refer to page 16.

Country/ Jurisdiction	Factor Score*	Factor Rank	Country/ Jurisdiction	Factor Score*	Factor Rank	Country/ Jurisdiction	Factor Score*	Factor Rank	Country/ Jurisdiction	Factor Score*	Factor Rank
Denmark	0.95	1	Malta	0.64	38	Montenegro	0.52	72	Mali	0.41	108
Norway	0.92	2	Jamaica	0.64	39	Dominica	0.52	73	Mozambique	0.41	109
Finland	0.92	3	South Africa	0.62	40	Moldova	0.51	74	El Salvador	0.41	110
Germany	0.86	4	St. Kitts and Nevis	0.61	41	Bulgaria	0.51	75	Angola	0.41	111
Sweden	0.86	5	Antigua and Barbuda	0.61	42	Morocco	0.51	76	Congo, Dem. Rep.	0.40	112
New Zealand	0.85	6	Romania	0.61	43	Dominican Republic	0.51	77	Niger	0.39	113
Netherlands	0.85	7	Botswana	0.61	44	Brazil	0.51	78	Uganda	0.39	114
Austria	0.84	8	Rwanda	0.60	45	Tanzania	0.50	79	Guinea	0.38	115
Ireland	0.83	9	St. Lucia	0.60	46	Paraguay	0.50	80	Honduras	0.38	116
Estonia	0.83	10	The Bahamas	0.59	47	Sri Lanka	0.50	81	Côte d'Ivoire	0.38	117
Canada	0.82	11	Nepal	0.59	48	Benin	0.50	82	Togo	0.38	118
Belgium	0.82	12	Peru	0.59	49	Kenya	0.50	83	Uzbekistan	0.38	119
Australia	0.82	13	St. Vincent and the Grenadines	0.58	50	Colombia	0.50	84	Bangladesh	0.37	120
Luxembourg	0.82	14	Mauritius	0.58	51	Nigeria	0.50	85	Cameroon	0.37	121
United Kingdom	0.81	15	Grenada	0.58	52	Guatemala	0.49	86	Afghanistan	0.37	122
Costa Rica	0.77	16	Croatia	0.58	53	Liberia	0.49	87	Hungary	0.37	123
Lithuania	0.76	17	United Arab Emirates	0.57	54	Ecuador	0.49	88	Congo, Rep.	0.36	124
Uruguay	0.76	18	Malawi	0.57	55	Lebanon	0.49	89	Haiti	0.36	125
Portugal	0.76	19	Malaysia	0.57	56	Suriname	0.48	90	Bolivia	0.36	126
Czechia	0.74	20	The Gambia	0.57	57	Belize	0.48	91	Serbia	0.35	127
Japan	0.73	21	India	0.57	58	Sierra Leone	0.48	92	Ethiopia	0.35	128
France	0.72	22	Hong Kong SAR, China	0.57	59	Philippines	0.47	93	Mauritania	0.33	129
Spain	0.72	23	Argentina	0.56	60	Ukraine	0.47	94	Zimbabwe	0.33	130
Italy	0.71	24	Kosovo	0.56	61	Pakistan	0.47	95	Iran, Islamic Rep.	0.32	131
Chile	0.71	25	Kuwait	0.55	62	Algeria	0.47	96	Russian Federation	0.32	132
Latvia	0.71	26	Senegal	0.55	63	North Macedonia	0.46	97	Gabon	0.32	133
Korea, Rep.	0.71	27	Tunisia	0.54	64	Zambia	0.46	98	China	0.31	134
United States	0.69	28	Guyana	0.54	65	Jordan	0.46	99	Myanmar	0.29	135
Slovak Republic	0.67	29	Poland	0.53	66	Thailand	0.45	100	Sudan	0.29	136
Greece	0.67	30	Panama	0.53	67	Bosnia and Herzegovina	0.45	101	Türkiye	0.28	137
Singapore	0.67	31	Trinidad and Tobago	0.53	68	Vietnam	0.45	102	Cambodia	0.26	138
Cyprus	0.66	32	Georgia	0.53	69	Kazakhstan	0.45	103	Belarus	0.26	139
Namibia	0.66	33	Burkina Faso	0.53	70	Mexico	0.44	104	Egypt, Arab Rep.	0.24	140
Indonesia	0.66	34	Mongolia	0.53	71	Kyrgyz Republic	0.43	105	Nicaragua	0.23	141
Ghana	0.66	35			Madagascar	0.43	106	Venezuela, RB	0.18	142	
Slovenia	0.65	36			Albania	0.43	107				
Barbados	0.64	37									

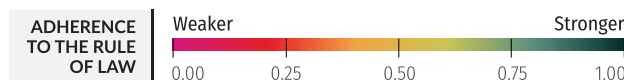


* Scores are rounded to two decimal places.

Absence of Corruption

Factor 2 measures the absence of corruption in government. The factor considers three forms of corruption: bribery, improper influence by public or private interests, and misappropriation of public funds or other resources. These three forms of corruption are examined with respect to government officers in the executive branch, the judiciary, the military, police, and the legislature. For a further breakdown of Absence of Corruption by sub-factor, please refer to page 16.

Country/ Jurisdiction	Factor Score*	Factor Rank	Country/ Jurisdiction	Factor Score*	Factor Rank	Country/ Jurisdiction	Factor Score*	Factor Rank	Country/ Jurisdiction	Factor Score*	Factor Rank
Denmark	0.96	1	Kuwait	0.66	36	Thailand	0.45	72	Iran, Islamic Rep.	0.37	107
Norway	0.94	2	Czechia	0.66	37	Belize	0.45	73	Albania	0.36	108
Singapore	0.91	3	Grenada	0.66	38	Algeria	0.45	74	Lebanon	0.36	109
Sweden	0.90	4	St. Kitts and Nevis	0.65	39	North Macedonia	0.45	75	Sierra Leone	0.36	110
Finland	0.89	5	Cyprus	0.65	40	Guyana	0.45	76	Côte d'Ivoire	0.35	111
New Zealand	0.87	6	Italy	0.65	41	Türkiye	0.44	77	Sudan	0.35	112
Netherlands	0.87	7	Costa Rica	0.64	42	Ethiopia	0.44	78	Mozambique	0.35	113
Luxembourg	0.85	8	The Bahamas	0.64	43	Angola	0.44	79	El Salvador	0.35	114
Hong Kong SAR, China	0.83	9	St. Lucia	0.64	44	Suriname	0.43	80	Guatemala	0.34	115
Canada	0.83	10	Antigua and Barbuda	0.62	45	Brazil	0.43	81	Peru	0.33	116
United Kingdom	0.83	11	Dominica	0.60	46	Togo	0.43	82	Bangladesh	0.33	117
Germany	0.82	12	Jordan	0.58	47	Philippines	0.43	83	Ukraine	0.33	118
Japan	0.82	13	Mauritius	0.58	48	Burkina Faso	0.43	84	Honduras	0.32	119
Ireland	0.82	14	Botswana	0.57	49	Myanmar	0.42	85	Zimbabwe	0.32	120
Australia	0.81	15	Croatia	0.57	50	Mongolia	0.42	86	Nigeria	0.32	121
Estonia	0.81	16	Malaysia	0.57	51	Bosnia and Herzegovina	0.42	87	Mali	0.31	122
Austria	0.80	17	Romania	0.56	52	Morocco	0.42	88	Pakistan	0.31	123
Belgium	0.79	18	Greece	0.56	53	Vietnam	0.42	89	Liberia	0.30	124
United Arab Emirates	0.78	19	Senegal	0.55	54	Malawi	0.42	90	Afghanistan	0.30	125
France	0.75	20	Jamaica	0.53	55	Serbia	0.42	91	Congo, Rep.	0.30	126
Uruguay	0.73	21	Slovak Republic	0.53	56	Russian Federation	0.41	92	Nicaragua	0.30	127
United States	0.73	22	China	0.53	57	Tanzania	0.41	93	Mauritania	0.29	128
Spain	0.73	23	Namibia	0.52	58	Nepal	0.40	94	Guinea	0.29	129
Lithuania	0.72	24	Hungary	0.50	59	Indonesia	0.40	95	Kyrgyz Republic	0.29	130
Poland	0.72	25	Belarus	0.49	60	India	0.40	96	Paraguay	0.29	131
Portugal	0.71	26	Trinidad and Tobago	0.49	61	Benin	0.40	97	Venezuela, RB	0.28	132
Barbados	0.70	27	Montenegro	0.48	62	Panama	0.40	98	Kenya	0.27	133
Chile	0.69	28	Kazakhstan	0.48	63	Dominican Republic	0.39	99	Madagascar	0.27	134
St. Vincent and the Grenadines	0.68	29	Kosovo	0.48	64	Niger	0.39	100	Uganda	0.26	135
Latvia	0.68	30	Sri Lanka	0.47	65	Ghana	0.39	101	Mexico	0.26	136
Malta	0.68	31	Uzbekistan	0.47	66	Egypt, Arab Rep.	0.38	102	Bolivia	0.25	137
Rwanda	0.68	32	The Gambia	0.47	67	Colombia	0.38	103	Cameroon	0.24	138
Georgia	0.68	33	Tunisia	0.47	68	Zambia	0.38	104	Gabon	0.24	139
Korea, Rep.	0.67	34	South Africa	0.47	69	Ecuador	0.38	105	Haiti	0.24	140
Slovenia	0.67	35	Argentina	0.46	70	Moldova	0.38	106	Cambodia	0.23	141
			Bulgaria	0.45	71				Congo, Dem. Rep.	0.17	142

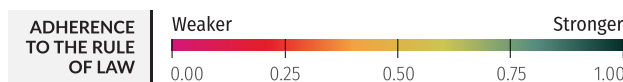


* Scores are rounded to two decimal places.

Open Government

Factor 3 measures the openness of government defined by the extent to which a government shares information, empowers people with tools to hold the government accountable, and fosters citizen participation in public policy deliberations. This factor measures whether basic laws and information on legal rights are publicized and evaluates the quality of information published by the government. For a further breakdown of Open Government by sub-factor, please refer to page 17.

Country/ Jurisdiction	Factor Score*	Factor Rank	Country/ Jurisdiction	Factor Score*	Factor Rank	Country/ Jurisdiction	Factor Score*	Factor Rank	Country/ Jurisdiction	Factor Score*	Factor Rank
Norway	0.88	1	Croatia	0.61	37	Kenya	0.50	71	Türkiye	0.40	107
Denmark	0.86	2	Argentina	0.61	38	St. Lucia	0.50	72	China	0.40	108
Finland	0.86	3	Greece	0.61	39	Dominica	0.49	73	Jordan	0.39	109
Sweden	0.84	4	Cyprus	0.60	40	Mongolia	0.49	74	Zambia	0.39	110
Netherlands	0.83	5	Brazil	0.59	41	Tunisia	0.48	75	Angola	0.39	111
New Zealand	0.82	6	India	0.59	42	The Bahamas	0.48	76	Uganda	0.39	112
Luxembourg	0.82	7	Georgia	0.59	43	Thailand	0.48	77	Tanzania	0.39	113
Australia	0.81	8	Poland	0.58	44	Burkina Faso	0.48	78	Sierra Leone	0.39	114
Estonia	0.81	9	Mexico	0.58	45	Philippines	0.47	79	Suriname	0.38	115
Canada	0.80	10	Namibia	0.58	46	Albania	0.47	80	The Gambia	0.38	116
Ireland	0.79	11	Kosovo	0.58	47	Botswana	0.47	81	Benin	0.38	117
United Kingdom	0.79	12	Bulgaria	0.57	48	El Salvador	0.47	82	Gabon	0.37	118
Germany	0.79	13	Moldova	0.57	49	Bosnia and Herzegovina	0.47	83	Uzbekistan	0.37	119
Belgium	0.76	14	Jamaica	0.57	50	Kazakhstan	0.47	84	Niger	0.37	120
United States	0.76	15	Rwanda	0.57	51	Liberia	0.46	85	Guinea	0.37	121
France	0.75	16	Paraguay	0.56	52	Malawi	0.46	86	Mozambique	0.36	122
Lithuania	0.75	17	Panama	0.56	53	Grenada	0.46	87	Algeria	0.36	123
Uruguay	0.73	18	Indonesia	0.55	54	Mali	0.45	88	Côte d'Ivoire	0.36	124
Latvia	0.72	19	Ukraine	0.55	55	Russian Federation	0.45	89	Afghanistan	0.35	125
Korea, Rep.	0.72	20	Dominican Republic	0.55	56	Serbia	0.45	90	Haiti	0.35	126
Japan	0.70	21	Barbados	0.55	57	Madagascar	0.45	91	Sudan	0.35	127
Spain	0.70	22	Peru	0.54	58	Honduras	0.45	92	Congo, Dem. Rep.	0.34	128
Chile	0.70	23	Montenegro	0.53	59	Guyana	0.45	93	United Arab Emirates	0.34	129
Costa Rica	0.70	24	Trinidad and Tobago	0.53	60	St. Kitts and Nevis	0.45	94	Zimbabwe	0.33	130
Austria	0.70	25	Mauritius	0.53	61	Hungary	0.45	95	Congo, Rep.	0.33	131
Hong Kong SAR, China	0.69	26	Antigua and Barbuda	0.52	62	Vietnam	0.45	96	Cameroon	0.33	132
Slovak Republic	0.69	27	Ecuador	0.52	63	Belize	0.44	97	Nicaragua	0.32	133
Czechia	0.69	28	Guatemala	0.52	64	Senegal	0.44	98	Togo	0.32	134
Slovenia	0.66	29	Nepal	0.52	65	Lebanon	0.44	99	Belarus	0.31	135
Portugal	0.64	30	St. Vincent and the Grenadines	0.51	66	Bolivia	0.44	100	Ethiopia	0.31	136
Malta	0.64	31	Sri Lanka	0.51	67	Morocco	0.43	101	Myanmar	0.30	137
Italy	0.63	32	Ghana	0.51	68	Kuwait	0.43	102	Mauritania	0.28	138
Romania	0.63	33	Kyrgyz Republic	0.50	69	Malaysia	0.42	103	Venezuela, RB	0.28	139
South Africa	0.62	34	North Macedonia	0.50	70	Nigeria	0.42	104	Iran, Islamic Rep.	0.27	140
Singapore	0.61	35				Pakistan	0.41	105	Cambodia	0.24	141
Colombia	0.61	36				Bangladesh	0.40	106	Egypt, Arab Rep.	0.23	142

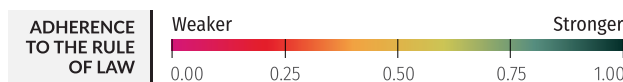


* Scores are rounded to two decimal places.

Fundamental Rights

Factor 4 recognizes that a system of positive law that fails to respect core human rights established under international law is at best “rule by law,” and does not deserve to be called a rule of law system. Since there are many other indices that address human rights, and because it would be impossible for the Index to assess adherence to the full range of rights, this factor focuses on a relatively modest menu of rights that are firmly established under the United Nations Universal Declaration of Human Rights and are most closely related to rule of law concerns. For a further breakdown of Fundamental Rights by sub-factor, please refer to page 17.

Country/ Jurisdiction	Factor Score*	Factor Rank	Country/ Jurisdiction	Factor Score*	Factor Rank	Country/ Jurisdiction	Factor Score*	Factor Rank	Country/ Jurisdiction	Factor Score*	Factor Rank
Denmark	0.92	1	Croatia	0.68	37	Serbia	0.55	72	Uzbekistan	0.45	109
Norway	0.91	2	United States	0.68	38	Burkina Faso	0.53	73	Vietnam	0.45	110
Finland	0.90	3	Romania	0.67	39	Guatemala	0.53	74	Bolivia	0.44	111
Sweden	0.87	4	Singapore	0.67	40	Ecuador	0.53	75	Tanzania	0.44	112
Germany	0.86	5	Montenegro	0.67	41	Rwanda	0.52	76	Algeria	0.43	113
Luxembourg	0.85	6	St. Lucia	0.66	42	Belize	0.52	77	Morocco	0.43	114
Belgium	0.84	7	Namibia	0.66	43	Benin	0.52	78	Gabon	0.43	115
Austria	0.84	8	Greece	0.65	44	The Gambia	0.52	79	Nigeria	0.42	116
Netherlands	0.84	9	Mauritius	0.64	45	Nepal	0.52	80	Haiti	0.42	117
Estonia	0.83	10	Jamaica	0.64	46	Suriname	0.51	81	Congo, Dem. Rep.	0.41	118
Ireland	0.82	11	The Bahamas	0.64	47	Liberia	0.51	82	Zambia	0.40	119
New Zealand	0.82	12	South Africa	0.63	48	Paraguay	0.51	83	Philippines	0.40	120
Canada	0.81	13	Panama	0.62	49	Tunisia	0.51	84	Congo, Rep.	0.40	121
Uruguay	0.80	14	Grenada	0.62	50	Indonesia	0.50	85	Mozambique	0.39	122
United Kingdom	0.80	15	Georgia	0.62	51	Sri Lanka	0.50	86	Mauritania	0.38	123
Costa Rica	0.79	16	Dominica	0.62	52	Mali	0.50	87	Russian Federation	0.38	124
Spain	0.79	17	Bulgaria	0.61	53	Guinea	0.50	88	Pakistan	0.38	125
Lithuania	0.78	18	Poland	0.61	54	Colombia	0.49	89	Angola	0.37	126
Japan	0.78	19	Kosovo	0.61	55	Malaysia	0.49	90	Cameroon	0.36	127
Czechia	0.78	20	North Macedonia	0.60	56	Brazil	0.49	91	Belarus	0.36	128
Australia	0.78	21	Peru	0.60	57	Sierra Leone	0.48	92	Uganda	0.35	129
Latvia	0.77	22	Hong Kong SAR, China	0.60	58	Mexico	0.48	93	Zimbabwe	0.34	130
Portugal	0.76	23	Ukraine	0.59	59	Kenya	0.47	94	Cambodia	0.33	131
Slovenia	0.75	24	Senegal	0.59	60	Niger	0.47	95	Sudan	0.33	132
Korea, Rep.	0.75	25	Trinidad and Tobago	0.59	61	Kyrgyz Republic	0.46	96	Türkiye	0.30	133
Malta	0.74	26	Botswana	0.59	62	Lebanon	0.46	97	Venezuela, RB	0.30	134
France	0.74	27	Moldova	0.59	63	Madagascar	0.46	98	Ethiopia	0.30	135
Barbados	0.73	28	Bosnia and Herzegovina	0.58	64	India	0.46	99	Nicaragua	0.30	136
Slovak Republic	0.73	29	Malawi	0.58	65	Kazakhstan	0.46	100	Bangladesh	0.29	137
Italy	0.73	30	Ghana	0.58	66	Thailand	0.46	101	Afghanistan	0.28	138
Chile	0.72	31	Dominican Republic	0.58	67	El Salvador	0.46	102	China	0.25	139
Cyprus	0.72	32	Albania	0.57	68	Jordan	0.46	103	Egypt, Arab Rep.	0.24	140
Antigua and Barbuda	0.71	33	Mongolia	0.56	69	Togo	0.46	104	Myanmar	0.20	141
St. Vincent and the Grenadines	0.70	34	Guyana	0.56	70	Côte d'Ivoire	0.45	105	Iran, Islamic Rep.	0.20	142
Argentina	0.69	35	Hungary	0.55	71	Honduras	0.45	106			
St. Kitts and Nevis	0.69	36				Kuwait	0.45	107			
						United Arab Emirates	0.45	108			

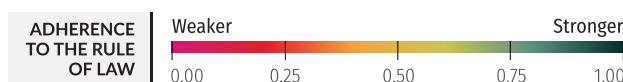


* Scores are rounded to two decimal places.

Order and Security

Factor 5 measures how well a society ensures the security of persons and property. Security is one of the defining aspects of any rule of law society and is a fundamental function of the state. It is also a precondition for the realization of the rights and freedoms that the rule of law seeks to advance. For a further breakdown of Order and Security by sub-factor, please refer to page 18.

Country/ Jurisdiction	Factor Score*	Factor Rank	Country/ Jurisdiction	Factor Score*	Factor Rank	Country/ Jurisdiction	Factor Score*	Factor Rank	Country/ Jurisdiction	Factor Score*	Factor Rank
Luxembourg	0.95	1	Belgium	0.82	37	Tunisia	0.72	71	Bangladesh	0.63	108
Ireland	0.95	2	Cyprus	0.81	38	Botswana	0.72	72	Iran, Islamic Rep.	0.63	109
Singapore	0.93	3	China	0.81	39	Greece	0.72	73	Gabon	0.63	110
Denmark	0.93	4	Moldova	0.81	40	Guinea	0.72	74	Guyana	0.63	111
Norway	0.93	5	Belarus	0.81	41	Türkiye	0.72	75	Egypt, Arab Rep.	0.62	112
Hong Kong SAR, China	0.93	6	Barbados	0.80	42	Ghana	0.71	76	Niger	0.62	113
Sweden	0.92	7	North Macedonia	0.80	43	Belize	0.71	77	Jamaica	0.62	114
Japan	0.92	8	Kazakhstan	0.80	44	Uruguay	0.71	78	Peru	0.62	115
Finland	0.92	9	Grenada	0.80	45	Indonesia	0.71	79	Argentina	0.61	116
United Arab Emirates	0.91	10	France	0.79	46	Madagascar	0.71	80	Congo, Rep.	0.61	117
Malta	0.91	11	Georgia	0.79	47	Paraguay	0.70	81	Ukraine	0.61	118
Austria	0.91	12	Antigua and Barbuda	0.79	48	Senegal	0.70	82	South Africa	0.60	119
Slovak Republic	0.90	13	Portugal	0.78	49	Tanzania	0.70	83	Brazil	0.60	120
Hungary	0.90	14	Malaysia	0.78	50	Panama	0.70	84	Liberia	0.60	121
Canada	0.90	15	Vietnam	0.78	51	Costa Rica	0.70	85	Bolivia	0.59	122
Estonia	0.90	16	Bulgaria	0.78	52	Togo	0.70	86	Ecuador	0.59	123
Uzbekistan	0.90	17	Albania	0.78	53	The Gambia	0.70	87	Guatemala	0.59	124
Slovenia	0.89	18	St. Kitts and Nevis	0.78	54	Nicaragua	0.70	88	Myanmar	0.58	125
Czechia	0.89	19	Bosnia and Herzegovina	0.77	55	Morocco	0.69	89	Kenya	0.58	126
Lithuania	0.89	20	Jordan	0.76	56	Zambia	0.69	90	Angola	0.57	127
Germany	0.89	21	Serbia	0.76	57	Sri Lanka	0.68	91	Uganda	0.57	128
New Zealand	0.88	22	Mongolia	0.76	58	Malawi	0.68	92	Colombia	0.56	129
Australia	0.87	23	St. Vincent and the Grenadines	0.76	59	Lebanon	0.68	93	Sudan	0.56	130
Kuwait	0.87	24	Mauritius	0.75	60	Philippines	0.67	94	Ethiopia	0.53	131
Latvia	0.86	25	Algeria	0.75	61	Zimbabwe	0.67	95	Venezuela, RB	0.51	132
Poland	0.86	26	Italy	0.75	62	Chile	0.67	96	Mexico	0.50	133
Rwanda	0.85	27	Namibia	0.75	63	Côte d'Ivoire	0.67	97	Cameroon	0.48	134
Netherlands	0.85	28	Benin	0.74	64	Sierra Leone	0.67	98	Haiti	0.48	135
Korea, Rep.	0.84	29	Thailand	0.74	65	Cambodia	0.66	99	Congo, Dem. Rep.	0.45	136
United Kingdom	0.84	30	The Bahamas	0.73	66	El Salvador	0.66	100	Burkina Faso	0.43	137
Croatia	0.84	31	St. Lucia	0.73	67	Russian Federation	0.66	101	Mozambique	0.43	138
Kosovo	0.83	32	Kyrgyz Republic	0.73	68	Trinidad and Tobago	0.65	102	Nigeria	0.37	139
United States	0.83	33	Dominica	0.73	69	Suriname	0.65	103	Mali	0.37	140
Romania	0.83	34	Nepal	0.73	70	Mauritania	0.65	104	Pakistan	0.33	141
Spain	0.83	35			India	0.64	105	Afghanistan	0.30	142	
Montenegro	0.82	36			Dominican Republic	0.64	106				
					Honduras	0.64	107				

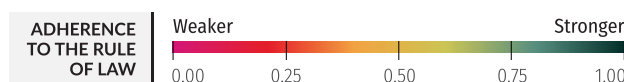


* Scores are rounded to two decimal places.

Regulatory Enforcement

Factor 6 measures the extent to which regulations are fairly and effectively implemented and enforced. Regulations, both legal and administrative, structure behaviors within and outside of the government. This factor does not assess which activities a government chooses to regulate, nor does it consider how much regulation of a particular activity is appropriate. Rather, it examines how regulations are implemented and enforced. For a further breakdown of Regulatory Enforcement by sub-factor, please refer to page 18.

Country/ Jurisdiction	Factor Score*	Factor Rank	Country/ Jurisdiction	Factor Score*	Factor Rank	Country/ Jurisdiction	Factor Score*	Factor Rank	Country/ Jurisdiction	Factor Score*	Factor Rank
Denmark	0.88	1	Slovak Republic	0.62	37	Bosnia and Herzegovina	0.49	71	Lebanon	0.44	107
Norway	0.88	2	Antigua and Barbuda	0.62	38	Trinidad and Tobago	0.49	72	Ukraine	0.43	108
Finland	0.87	3	St. Kitts and Nevis	0.62	39	Nepal	0.49	73	Angola	0.43	109
Luxembourg	0.87	4	St. Lucia	0.61	40	China	0.49	74	Congo, Rep.	0.43	110
Singapore	0.86	5	Rwanda	0.60	41	Sri Lanka	0.48	75	Uganda	0.43	111
Netherlands	0.85	6	Portugal	0.60	42	Brazil	0.48	76	Albania	0.43	112
New Zealand	0.84	7	Malta	0.59	43	El Salvador	0.48	77	Zambia	0.43	113
Germany	0.84	8	Romania	0.59	44	Benin	0.48	78	Dominican Republic	0.42	114
Sweden	0.83	9	Botswana	0.58	45	Mongolia	0.48	79	Myanmar	0.42	115
Ireland	0.82	10	Namibia	0.58	46	Kosovo	0.48	80	Türkiye	0.42	116
Australia	0.82	11	Georgia	0.58	47	Peru	0.48	81	Kyrgyz Republic	0.41	117
Canada	0.81	12	Indonesia	0.57	48	Montenegro	0.48	82	Belize	0.41	118
Estonia	0.81	13	Senegal	0.56	49	India	0.48	83	Nigeria	0.41	119
Austria	0.80	14	Croatia	0.56	50	Philippines	0.47	84	Mozambique	0.41	120
Japan	0.80	15	Greece	0.55	51	Niger	0.47	85	Cameroon	0.40	121
Belgium	0.79	16	Jamaica	0.55	52	Guyana	0.47	86	Guatemala	0.40	122
Hong Kong SAR, China	0.79	17	Grenada	0.55	53	Mali	0.47	87	Liberia	0.40	123
United Kingdom	0.79	18	Jordan	0.55	54	Ecuador	0.47	88	Honduras	0.39	124
Lithuania	0.76	19	Malaysia	0.55	55	Burkina Faso	0.46	89	Bolivia	0.39	125
France	0.75	20	St. Vincent and the Grenadines	0.53	56	Malawi	0.46	90	Bangladesh	0.38	126
Korea, Rep.	0.74	21	Ghana	0.53	57	Paraguay	0.46	91	Madagascar	0.38	127
United States	0.72	22	Dominica	0.53	58	Russian Federation	0.46	92	Pakistan	0.38	128
Czechia	0.71	23	Bulgaria	0.53	59	Gabon	0.46	93	The Gambia	0.37	129
Latvia	0.71	24	South Africa	0.52	60	North Macedonia	0.46	94	Sierra Leone	0.37	130
Uruguay	0.71	25	Kazakhstan	0.52	61	Suriname	0.46	95	Guinea	0.37	131
United Arab Emirates	0.70	26	Côte d'Ivoire	0.52	62	Moldova	0.46	96	Ethiopia	0.36	132
Spain	0.69	27	Colombia	0.52	63	Serbia	0.46	97	Egypt, Arab Rep.	0.36	133
Costa Rica	0.68	28	The Bahamas	0.51	64	Hungary	0.45	98	Nicaragua	0.36	134
Cyprus	0.66	29	Togo	0.51	65	Uzbekistan	0.45	99	Zimbabwe	0.35	135
Kuwait	0.66	30	Morocco	0.50	66	Kenya	0.45	100	Afghanistan	0.35	136
Slovenia	0.65	31	Tunisia	0.50	67	Tanzania	0.44	101	Congo, Dem. Rep.	0.34	137
Chile	0.64	32	Panama	0.49	68	Mexico	0.44	102	Sudan	0.33	138
Italy	0.64	33	Argentina	0.49	69	Thailand	0.44	103	Mauritania	0.28	139
Poland	0.63	34	Algeria	0.49	70	Vietnam	0.44	104	Haiti	0.28	140
Mauritius	0.62	35			Belarus	0.44	105	Cambodia	0.26	141	
Barbados	0.62	36			Iran, Islamic Rep.	0.44	106	Venezuela, RB	0.19	142	

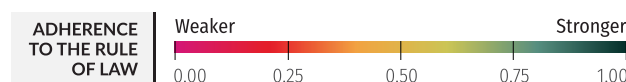


* Scores are rounded to two decimal places.

Civil Justice

Factor 7 measures whether ordinary people can resolve their grievances peacefully and effectively through the civil justice system. It measures whether civil justice systems are accessible and affordable as well as free of discrimination, corruption, and improper influence by public officials. It examines whether court proceedings are conducted without unreasonable delays and whether decisions are enforced effectively. It also measures the accessibility, impartiality, and effectiveness of alternative dispute resolution mechanisms. For a further breakdown of Civil Justice by sub-factor, please refer to page 18.

Country/ Jurisdiction	Factor Score*	Factor Rank	Country/ Jurisdiction	Factor Score*	Factor Rank	Country/ Jurisdiction	Factor Score*	Factor Rank	Country/ Jurisdiction	Factor Score*	Factor Rank
Norway	0.86	1	Romania	0.63	35	Morocco	0.52	72	Nepal	0.44	107
Denmark	0.86	2	Kazakhstan	0.63	36	China	0.52	73	Angola	0.44	108
Netherlands	0.84	3	Barbados	0.63	37	Uzbekistan	0.52	74	Sri Lanka	0.43	109
Germany	0.83	4	United States	0.62	38	North Macedonia	0.52	75	Dominican Republic	0.43	110
Sweden	0.82	5	Namibia	0.62	39	Iran, Islamic Rep.	0.51	76	India	0.43	111
Finland	0.81	6	Cyprus	0.62	40	Côte d'Ivoire	0.51	77	Benin	0.43	112
Estonia	0.81	7	Chile	0.62	41	Russian Federation	0.51	78	Madagascar	0.43	113
Lithuania	0.79	8	Malaysia	0.62	42	Moldova	0.50	79	Sierra Leone	0.43	114
Singapore	0.79	9	Grenada	0.61	43	Kosovo	0.50	80	Uganda	0.42	115
Luxembourg	0.78	10	Jordan	0.61	44	Tunisia	0.49	81	Mozambique	0.42	116
New Zealand	0.78	11	Poland	0.61	45	El Salvador	0.49	82	Paraguay	0.42	117
Japan	0.76	12	Botswana	0.61	46	The Gambia	0.49	83	Ethiopia	0.42	118
Korea, Rep.	0.75	13	Costa Rica	0.61	47	Brazil	0.49	84	Türkiye	0.41	119
Australia	0.75	14	Malta	0.60	48	Kenya	0.49	85	Mali	0.41	120
Belgium	0.74	15	South Africa	0.59	49	Suriname	0.49	86	Peru	0.41	121
Austria	0.74	16	Greece	0.58	50	Thailand	0.49	87	Cameroon	0.40	122
Ireland	0.73	17	Italy	0.58	51	Togo	0.48	88	Honduras	0.40	123
Uruguay	0.72	18	Kuwait	0.58	52	Kyrgyz Republic	0.48	89	Lebanon	0.40	124
United Kingdom	0.71	19	The Bahamas	0.57	53	Tanzania	0.47	90	Liberia	0.40	125
Hong Kong SAR, China	0.71	20	Ghana	0.57	54	Colombia	0.47	91	Mauritania	0.40	126
Czechia	0.69	21	Dominica	0.57	55	Serbia	0.47	92	Gabon	0.40	127
France	0.69	22	Malawi	0.56	56	Indonesia	0.47	93	Guinea	0.39	128
Latvia	0.69	23	Senegal	0.56	57	Zimbabwe	0.46	94	Pakistan	0.38	129
Canada	0.69	24	Croatia	0.56	58	Panama	0.46	95	Egypt, Arab Rep.	0.38	130
St. Kitts and Nevis	0.68	25	Trinidad and Tobago	0.56	59	Ecuador	0.46	96	Mexico	0.37	131
Antigua and Barbuda	0.68	26	Belarus	0.56	60	Bosnia and Herzegovina	0.46	97	Congo, Dem. Rep.	0.36	132
Slovenia	0.67	27	Jamaica	0.56	61	Zambia	0.46	98	Bangladesh	0.36	133
United Arab Emirates	0.66	28	Algeria	0.55	62	Niger	0.46	99	Sudan	0.36	134
St. Lucia	0.65	29	Argentina	0.55	63	Nigeria	0.46	100	Haiti	0.35	135
Spain	0.65	30	Slovak Republic	0.55	64	Burkina Faso	0.45	101	Guatemala	0.33	136
Rwanda	0.65	31	Bulgaria	0.54	65	Albania	0.45	102	Afghanistan	0.33	137
Portugal	0.65	32	Mongolia	0.54	66	Philippines	0.45	103	Myanmar	0.32	138
St. Vincent and the Grenadines	0.64	33	Montenegro	0.54	67	Vietnam	0.45	104	Nicaragua	0.32	139
Mauritius	0.63	34	Georgia	0.53	68	Hungary	0.45	105	Bolivia	0.31	140
			Ukraine	0.53	69	Congo, Rep.	0.44	106	Venezuela, RB	0.26	141
			Belize	0.52	70				Cambodia	0.25	142
			Guyana	0.52	71						

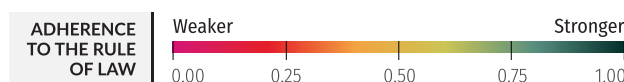


* Scores are rounded to two decimal places.

Criminal Justice

Factor 8 evaluates a country's criminal justice system. An effective criminal justice system is a key aspect of the rule of law, as it constitutes the conventional mechanism to redress grievances and bring action against individuals for offenses against society. An assessment of the delivery of criminal justice should take into consideration the entire system, including the police, lawyers, prosecutors, judges, and prison officers. For a further breakdown of Criminal Justice by sub-factor, please refer to page 19.

Country/ Jurisdiction	Factor Score*	Factor Rank	Country/ Jurisdiction	Factor Score*	Factor Rank	Country/ Jurisdiction	Factor Score*	Factor Rank	Country/ Jurisdiction	Factor Score*	Factor Rank
Finland	0.84	1	Slovak Republic	0.58	35	North Macedonia	0.44	72	Ecuador	0.33	109
Denmark	0.83	2	Costa Rica	0.58	36	Malawi	0.44	73	Iran, Islamic Rep.	0.33	110
Norway	0.83	3	Poland	0.58	37	China	0.43	74	Egypt, Arab Rep.	0.33	111
Sweden	0.79	4	Uruguay	0.58	38	Benin	0.43	75	Peru	0.33	112
Austria	0.79	5	Jordan	0.57	39	Thailand	0.41	76	Liberia	0.33	113
Germany	0.78	6	Slovenia	0.56	40	Tunisia	0.41	77	Brazil	0.32	114
Singapore	0.77	7	Portugal	0.56	41	Moldova	0.41	78	Colombia	0.32	115
Japan	0.76	8	Rwanda	0.56	42	Algeria	0.41	79	Kyrgyz Republic	0.32	116
Estonia	0.75	9	Malaysia	0.56	43	Sri Lanka	0.41	80	Madagascar	0.32	117
Netherlands	0.74	10	Dominica	0.56	44	Guyana	0.40	81	Madagascar	0.32	117
New Zealand	0.73	11	Namibia	0.55	45	The Gambia	0.40	82	Lebanon	0.32	118
Canada	0.73	12	St. Lucia	0.54	46	Indonesia	0.40	83	Uganda	0.32	119
Luxembourg	0.73	13	Mauritius	0.54	47	Zambia	0.40	84	Philippines	0.31	120
Australia	0.73	14	Chile	0.54	48	Belize	0.39	85	Trinidad and Tobago	0.31	121
Ireland	0.72	15	Grenada	0.54	49	Nigeria	0.39	86	Mozambique	0.31	122
Korea, Rep.	0.71	16	Antigua and Barbuda	0.53	50	Argentina	0.39	87	Bangladesh	0.30	123
Belgium	0.71	17	Suriname	0.53	51	Kenya	0.39	88	Guatemala	0.30	124
United Kingdom	0.70	18	Romania	0.52	52	Belarus	0.39	89	Guinea	0.29	125
Czechia	0.70	19	Georgia	0.52	53	Serbia	0.39	90	Gabon	0.29	126
Hong Kong SAR, China	0.69	20	Croatia	0.51	54	Albania	0.38	91	Russian Federation	0.29	127
Lithuania	0.69	21	South Africa	0.50	55	Dominican Republic	0.38	92	Congo, Dem. Rep.	0.28	128
Latvia	0.68	22	Greece	0.50	56	India	0.37	93	Mali	0.28	129
Cyprus	0.68	23	Jamaica	0.49	57	Tanzania	0.37	94	Mauritania	0.27	130
United Arab Emirates	0.68	24	Mongolia	0.48	58	Morocco	0.37	95	Paraguay	0.26	131
Spain	0.66	25	Burkina Faso	0.48	59	Togo	0.36	96	Mexico	0.26	132
Italy	0.64	26	Montenegro	0.47	60	Ukraine	0.36	97	Honduras	0.26	133
Malta	0.63	27	Kazakhstan	0.47	61	Zimbabwe	0.36	98	Cambodia	0.26	134
France	0.63	28	Kuwait	0.47	62	Pakistan	0.36	99	Afghanistan	0.25	135
United States	0.60	29	Bosnia and Herzegovina	0.47	63	Côte d'Ivoire	0.36	100	Myanmar	0.25	136
St. Vincent and the Grenadines	0.60	30	Senegal	0.47	64	Angola	0.35	101	Nicaragua	0.25	137
St. Kitts and Nevis	0.59	31	Kosovo	0.46	65	Niger	0.35	102	Haiti	0.25	138
Botswana	0.59	32	Vietnam	0.46	66	Sierra Leone	0.35	103	El Salvador	0.25	139
The Bahamas	0.58	33	Hungary	0.45	67	Ethiopia	0.35	104	Cameroon	0.24	140
Barbados	0.58	34	Nepal	0.45	68	Sudan	0.34	105	Bolivia	0.21	141
			Ghana	0.45	69	Panama	0.34	106	Venezuela, RB	0.12	142
			Bulgaria	0.44	70	Türkiye	0.34	107			
			Uzbekistan	0.44	71	Congo, Rep.	0.34	108			



* Scores are rounded to two decimal places.



SECTION 3

Country Profiles

“The Law of Nations, however, is common to the entire human race, for all nations have established for themselves certain regulations exacted by custom and human necessity.”

Corpus Juris Civilis (6th Century CE)



- 38** How to Read the Country Profiles
- 39** Country Profiles


How to Read the Country Profiles

This section presents profiles for the 142 countries and jurisdictions included in the *WJP Rule of Law Index® 2023* report. Each profile presents the featured country's scores for each of the *WJP Rule of Law Index's* factors and sub-factors and draws comparisons between the scores of the featured country and the scores of other indexed countries in the same regional and income groups.

The scores range from 0 to 1, where 1 signifies the highest possible score (strong adherence to rule of law) and 0 signifies the lowest possible score (weak adherence to rule of law). The country profiles consist of four sections, outlined below.

Displays the country's overall rule of law score; its overall global, income, and regional ranks; and its change in score and rank from the 2022 edition of the Index.

Section 1



Section 2

Displays the featured country's individual factor scores, along with its global, regional, and income group rankings. The global, regional, and income rankings are distributed across three tiers – high, medium, and low – as indicated by the color of the box where the score is found.

Section 4

Presents the individual sub-factor scores underlying each of the factors listed in Section 3 of the country profile.

Each of the 44 sub-factors is represented by a gray line drawn from the center to the periphery of the circle. The center of the circle corresponds to the worst possible score for each sub-factor (0), and the outer edge of the circle marks the best possible score for each sub-factor (1).

The featured country's scores for 2023 are represented by the purple line. The featured country's scores for 2022 are represented by the gray line.

Section 3

Displays the country's disaggregated scores for each of the sub-factors that compose the *WJP Rule of Law Index*.

The featured country's score is represented by the purple bar and labeled at the end of the bar. The average score of the country's region is represented by the orange line. The average score of the country's income group is represented by the green line.

Afghanistan

Region: South Asia
Income Group: Low

The scores range from 0 to 1, where 1 signifies the highest possible score and 0 signifies the lowest possible score.

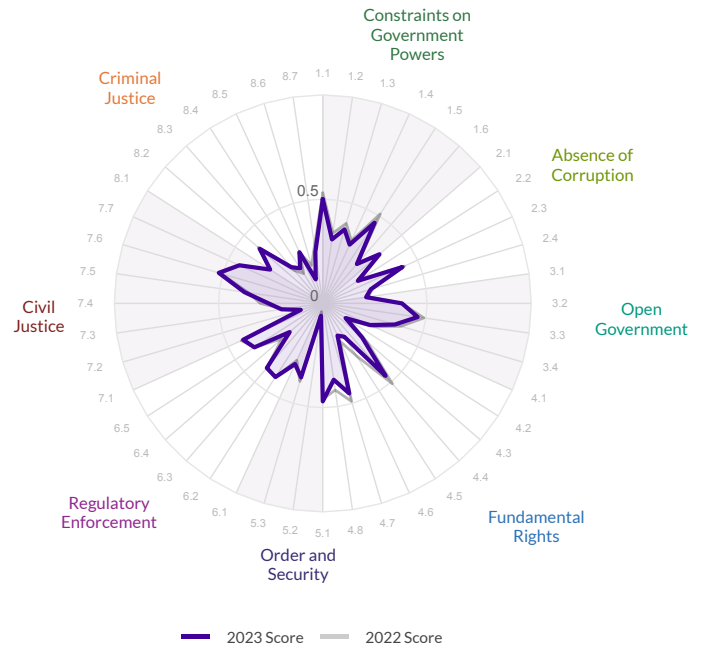
Overall Score	Regional Rank	Income Rank	Global Rank
0.32	6/6	18/18	140/142

Score Change	Rank Change
-0.01 ▾	0

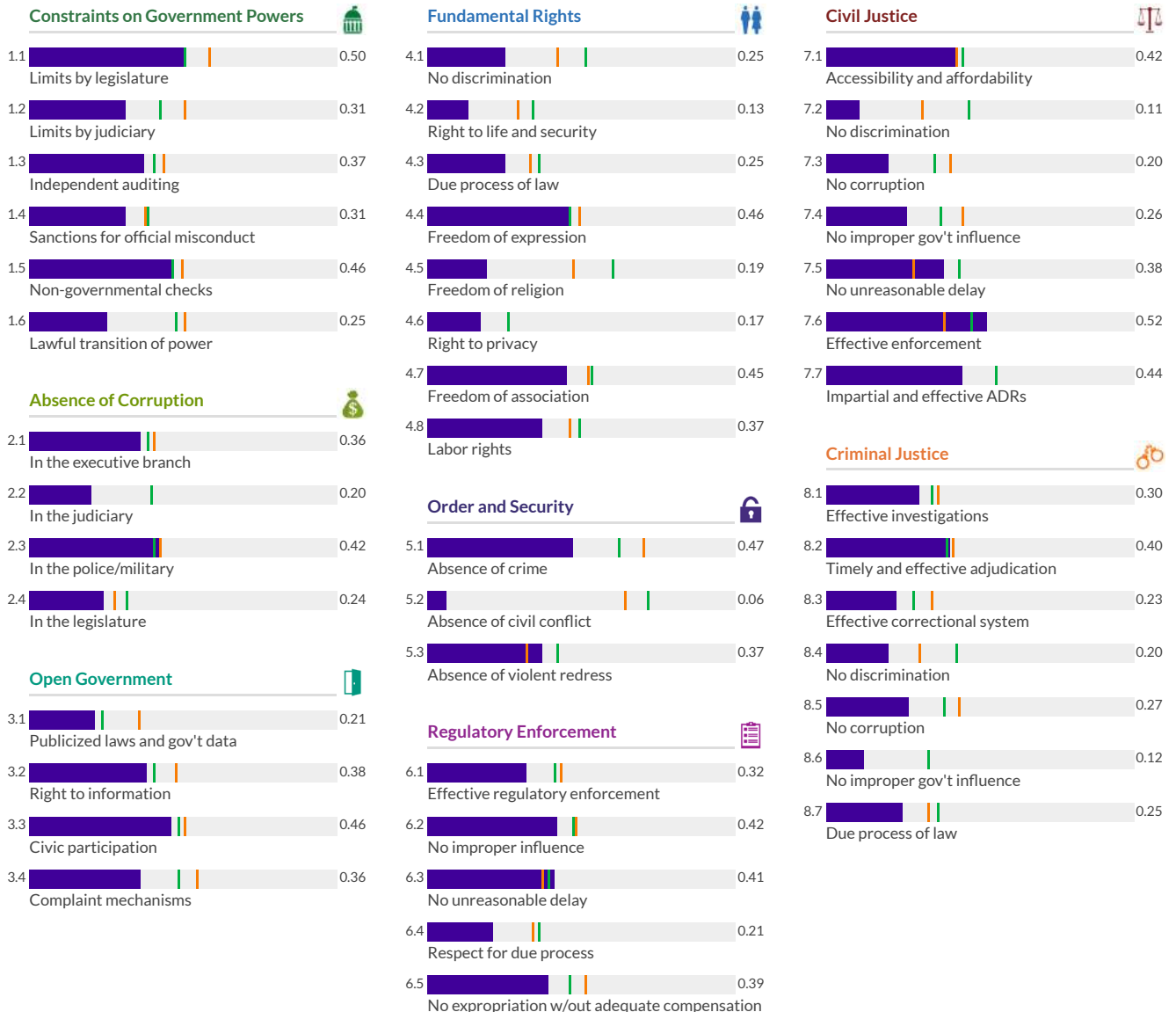
	Factor Score	Score Change	Regional Rank	Income Rank	Global Rank
Constraints on Government Powers	0.37	-0.03*	6/6	16/18	122/142
Absence of Corruption	0.30	0.00	6/6	14/18	125/142
Open Government	0.35	-0.02	6/6	14/18	125/142
Fundamental Rights	0.28	-0.04*	6/6	18/18	138/142
Order and Security	0.30	0.00	6/6	18/18	142/142
Regulatory Enforcement	0.35	-0.01	6/6	16/18	136/142
Civil Justice	0.33	-0.01	6/6	18/18	137/142
Criminal Justice	0.25	-0.01	6/6	18/18	135/142

* Indicates statistically significant change at the 10 percent level

Low Medium High



Afghanistan South Asia Low



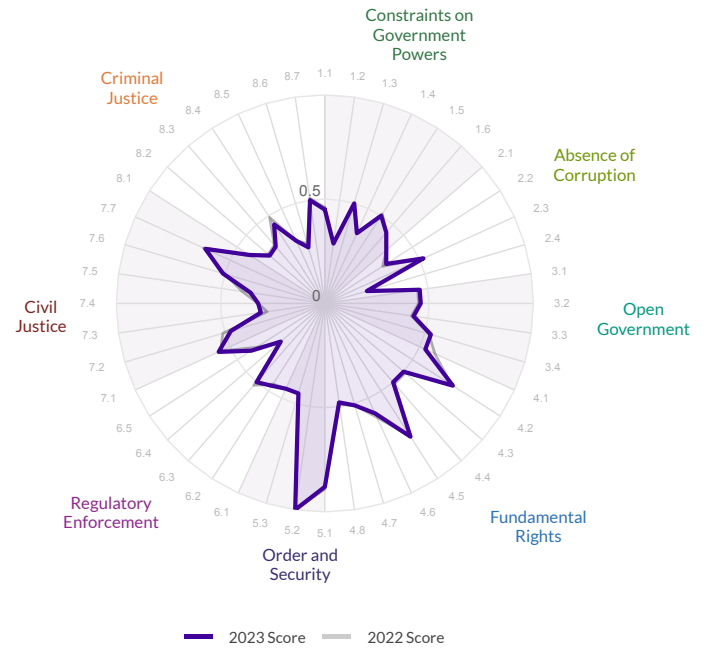
Albania

Region: Eastern Europe and Central Asia
Income Group: Upper-Middle

The scores range from 0 to 1, where 1 signifies the highest possible score and 0 signifies the lowest possible score.

Overall Score	Regional Rank	Income Rank	Global Rank
0.48	10/15	29/41	91/142
Score Change	Rank Change		
0.00	-2 ▼		

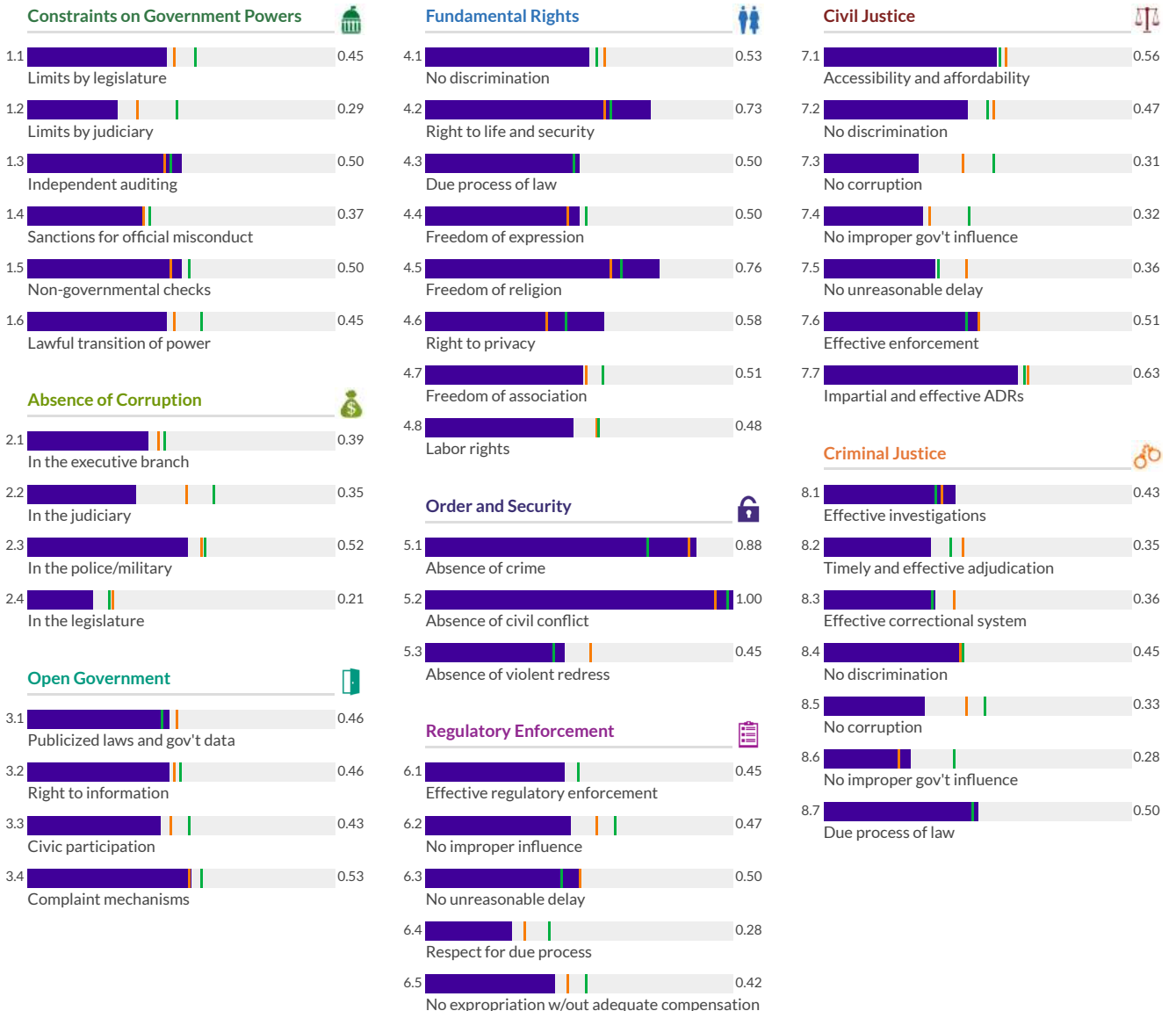
	Factor Score	Score Change	Regional Rank	Income Rank	Global Rank
Constraints on Government Powers	0.43	0.00	10/15	34/41	107/142
Absence of Corruption	0.36	0.00	13/15	35/41	108/142
Open Government	0.47	0.01	8/15	25/41	80/142
Fundamental Rights	0.57	-0.01	8/15	21/41	68/142
Order and Security	0.78	0.00	9/15	12/41	53/142
Regulatory Enforcement	0.43	0.00	13/15	36/41	112/142
Civil Justice	0.45	-0.01	14/15	33/41	102/142
Criminal Justice	0.38	-0.02	11/15	29/41	91/142



* Indicates statistically significant change at the 10 percent level

Low Medium High

Albania Eastern Europe and Central Asia Upper-Middle



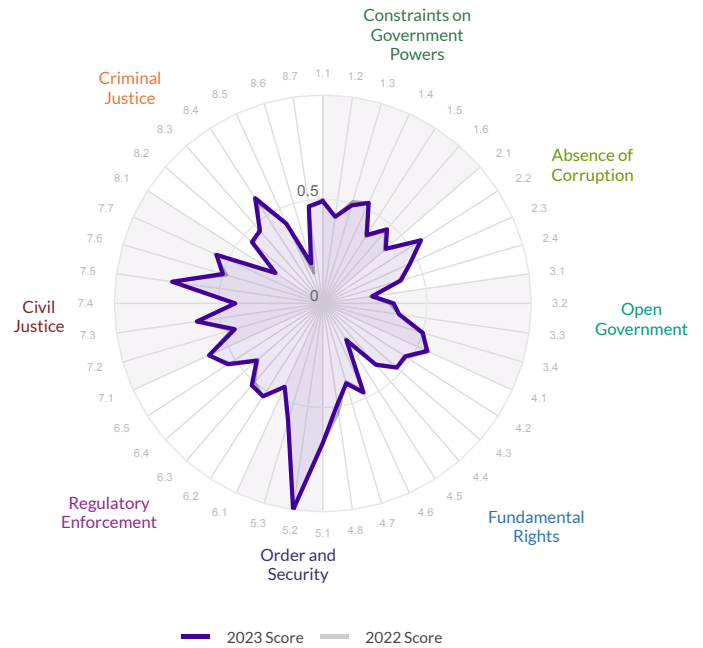
Algeria

Region: Middle East and North Africa
Income Group: Lower-Middle

The scores range from 0 to 1, where 1 signifies the highest possible score and 0 signifies the lowest possible score.

Overall Score	Regional Rank	Income Rank	Global Rank
0.49	5/9	10/37	84/142
Score Change	Rank Change		
0.00	7▲		

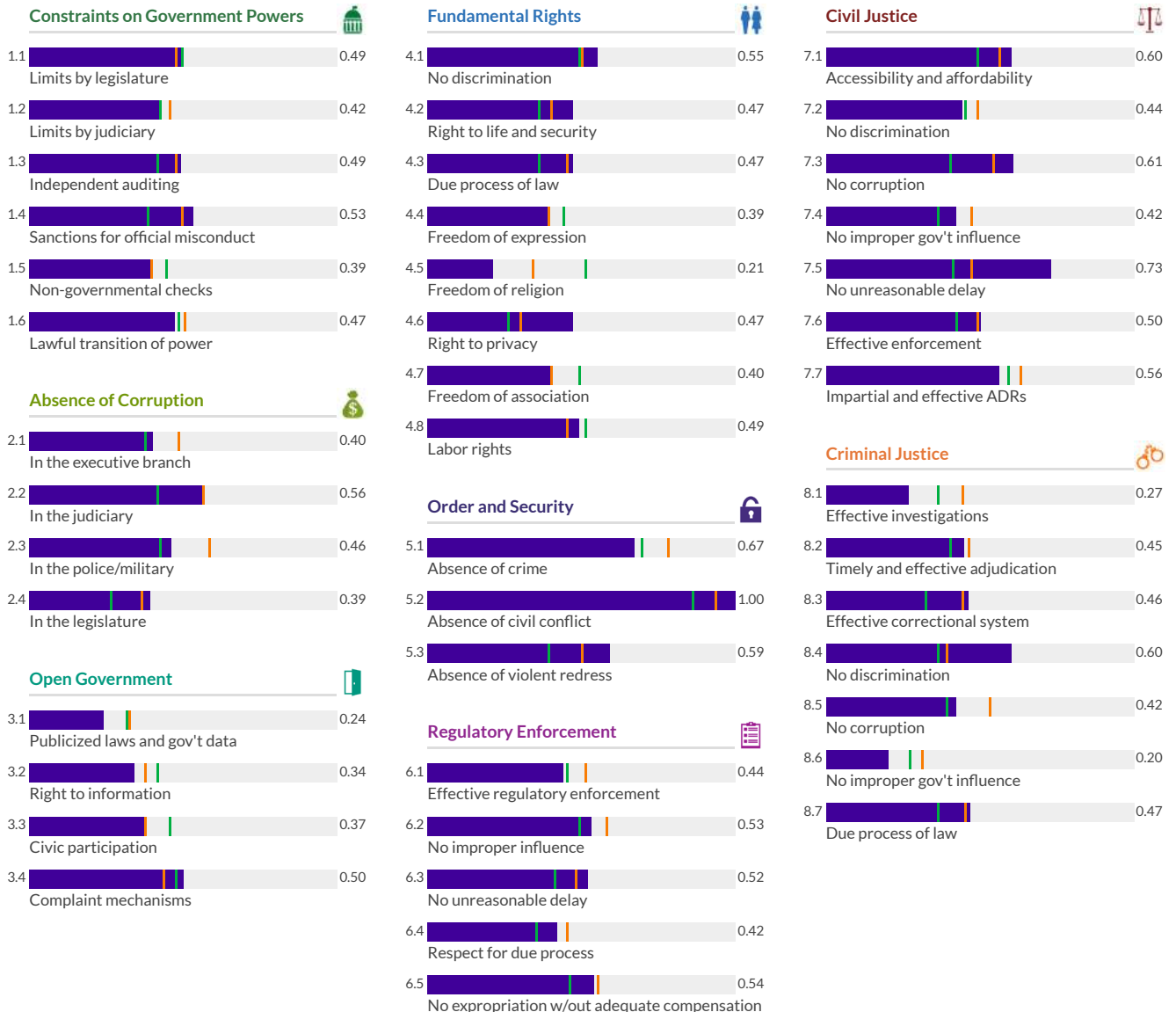
	Factor Score	Score Change	Regional Rank	Income Rank	Global Rank
Constraints on Government Powers	0.47	0.00	6/9	18/37	96/142
Absence of Corruption	0.45	0.01	5/9	5/37	74/142
Open Government	0.36	0.01	6/9	26/37	123/142
Fundamental Rights	0.43	0.00	6/9	21/37	113/142
Order and Security	0.75	0.00	4/9	4/37	61/142
Regulatory Enforcement	0.49	0.01	6/9	7/37	70/142
Civil Justice	0.55	0.00	4/9	3/37	62/142
Criminal Justice	0.41	0.01	5/9	9/37	79/142



* Indicates statistically significant change at the 10 percent level

Low Medium High

Algeria Middle East and North Africa Lower-Middle



Angola

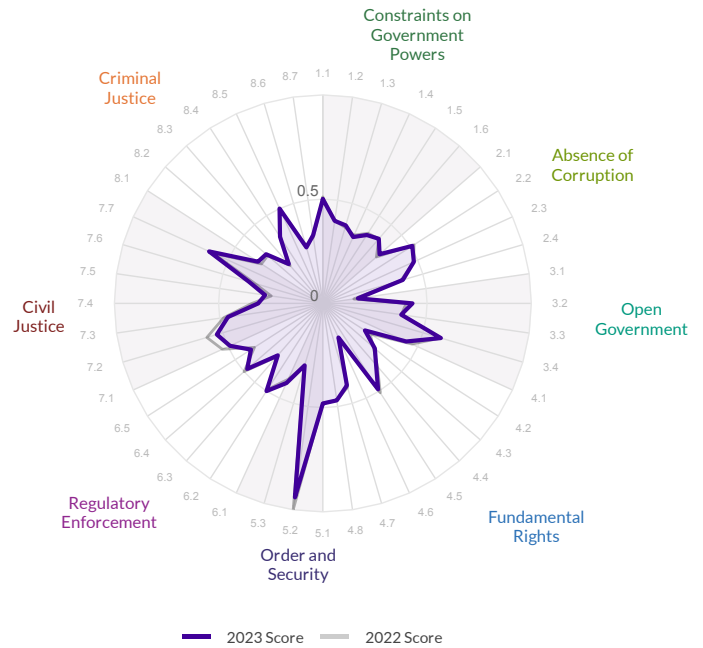
Region: Sub-Saharan Africa
Income Group: Lower-Middle

The scores range from 0 to 1, where 1 signifies the highest possible score and 0 signifies the lowest possible score.

Overall Score	Regional Rank	Income Rank	Global Rank
0.43	21/34	22/37	115/142

Score Change	Rank Change
0.00	0

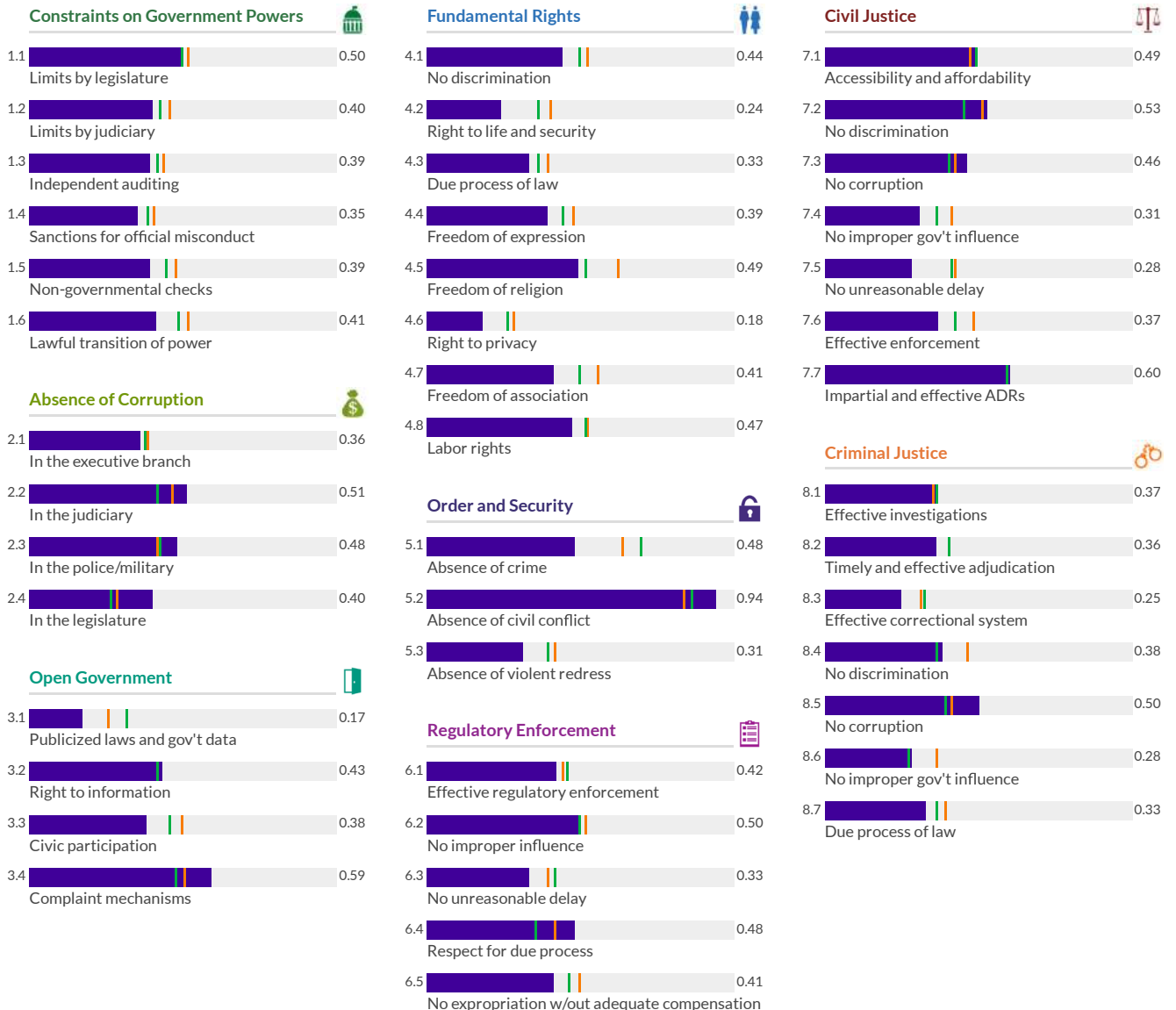
	Factor Score	Score Change	Regional Rank	Income Rank	Global Rank
Constraints on Government Powers	0.41	0.00	21/34	22/37	111/142
Absence of Corruption	0.44	0.00	9/34	6/37	79/142
Open Government	0.39	0.01	16/34	22/37	111/142
Fundamental Rights	0.37	-0.01	29/34	29/37	126/142
Order and Security	0.57	-0.02	25/34	33/37	127/142
Regulatory Enforcement	0.43	0.01	18/34	22/37	109/142
Civil Justice	0.44	-0.01	20/34	22/37	108/142
Criminal Justice	0.35	0.01	19/34	21/37	101/142



* Indicates statistically significant change at the 10 percent level

Low Medium High

Angola Sub-Saharan Africa Lower-Middle



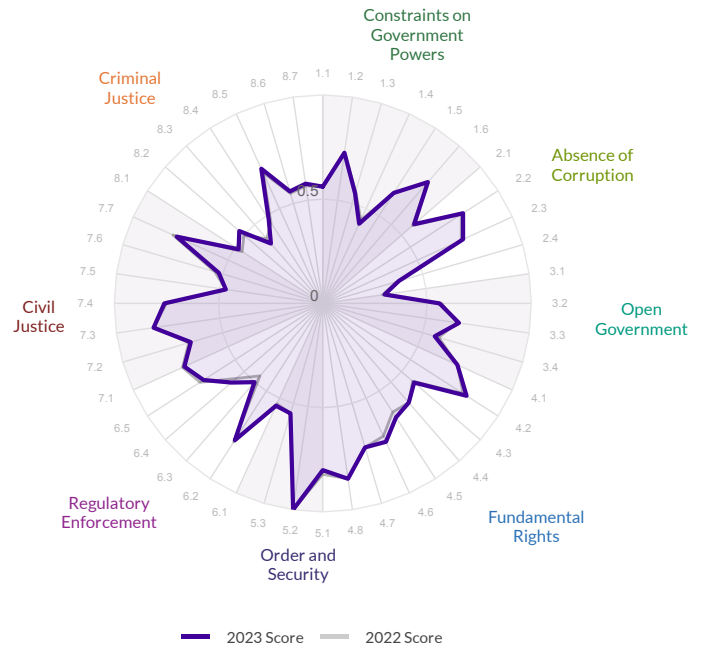
Antigua and Barbuda

Region: Latin America and Caribbean
Income Group: High

The scores range from 0 to 1, where 1 signifies the highest possible score and 0 signifies the lowest possible score.

Overall Score	Regional Rank	Income Rank	Global Rank
0.63	5/32	37/46	38/142
Score Change	Rank Change		
0.00	2▲		

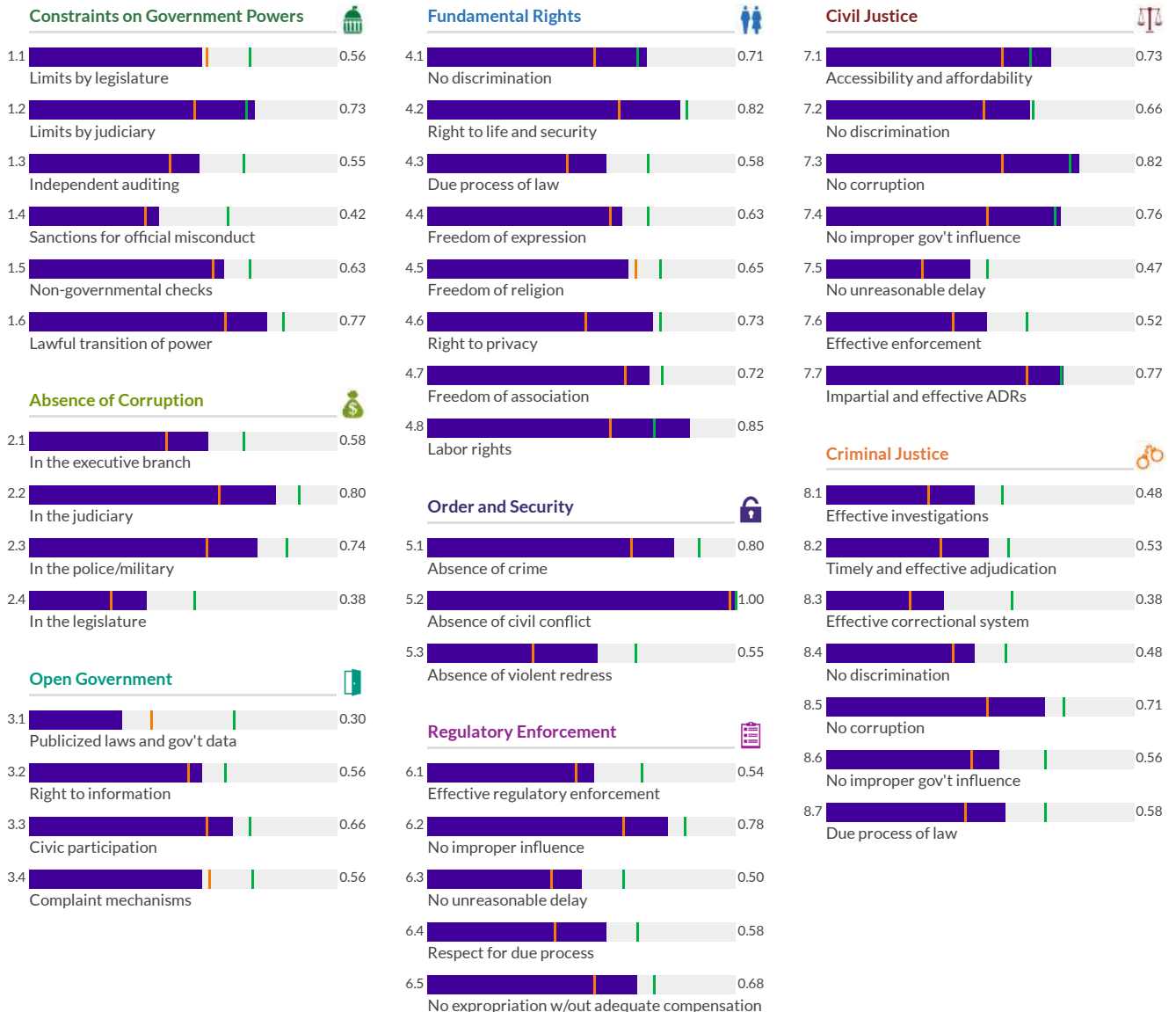
Factor	Score	Score Change	Regional Rank	Income Rank	Global Rank
Constraints on Government Powers	0.61	0.00	7/32	36/46	42/142
Absence of Corruption	0.62	0.01	10/32	39/46	45/142
Open Government	0.52	0.00	15/32	41/46	62/142
Fundamental Rights	0.71	0.01	5/32	32/46	33/142
Order and Security	0.79	-0.01	3/32	37/46	48/142
Regulatory Enforcement	0.62	0.01	5/32	36/46	38/142
Civil Justice	0.68	-0.01	3/32	26/46	26/142
Criminal Justice	0.53	0.01	11/32	39/46	50/142



* Indicates statistically significant change at the 10 percent level

Low Medium High

Antigua and Barbuda Latin America and Caribbean High



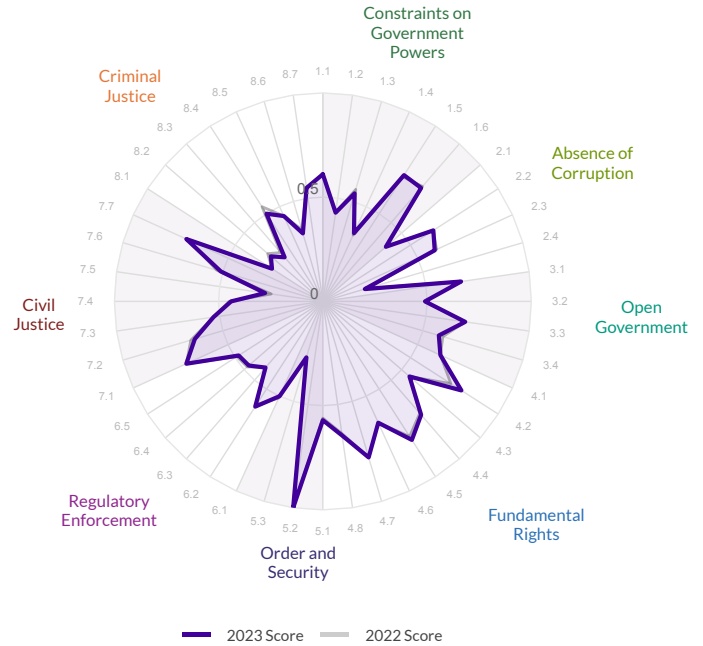
Argentina

Region: Latin America and Caribbean
Income Group: Upper-Middle

The scores range from 0 to 1, where 1 signifies the highest possible score and 0 signifies the lowest possible score.

Overall Score	Regional Rank	Income Rank	Global Rank
0.55	13/32	17/41	63/142
Score Change	Rank Change		
0.00	-2 ▼		

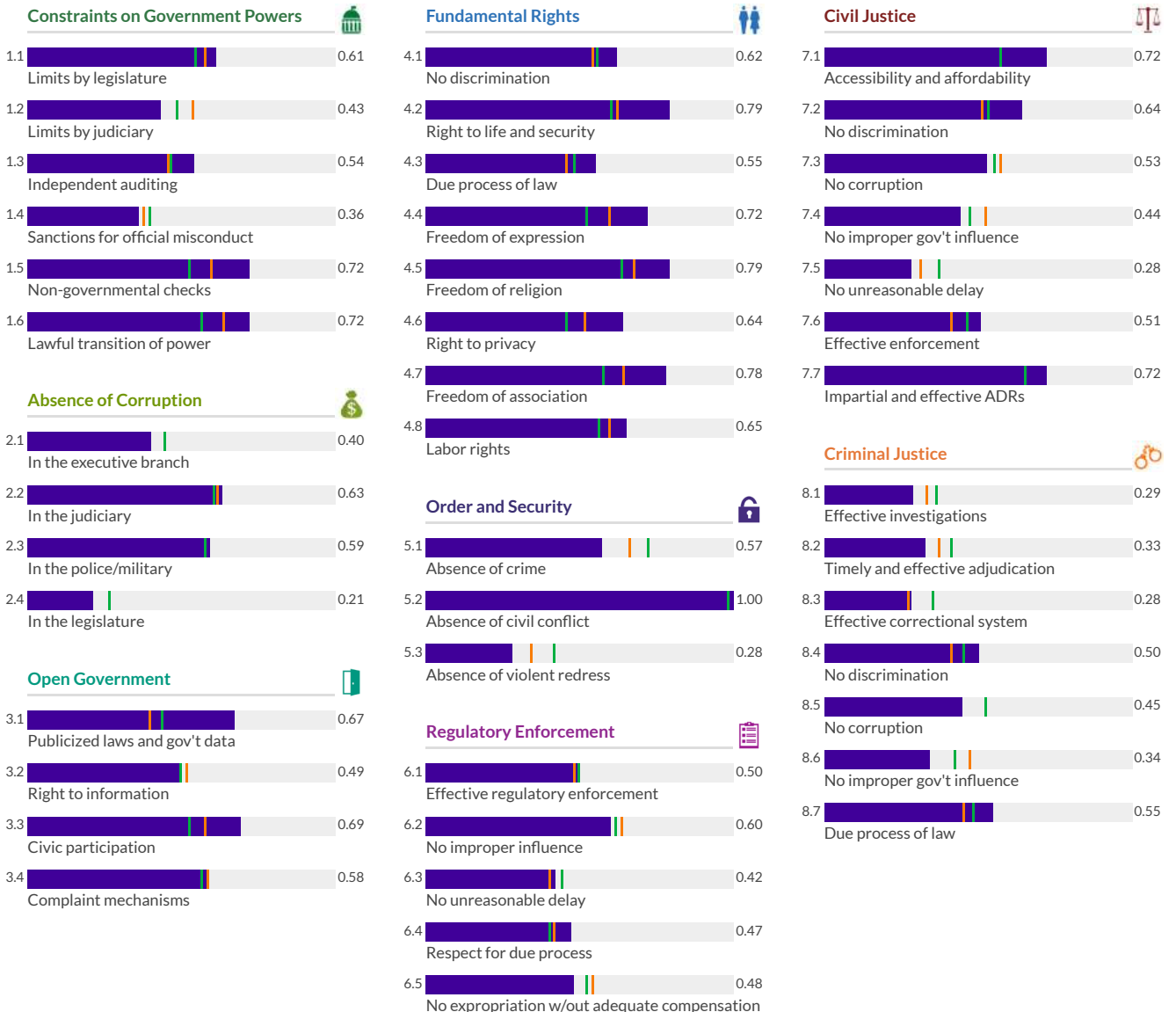
	Factor Score	Score Change	Regional Rank	Income Rank	Global Rank
Constraints on Government Powers	0.56	0.00	13/32	12/41	60/142
Absence of Corruption	0.46	0.00	14/32	19/41	70/142
Open Government	0.61	-0.01	5/32	4/41	38/142
Fundamental Rights	0.69	0.01	7/32	3/41	35/142
Order and Security	0.61	0.00	24/32	34/41	116/142
Regulatory Enforcement	0.49	0.00	15/32	17/41	69/142
Civil Justice	0.55	0.00	14/32	15/41	63/142
Criminal Justice	0.39	-0.02	16/32	26/41	87/142



* Indicates statistically significant change at the 10 percent level

Low Medium High

Argentina Latin America and Caribbean Upper-Middle



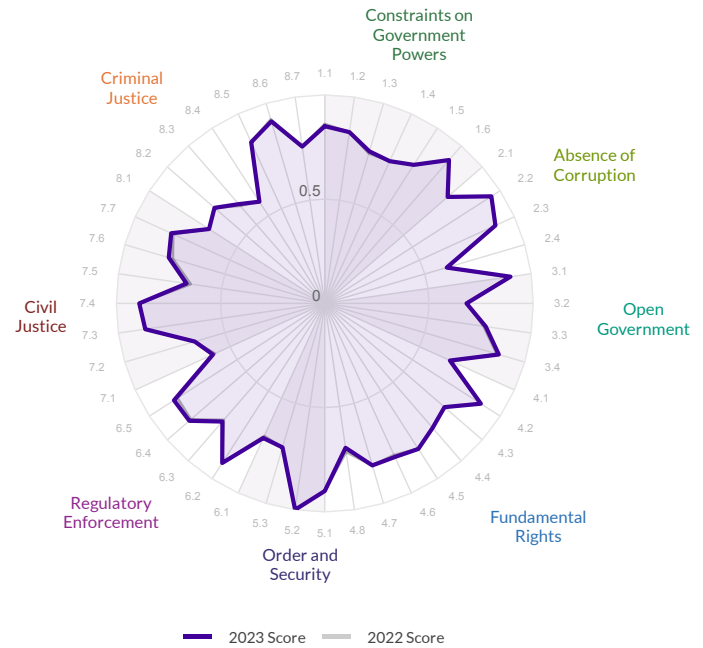
Australia

Region: East Asia and Pacific
Income Group: High

The scores range from 0 to 1, where 1 signifies the highest possible score and 0 signifies the lowest possible score.

Overall Score	Regional Rank	Income Rank	Global Rank
0.80	2/15	13/46	13/142
Score Change	Rank Change		
0.00	0		

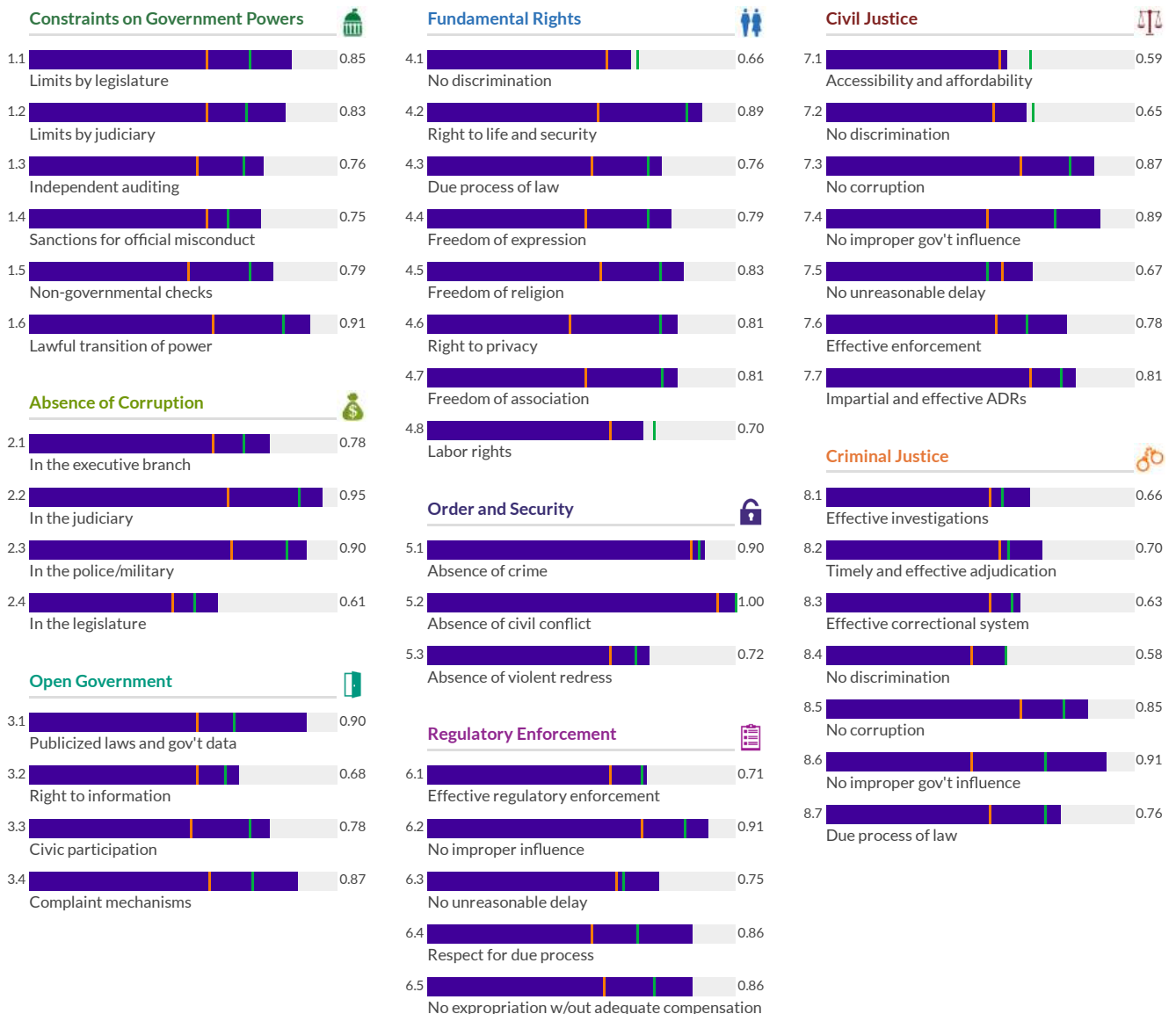
Factor	Score	Score Change	Regional Rank	Income Rank	Global Rank
Constraints on Government Powers	0.82	0.00	2/15	13/46	13/142
Absence of Corruption	0.81	0.00	5/15	15/46	15/142
Open Government	0.81	0.01	2/15	8/46	8/142
Fundamental Rights	0.78	0.00	3/15	20/46	21/142
Order and Security	0.87	0.00	5/15	22/46	23/142
Regulatory Enforcement	0.82	0.01	3/15	11/46	11/142
Civil Justice	0.75	0.01	5/15	14/46	14/142
Criminal Justice	0.73	0.00	4/15	14/46	14/142



* Indicates statistically significant change at the 10 percent level

Low Medium High

Australia East Asia and Pacific High



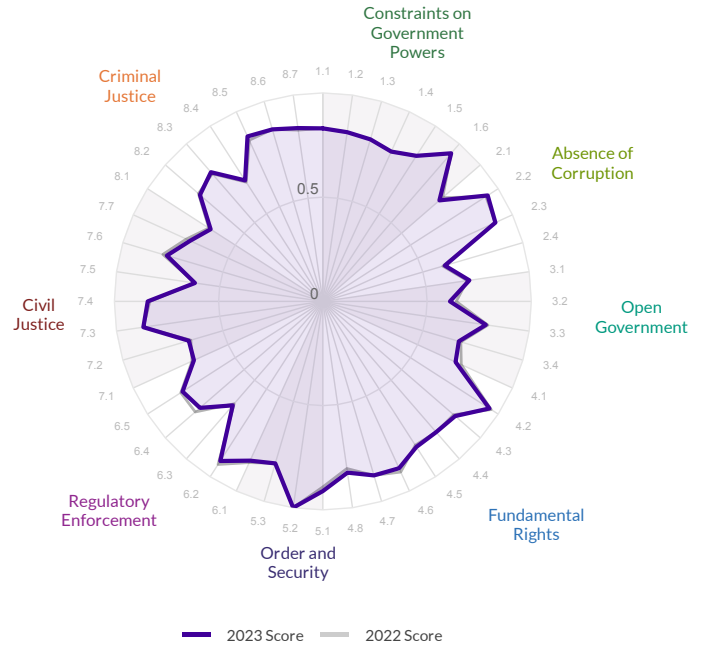
Austria

Region: EU, EFTA, and North America
Income Group: High

The scores range from 0 to 1, where 1 signifies the highest possible score and 0 signifies the lowest possible score.

Overall Score	Regional Rank	Income Rank	Global Rank
0.80	10/31	11/46	11/142
Score Change	Rank Change		
0.00	0		

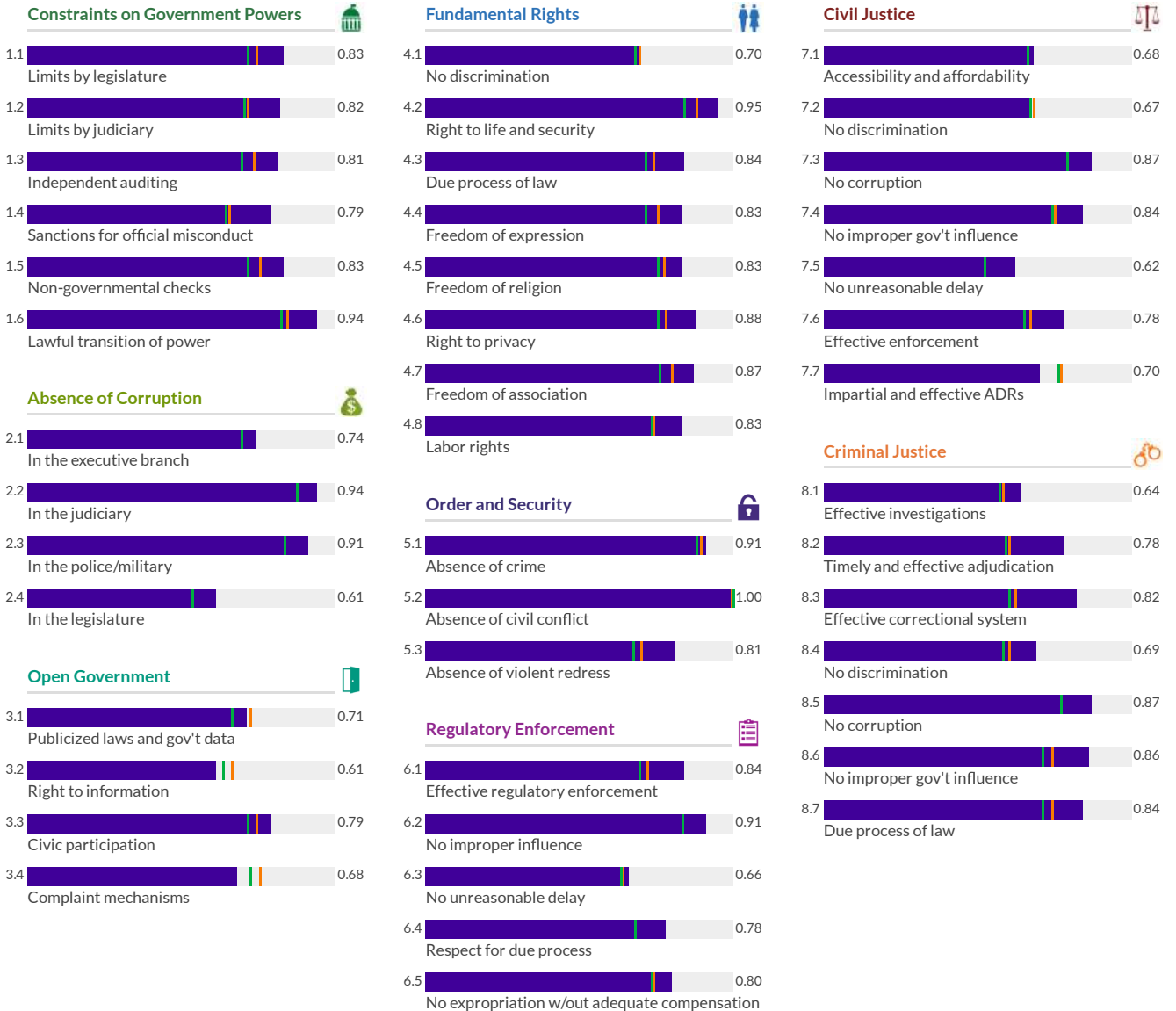
	Factor Score	Score Change	Regional Rank	Income Rank	Global Rank
Constraints on Government Powers	0.84	0.00	7/31	8/46	8/142
Absence of Corruption	0.80	0.00	12/31	17/46	17/142
Open Government	0.70	-0.01	18/31	24/46	25/142
Fundamental Rights	0.84	0.00	8/31	8/46	8/142
Order and Security	0.91	0.00	8/31	12/46	12/142
Regulatory Enforcement	0.80	-0.01	11/31	14/46	14/142
Civil Justice	0.74	-0.01	11/31	16/46	16/142
Criminal Justice	0.79	0.00	5/31	5/46	5/142



* Indicates statistically significant change at the 10 percent level

Low Medium High

Austria EU, EFTA, and North America High

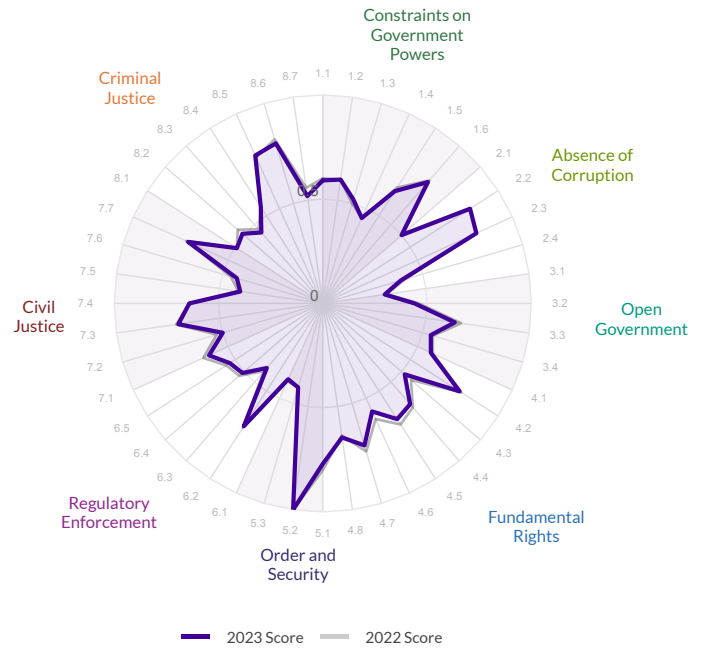


The Bahamas

The scores range from 0 to 1, where 1 signifies the highest possible score and 0 signifies the lowest possible score.

Overall Score	Regional Rank	Income Rank	Global Rank
0.59	10/32	42/46	50/142
Score Change	Rank Change		
-0.01	-2		

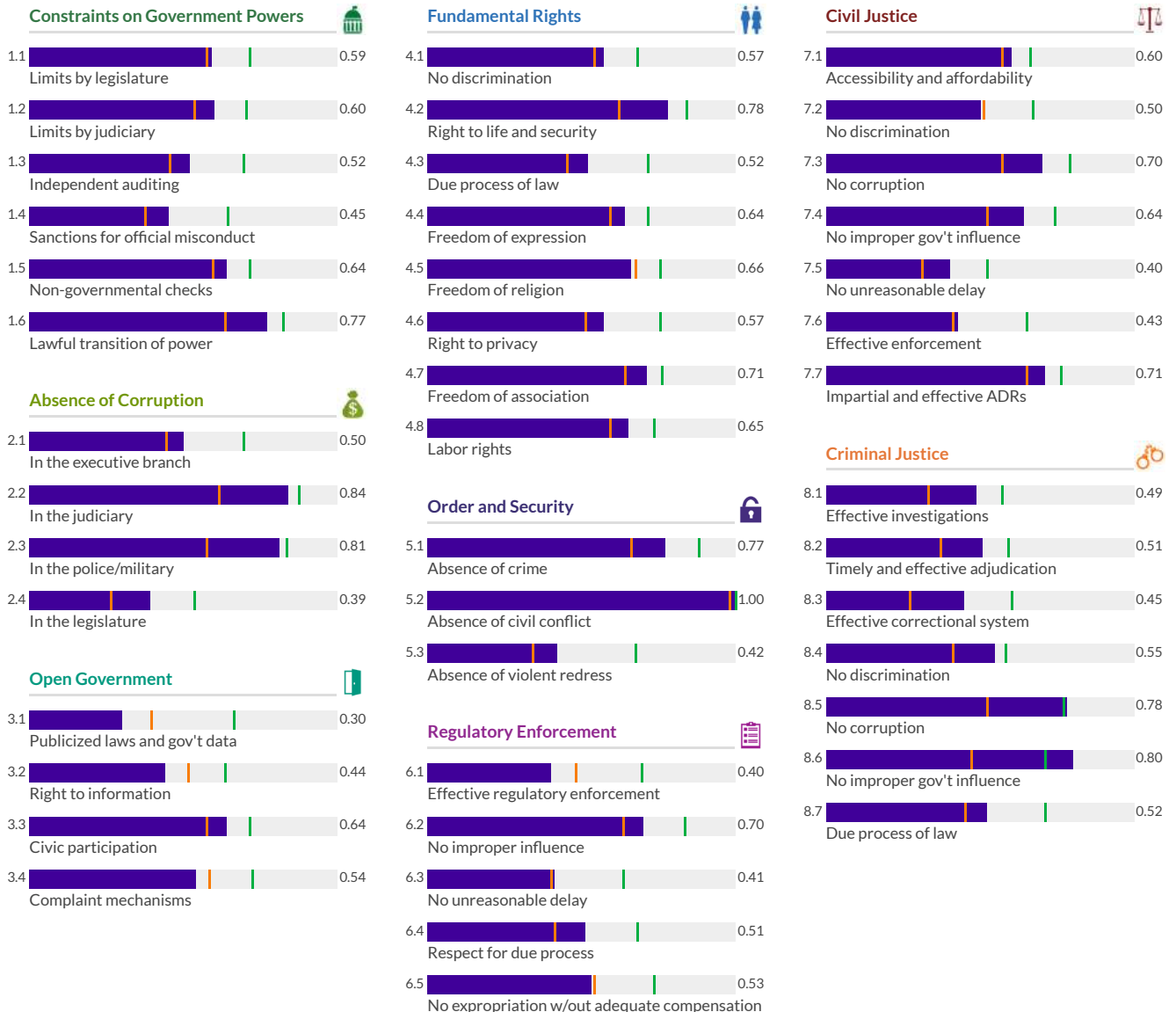
Factor	Score	Score Change	Regional Rank	Income Rank	Global Rank
Constraints on Government Powers	0.59	0.00	9/32	38/46	47/142
Absence of Corruption	0.64	-0.01	8/32	38/46	43/142
Open Government	0.48	-0.01	21/32	42/46	76/142
Fundamental Rights	0.64	-0.02	11/32	39/46	47/142
Order and Security	0.73	-0.01	6/32	41/46	66/142
Regulatory Enforcement	0.51	-0.01	13/32	43/46	64/142
Civil Justice	0.57	-0.01	10/32	41/46	53/142
Criminal Justice	0.58	-0.02	3/32	31/46	33/142



* Indicates statistically significant change at the 10 percent level

Low Medium High

The Bahamas Latin America and Caribbean High



Bangladesh

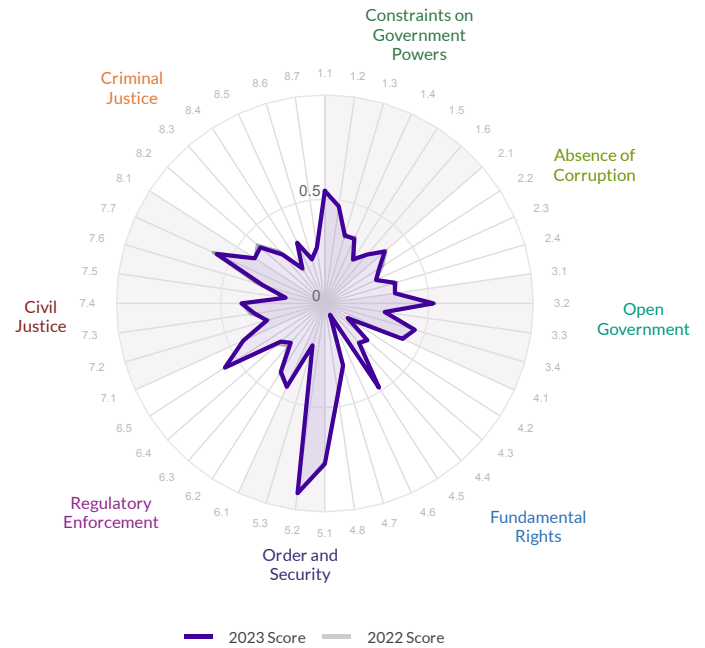
Region: South Asia
Income Group: Lower-Middle

The scores range from 0 to 1, where 1 signifies the highest possible score and 0 signifies the lowest possible score.

Overall Score	Regional Rank	Income Rank	Global Rank
0.38	4/6	28/37	127/142

Score Change	Rank Change
-0.01 ▾	2 ▲

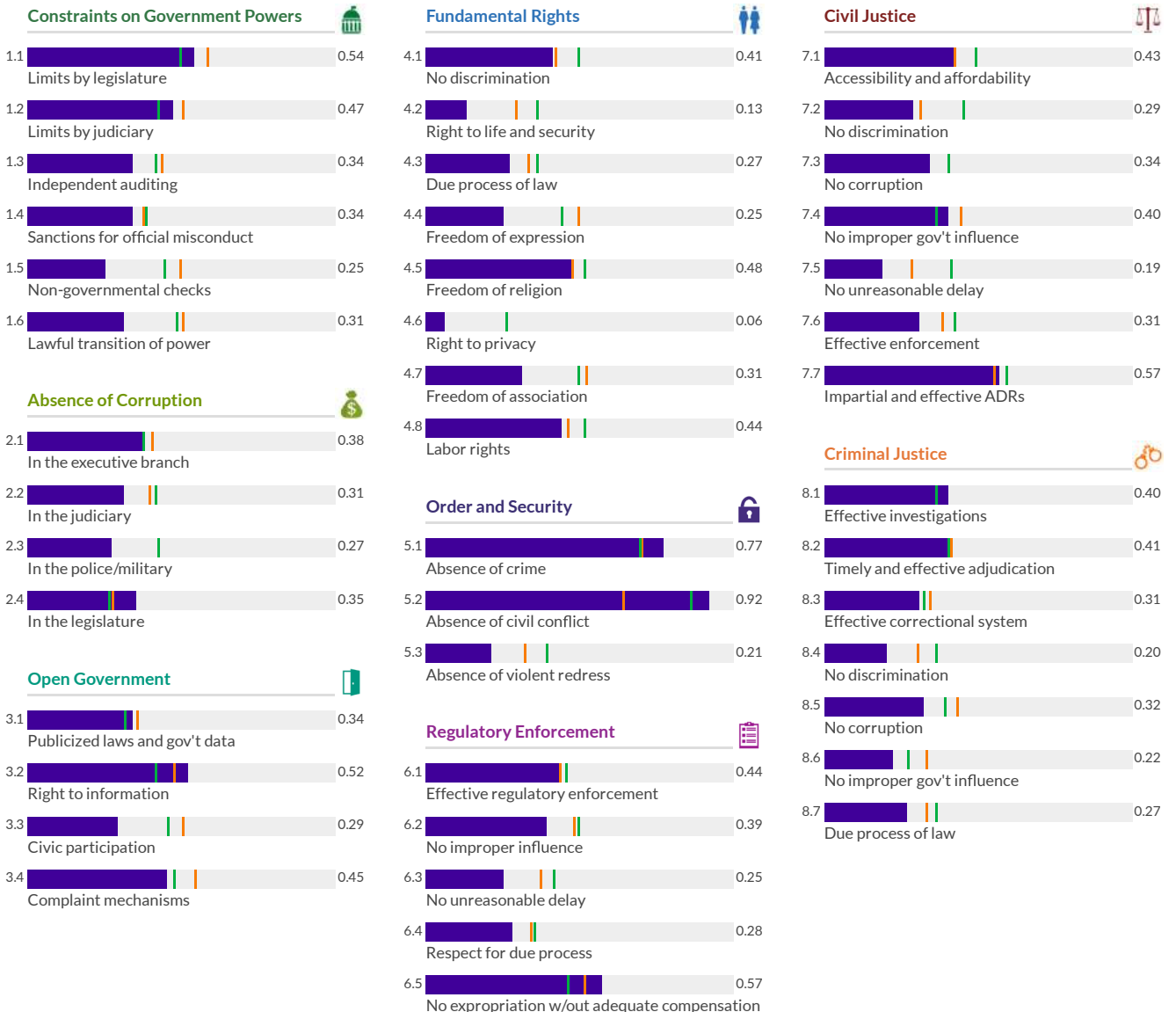
	Factor Score	Score Change	Regional Rank	Income Rank	Global Rank
Constraints on Government Powers	0.37	0.00	5/6	26/37	120/142
Absence of Corruption	0.33	-0.01	4/6	23/37	117/142
Open Government	0.40	0.00	5/6	21/37	106/142
Fundamental Rights	0.29	-0.01	5/6	34/37	137/142
Order and Security	0.63	0.00	4/6	25/37	108/142
Regulatory Enforcement	0.38	-0.01	4/6	30/37	126/142
Civil Justice	0.36	-0.01	5/6	32/37	133/142
Criminal Justice	0.30	-0.01	5/6	28/37	123/142



* Indicates statistically significant change at the 10 percent level

Low Medium High

— Bangladesh — South Asia — Lower-Middle



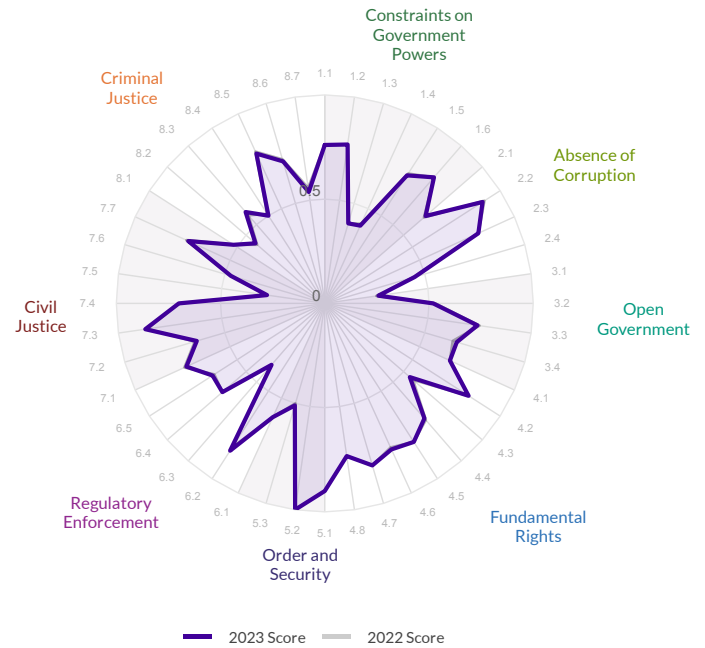
Barbados

Region: Latin America and Caribbean
Income Group: High

The scores range from 0 to 1, where 1 signifies the highest possible score and 0 signifies the lowest possible score.

Overall Score	Regional Rank	Income Rank	Global Rank
0.66	4/32	34/46	35/142
Score Change	Rank Change		
0.00	-1		

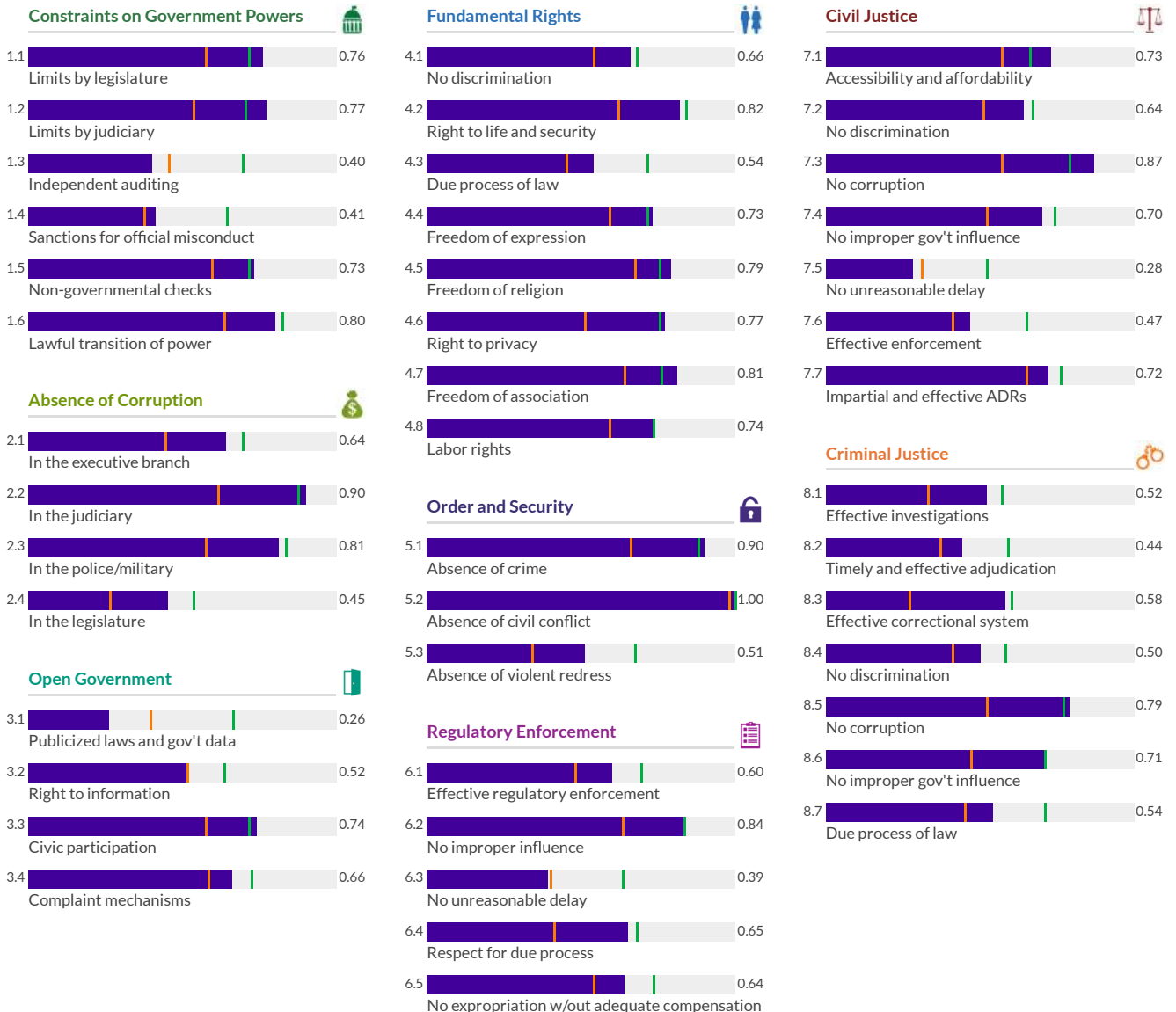
Factor	Score	Score Change	Regional Rank	Income Rank	Global Rank
Constraints on Government Powers	0.64	0.00	4/32	33/46	37/142
Absence of Corruption	0.70	0.00	2/32	27/46	27/142
Open Government	0.55	0.00	12/32	39/46	57/142
Fundamental Rights	0.73	0.00	3/32	27/46	28/142
Order and Security	0.80	0.01	1/32	35/46	42/142
Regulatory Enforcement	0.62	0.00	4/32	34/46	36/142
Civil Justice	0.63	-0.01	6/32	32/46	37/142
Criminal Justice	0.58	0.00	4/32	32/46	34/142



* Indicates statistically significant change at the 10 percent level

Low Medium High

Barbados Latin America and Caribbean High



Belarus

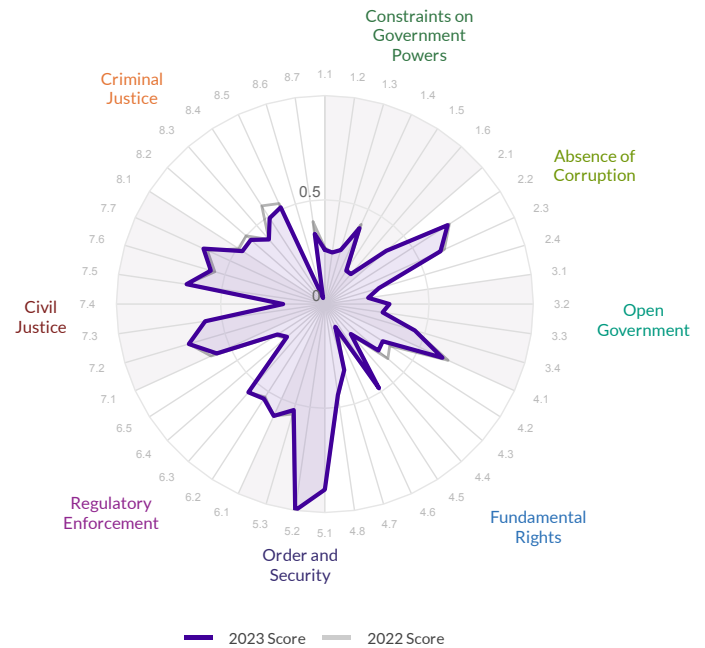
Region: Eastern Europe and Central Asia
Income Group: Upper-Middle

The scores range from 0 to 1, where 1 signifies the highest possible score and 0 signifies the lowest possible score.

Overall Score	Regional Rank	Income Rank	Global Rank
0.45	13/15	35/41	104/142

Score Change	Rank Change
-0.01 ▼	-3 ▼

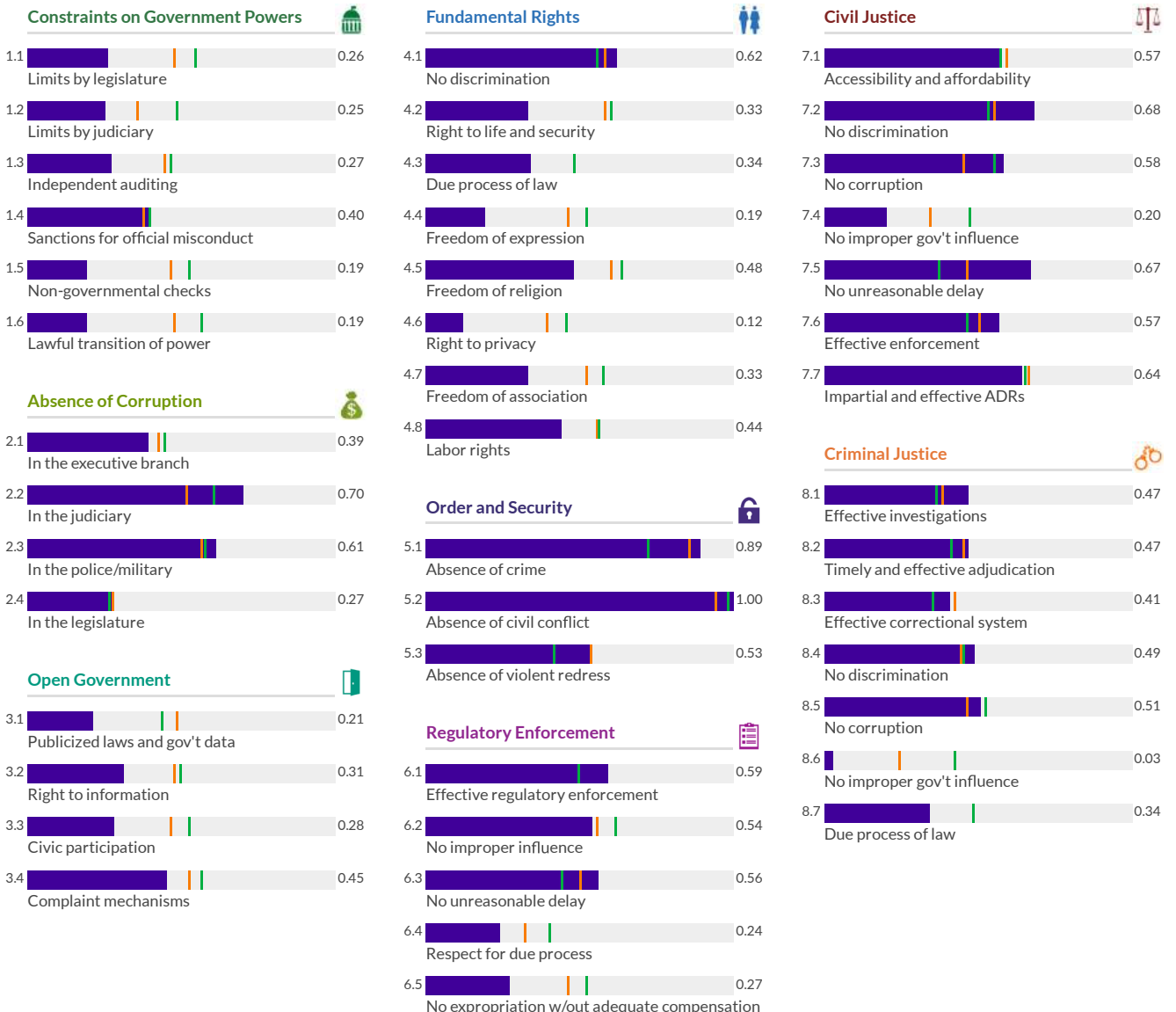
	Factor Score	Score Change	Regional Rank	Income Rank	Global Rank
Constraints on Government Powers	0.26	-0.01	15/15	40/41	139/142
Absence of Corruption	0.49	-0.01	2/15	14/41	60/142
Open Government	0.31	0.00	15/15	40/41	135/142
Fundamental Rights	0.36	-0.02	14/15	38/41	128/142
Order and Security	0.81	0.00	5/15	5/41	41/142
Regulatory Enforcement	0.44	0.00	11/15	35/41	105/142
Civil Justice	0.56	0.00	2/15	13/41	60/142
Criminal Justice	0.39	-0.03	9/15	27/41	89/142



* Indicates statistically significant change at the 10 percent level

Low Medium High

Belarus Eastern Europe and Central Asia Upper-Middle



Belgium

Region: EU, EFTA, and North America
Income Group: High

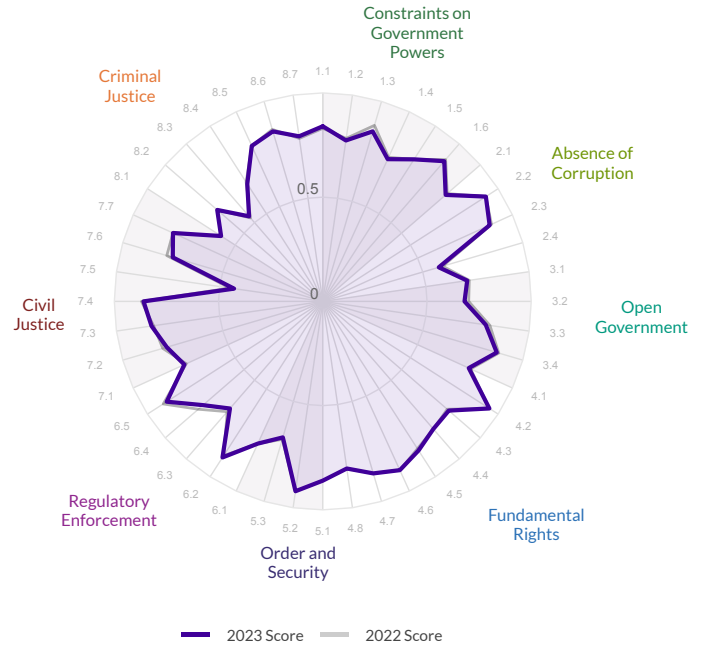
The scores range from 0 to 1, where 1 signifies the highest possible score and 0 signifies the lowest possible score.

Overall Score	Regional Rank	Income Rank	Global Rank
0.78	13/31	16/46	16/142
Score Change	Rank Change		
-0.01	-2		

	Factor Score	Score Change	Regional Rank	Income Rank	Global Rank
Constraints on Government Powers	0.82	-0.01	11/31	12/46	12/142
Absence of Corruption	0.79	-0.01	13/31	18/46	18/142
Open Government	0.76	-0.02	12/31	14/46	14/142
Fundamental Rights	0.84	0.00	7/31	7/46	7/142
Order and Security	0.82	0.00	25/31	33/46	37/142
Regulatory Enforcement	0.79	-0.01	12/31	16/46	16/142
Civil Justice	0.74	-0.01	10/31	15/46	15/142
Criminal Justice	0.71	0.00	12/31	17/46	17/142

* Indicates statistically significant change at the 10 percent level

Low Medium High



Belgium EU, EFTA, and North America High

Factor	Score	Regional Rank	Income Rank	Global Rank
Constraints on Government Powers	0.82	11/31	12/46	12/142
1.1 Limits by legislature	0.84			
1.2 Limits by judiciary	0.78			
1.3 Independent auditing	0.85			
1.4 Sanctions for official misconduct	0.75			
1.5 Non-governmental checks	0.81			
1.6 Lawful transition of power	0.89			
Absence of Corruption	0.79	13/31	18/46	18/142
2.1 In the executive branch	0.78			
2.2 In the judiciary	0.93			
2.3 In the police/military	0.88			
2.4 In the legislature	0.58			
Open Government	0.76	12/31	14/46	14/142
3.1 Publicized laws and gov't data	0.70			
3.2 Right to information	0.68			
3.3 Civic participation	0.79			
3.4 Complaint mechanisms	0.87			
Fundamental Rights	0.84	7/31	7/46	7/142
4.1 No discrimination	0.77			
4.2 Right to life and security	0.95			
4.3 Due process of law	0.80			
4.4 Freedom of expression	0.81			
4.5 Freedom of religion	0.85			
4.6 Right to privacy	0.89			
4.7 Freedom of association	0.86			
4.8 Labor rights	0.81			
Order and Security	0.82	25/31	33/46	37/142
5.1 Absence of crime	0.86			
5.2 Absence of civil conflict	0.92			
5.3 Absence of violent redress	0.68			
Regulatory Enforcement	0.79	12/31	16/46	16/142
6.1 Effective regulatory enforcement	0.75			
6.2 No improper influence	0.89			
6.3 No unreasonable delay	0.68			
6.4 Respect for due process	0.76			
6.5 No expropriation w/out adequate compensation	0.89			
Civil Justice	0.74	10/31	15/46	15/142
7.1 Accessibility and affordability	0.73			
7.2 No discrimination	0.78			
7.3 No corruption	0.83			
7.4 No improper gov't influence	0.86			
7.5 No unreasonable delay	0.43			
7.6 Effective enforcement	0.75			
7.7 Impartial and effective ADRs	0.79			
Criminal Justice	0.71	12/31	17/46	17/142
8.1 Effective investigations	0.58			
8.2 Timely and effective adjudication	0.67			
8.3 Effective correctional system	0.54			
8.4 No discrimination	0.67			
8.5 No corruption	0.82			
8.6 No improper gov't influence	0.85			
8.7 Due process of law	0.80			

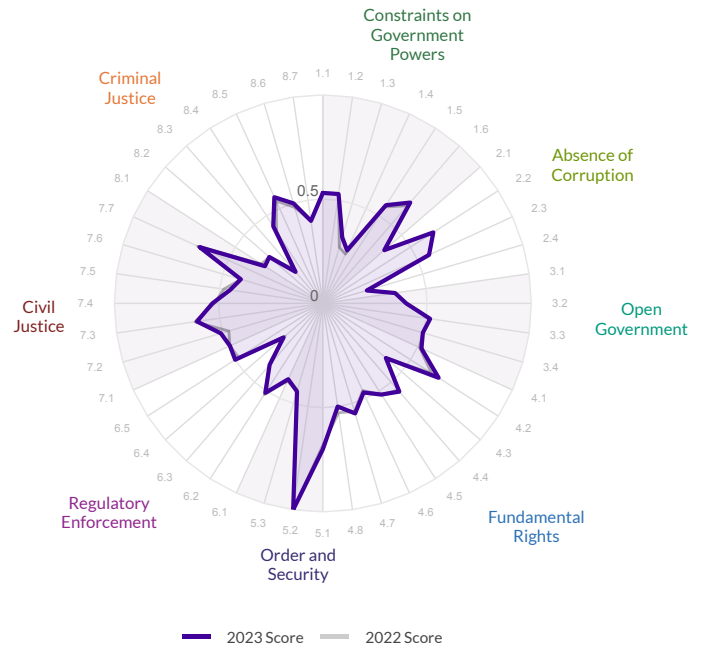
Belize

Region: Latin America and Caribbean
Income Group: Upper-Middle

The scores range from 0 to 1, where 1 signifies the highest possible score and 0 signifies the lowest possible score.

Overall Score	Regional Rank	Income Rank	Global Rank
0.49	17/32	23/41	80/142
Score Change	Rank Change		
0.00	7▲		

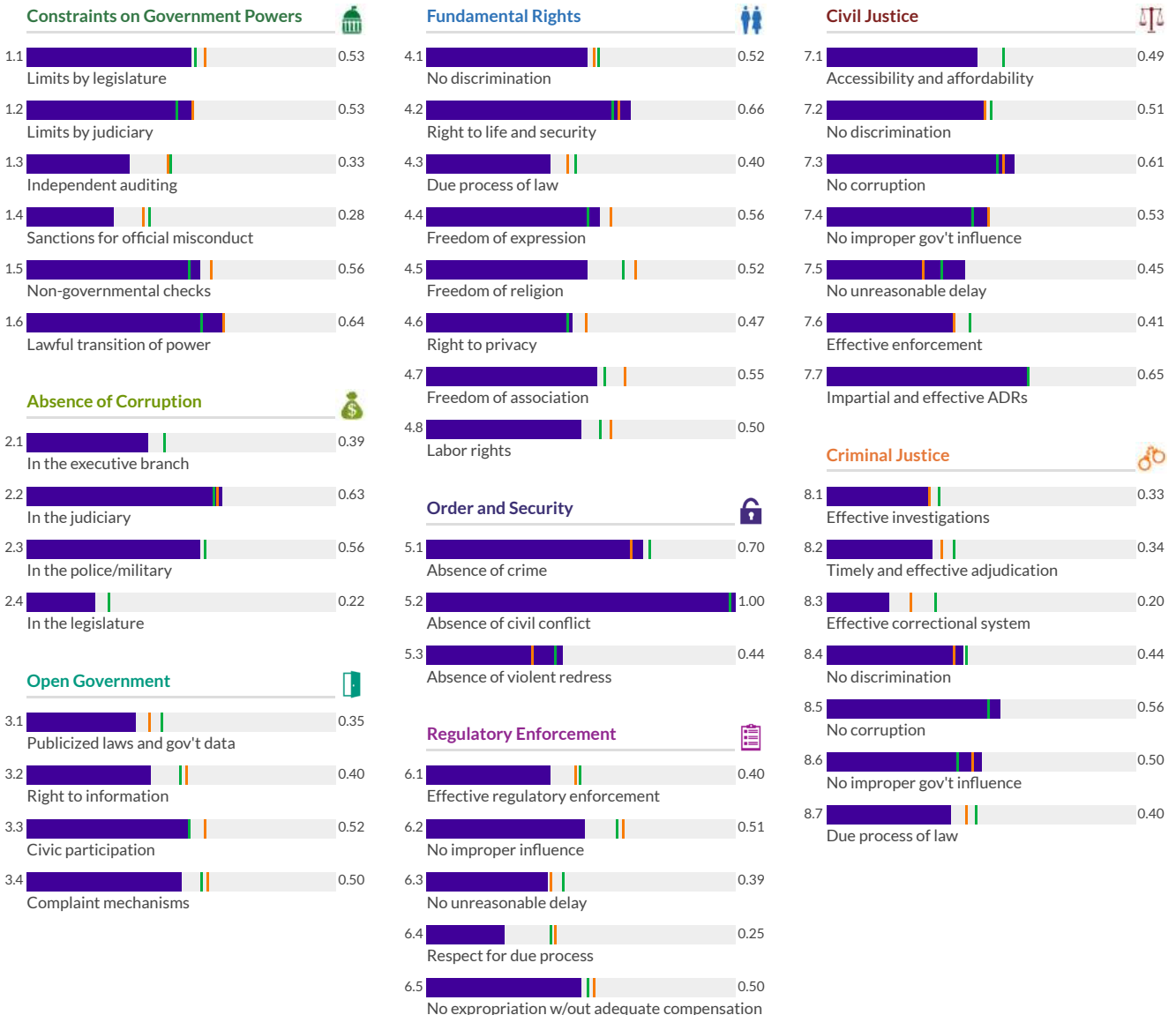
	Factor Score	Score Change	Regional Rank	Income Rank	Global Rank
Constraints on Government Powers	0.48	0.01	25/32	27/41	91/142
Absence of Corruption	0.45	0.00	15/32	22/41	73/142
Open Government	0.44	0.00	27/32	33/41	97/142
Fundamental Rights	0.52	0.01	21/32	26/41	77/142
Order and Security	0.71	0.00	9/32	24/41	77/142
Regulatory Enforcement	0.41	0.00	26/32	39/41	118/142
Civil Justice	0.52	0.00	15/32	19/41	70/142
Criminal Justice	0.39	0.00	15/32	25/41	85/142



* Indicates statistically significant change at the 10 percent level

Low Medium High

— Belize — Latin America and Caribbean — Upper-Middle

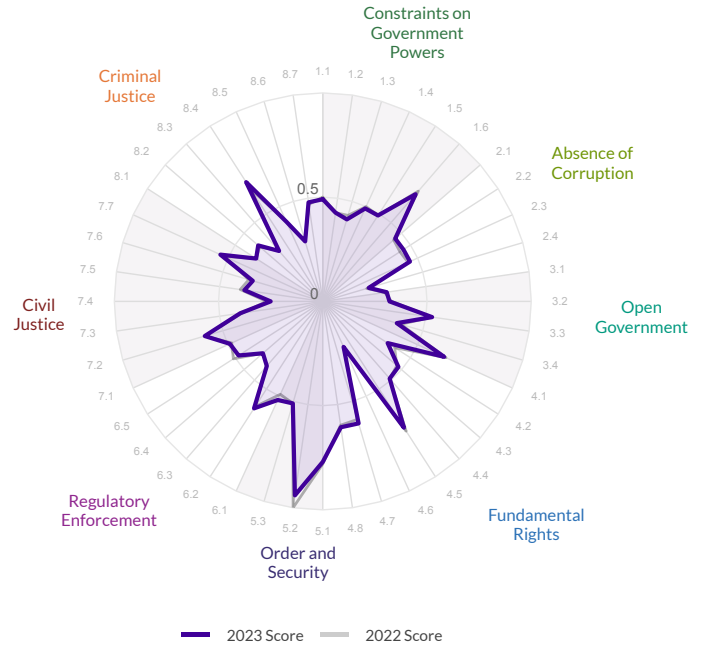


Benin

The scores range from 0 to 1, where 1 signifies the highest possible score and 0 signifies the lowest possible score.

Overall Score	Regional Rank	Income Rank	Global Rank
0.48	10/34	13/37	90/142
Score Change	Rank Change		
0.00	0		

Factor	Score	Score Change	Regional Rank	Income Rank	Global Rank
Constraints on Government Powers	0.50	-0.01	12/34	11/37	82/142
Absence of Corruption	0.40	0.01	14/34	16/37	97/142
Open Government	0.38	0.00	21/34	24/37	117/142
Fundamental Rights	0.52	0.00	10/34	5/37	78/142
Order and Security	0.74	-0.03*	4/34	5/37	64/142
Regulatory Enforcement	0.48	0.00	10/34	11/37	78/142
Civil Justice	0.43	0.00	21/34	25/37	112/142
Criminal Justice	0.43	0.01	10/34	7/37	75/142



* Indicates statistically significant change at the 10 percent level

Low Medium High

Benin Sub-Saharan Africa Lower-Middle

Factor	Score	Regional Rank	Income Rank	Global Rank
Constraints on Government Powers	0.49	12/34	11/37	82/142
1.1 Limits by legislature	0.49	12/34	11/37	82/142
1.2 Limits by judiciary	0.43	14/34	16/37	97/142
1.3 Independent auditing	0.41	21/34	24/37	117/142
1.4 Sanctions for official misconduct	0.49	12/34	11/37	82/142
1.5 Non-governmental checks	0.49	12/34	11/37	82/142
1.6 Lawful transition of power	0.68	4/34	5/37	64/142
Absence of Corruption	0.46	14/34	16/37	97/142
2.1 In the executive branch	0.46	14/34	16/37	97/142
2.2 In the judiciary	0.46	14/34	16/37	97/142
2.3 In the police/military	0.46	14/34	16/37	97/142
2.4 In the legislature	0.23	21/34	24/37	117/142
Open Government	0.37	21/34	24/37	117/142
3.1 Publicized laws and gov't data	0.31	21/34	24/37	117/142
3.2 Right to information	0.32	21/34	24/37	117/142
3.3 Civic participation	0.53	10/34	5/37	78/142
3.4 Complaint mechanisms	0.37	21/34	24/37	117/142
Fundamental Rights	0.64	10/34	5/37	78/142
4.1 No discrimination	0.64	10/34	5/37	78/142
4.2 Right to life and security	0.37	14/34	16/37	97/142
4.3 Due process of law	0.48	10/34	11/37	78/142
4.4 Freedom of expression	0.49	10/34	11/37	78/142
4.5 Freedom of religion	0.72	4/34	5/37	64/142
4.6 Right to privacy	0.24	21/34	24/37	117/142
4.7 Freedom of association	0.61	10/34	11/37	78/142
4.8 Labor rights	0.61	10/34	11/37	78/142
Order and Security	0.77	4/34	5/37	64/142
5.1 Absence of crime	0.77	4/34	5/37	64/142
5.2 Absence of civil conflict	0.94	1/34	1/37	1/142
5.3 Absence of violent redress	0.51	10/34	11/37	78/142
Regulatory Enforcement	0.52	10/34	11/37	78/142
6.1 Effective regulatory enforcement	0.52	10/34	11/37	78/142
6.2 No improper influence	0.61	10/34	11/37	78/142
6.3 No unreasonable delay	0.41	21/34	24/37	117/142
6.4 Respect for due process	0.38	21/34	24/37	117/142
6.5 No expropriation w/out adequate compensation	0.48	10/34	11/37	78/142
Civil Justice	0.49	21/34	25/37	112/142
7.1 Accessibility and affordability	0.49	21/34	25/37	112/142
7.2 No discrimination	0.59	14/34	16/37	97/142
7.3 No corruption	0.40	21/34	24/37	117/142
7.4 No improper gov't influence	0.25	21/34	24/37	117/142
7.5 No unreasonable delay	0.38	21/34	24/37	117/142
7.6 Effective enforcement	0.35	21/34	24/37	117/142
7.7 Impartial and effective ADRs	0.54	10/34	11/37	78/142
Criminal Justice	0.43	10/34	7/37	75/142
8.1 Effective investigations	0.38	21/34	24/37	117/142
8.2 Timely and effective adjudication	0.41	21/34	24/37	117/142
8.3 Effective correctional system	0.32	21/34	24/37	117/142
8.4 No discrimination	0.68	4/34	5/37	64/142
8.5 No corruption	0.42	21/34	24/37	117/142
8.6 No improper gov't influence	0.30	21/34	24/37	117/142
8.7 Due process of law	0.48	10/34	11/37	78/142

Bolivia

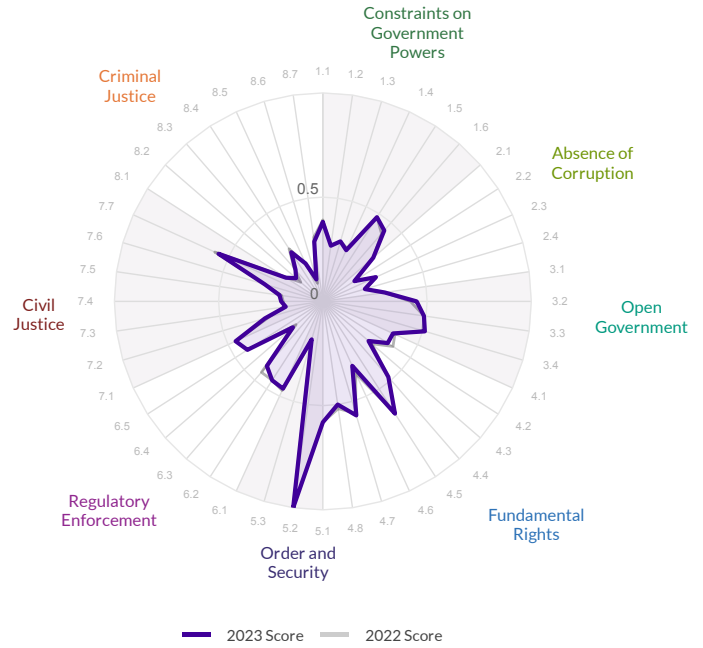
Region: Latin America and Caribbean
Income Group: Lower-Middle

The scores range from 0 to 1, where 1 signifies the highest possible score and 0 signifies the lowest possible score.

Overall Score	Regional Rank	Income Rank	Global Rank
0.37	29/32	30/37	131/142

Score Change	Rank Change
0.00	1 ▲

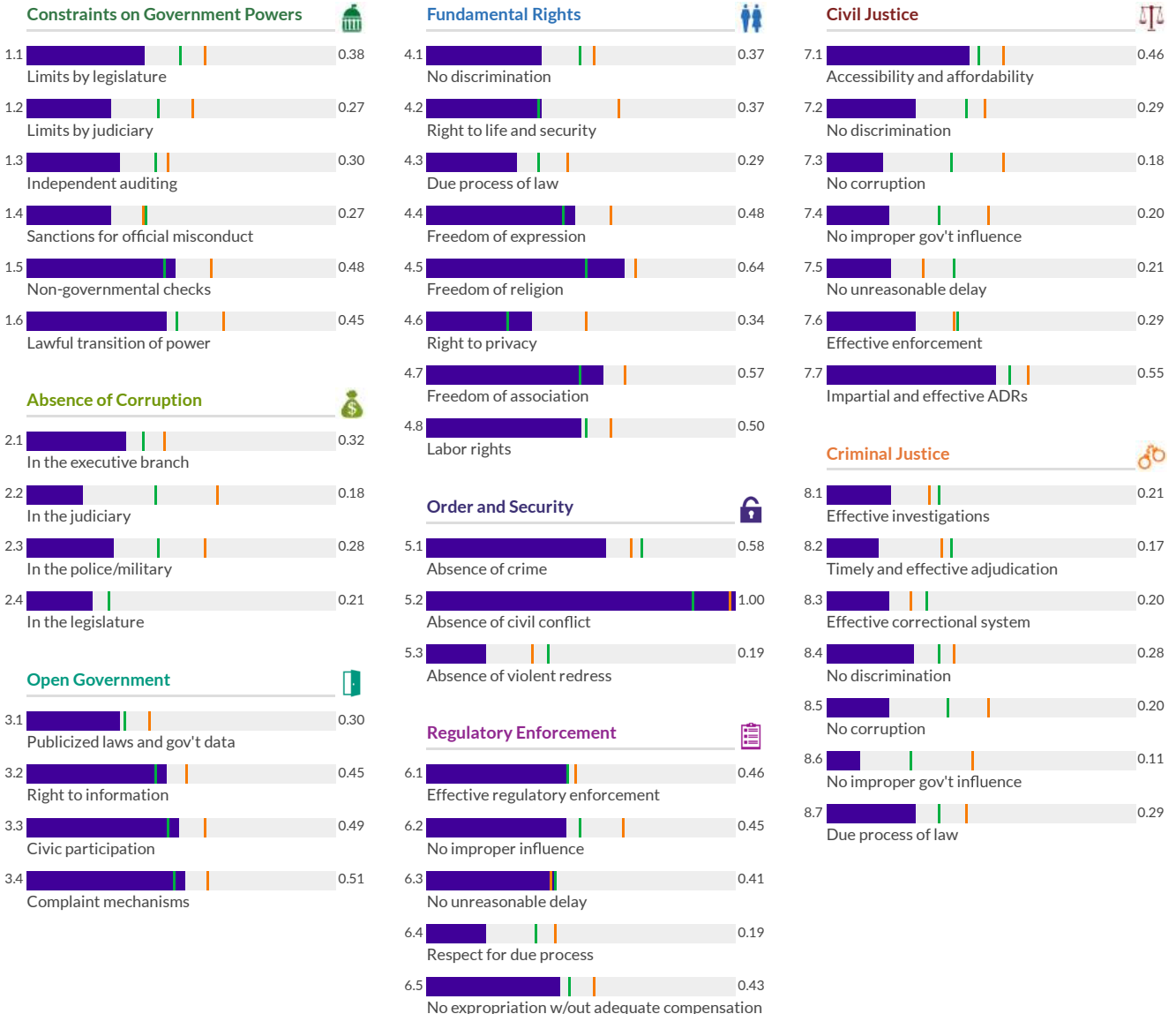
	Factor Score	Score Change	Regional Rank	Income Rank	Global Rank
Constraints on Government Powers	0.36	0.00	30/32	30/37	126/142
Absence of Corruption	0.25	0.00	31/32	34/37	137/142
Open Government	0.44	0.01	28/32	17/37	100/142
Fundamental Rights	0.44	-0.02	29/32	19/37	111/142
Order and Security	0.59	0.00	26/32	30/37	122/142
Regulatory Enforcement	0.39	-0.01	29/32	29/37	125/142
Civil Justice	0.31	0.00	31/32	36/37	140/142
Criminal Justice	0.21	0.00	31/32	37/37	141/142



* Indicates statistically significant change at the 10 percent level

Low Medium High

— Bolivia — Latin America and Caribbean — Lower-Middle



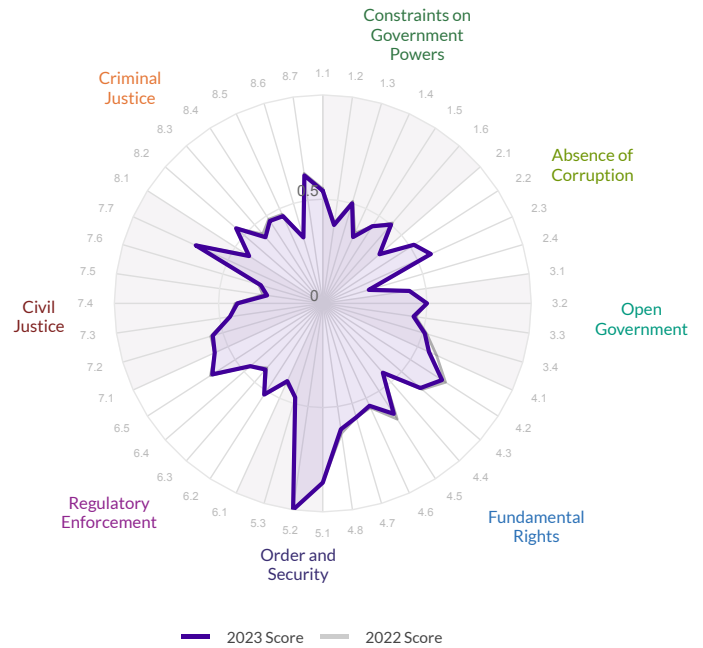
Bosnia and Herzegovina

Region: Eastern Europe and Central Asia
Income Group: Upper-Middle

The scores range from 0 to 1, where 1 signifies the highest possible score and 0 signifies the lowest possible score.

Overall Score	Regional Rank	Income Rank	Global Rank
0.51	7/15	21/41	75/142
Score Change	Rank Change		
-0.01	-3		

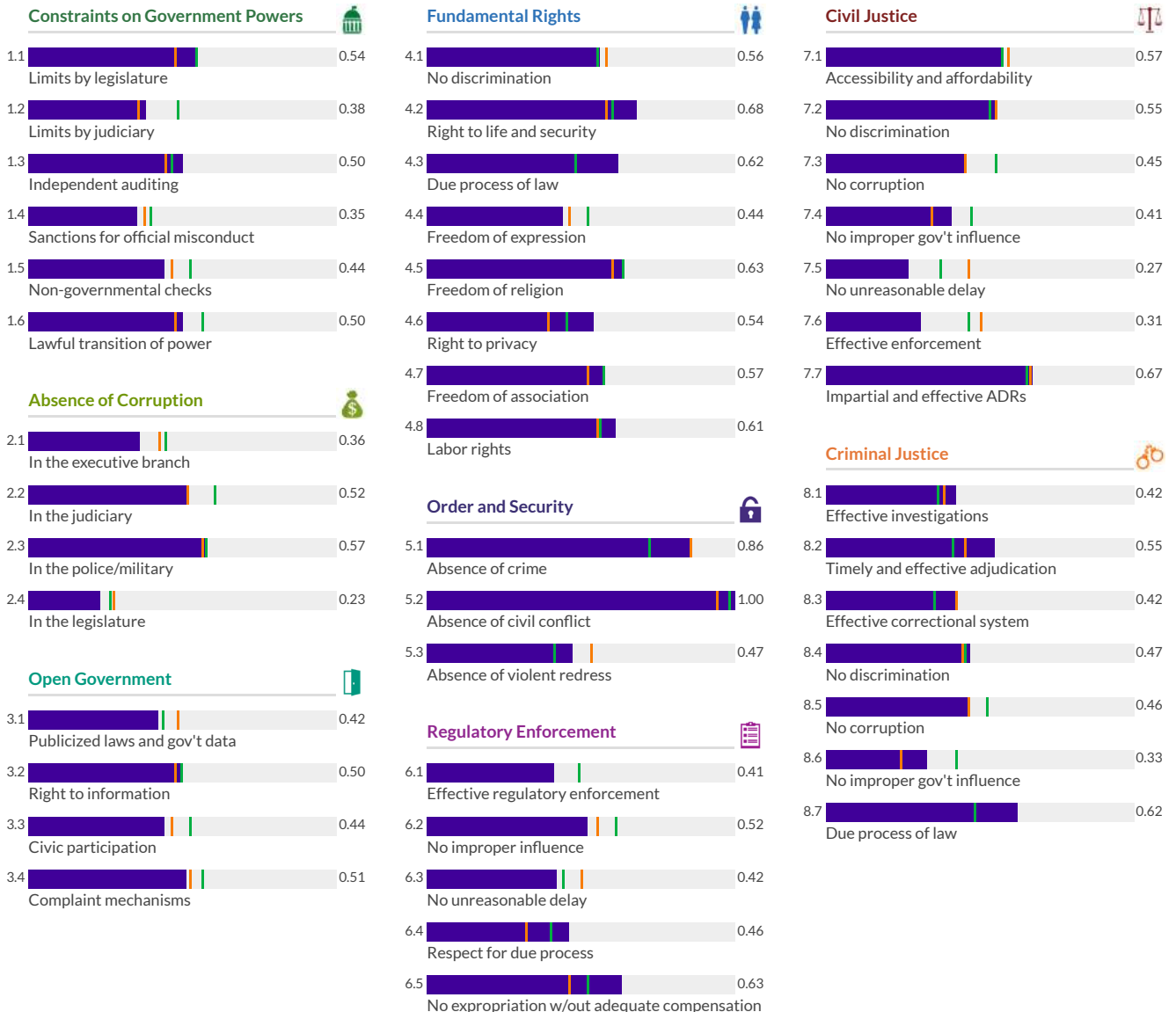
Factor	Score	Score Change	Regional Rank	Income Rank	Global Rank
Constraints on Government Powers	0.45	-0.01	7/15	31/41	101/142
Absence of Corruption	0.42	0.00	9/15	28/41	87/142
Open Government	0.47	0.00	9/15	27/41	83/142
Fundamental Rights	0.58	-0.02	7/15	19/41	64/142
Order and Security	0.77	0.00	10/15	13/41	55/142
Regulatory Enforcement	0.49	0.00	3/15	18/41	71/142
Civil Justice	0.46	-0.01	13/15	32/41	97/142
Criminal Justice	0.47	-0.01	4/15	17/41	63/142



* Indicates statistically significant change at the 10 percent level

Low Medium High

Bosnia and Herzegovina Eastern Europe and Central Asia Upper-Middle



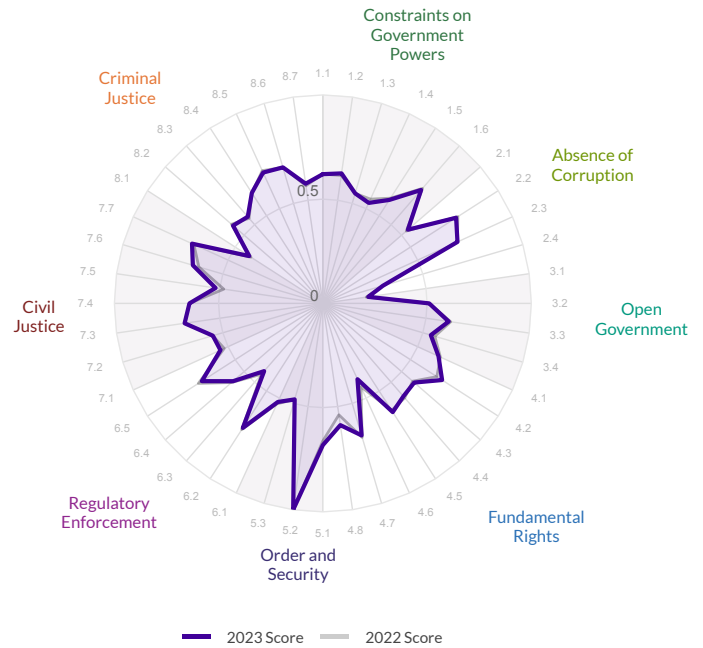
Botswana

Region: Sub-Saharan Africa
Income Group: Upper-Middle

The scores range from 0 to 1, where 1 signifies the highest possible score and 0 signifies the lowest possible score.

Overall Score	Regional Rank	Income Rank	Global Rank
0.59	4/34	8/41	51/142
Score Change	Rank Change		
0.00	0		

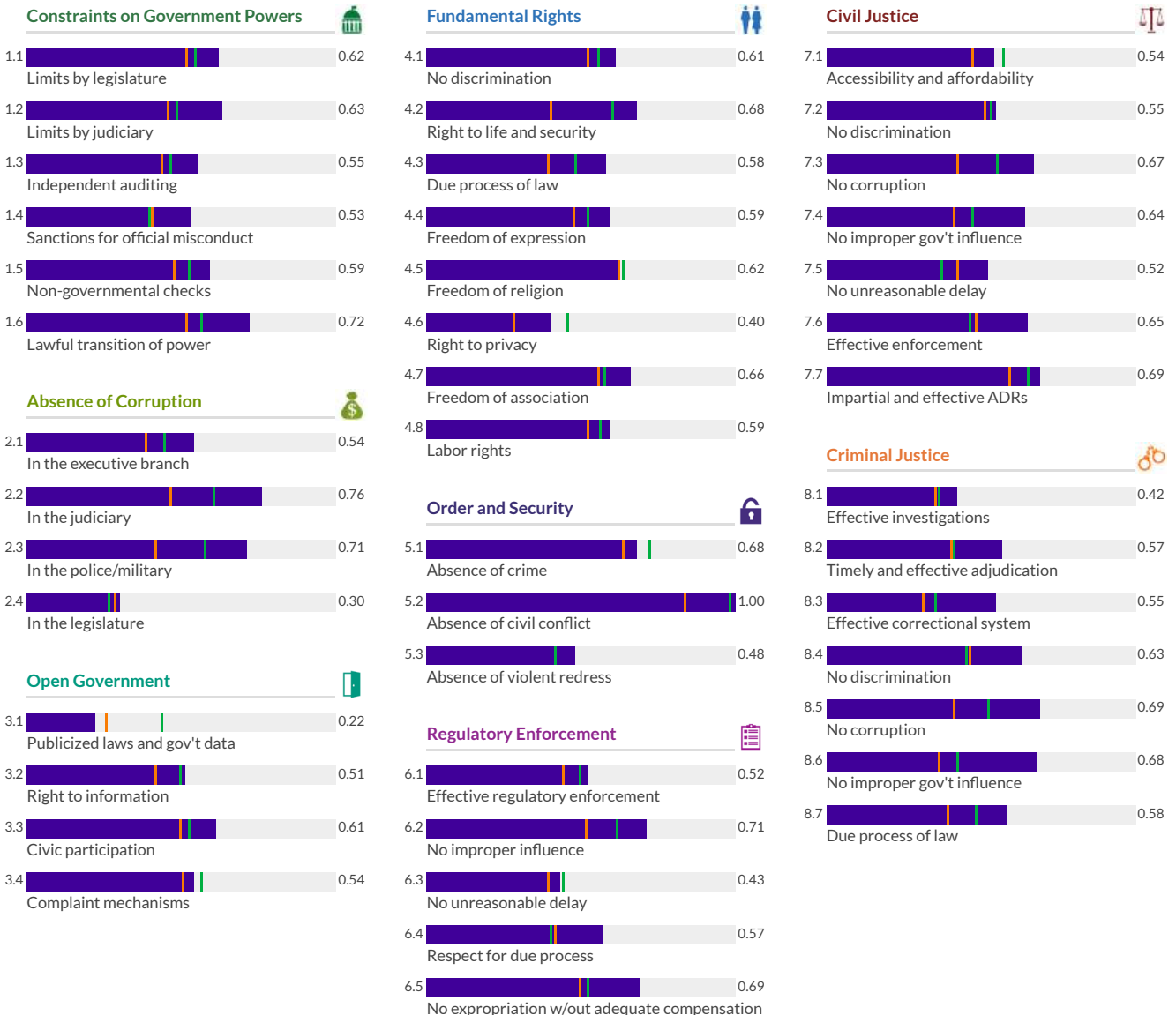
	Factor Score	Score Change	Regional Rank	Income Rank	Global Rank
Constraints on Government Powers	0.61	0.00	4/34	5/41	44/142
Absence of Corruption	0.57	0.00	3/34	9/41	49/142
Open Government	0.47	0.00	8/34	26/41	81/142
Fundamental Rights	0.59	0.00	5/34	17/41	62/142
Order and Security	0.72	0.00	5/34	22/41	72/142
Regulatory Enforcement	0.58	-0.01	3/34	4/41	45/142
Civil Justice	0.61	0.01	4/34	9/41	46/142
Criminal Justice	0.59	0.00	1/34	2/41	32/142



* Indicates statistically significant change at the 10 percent level

Low Medium High

Botswana Sub-Saharan Africa Upper-Middle



Brazil

Region: Latin America and Caribbean
Income Group: Upper-Middle

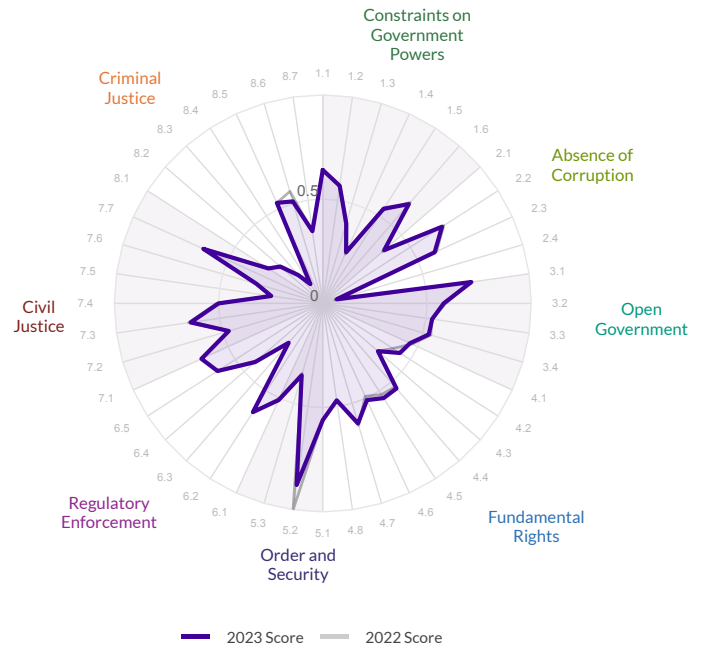
The scores range from 0 to 1, where 1 signifies the highest possible score and 0 signifies the lowest possible score.

Overall Score	Regional Rank	Income Rank	Global Rank
0.49	19/32	26/41	83/142
Score Change	Rank Change		
0.00	0		

	Factor Score	Score Change	Regional Rank	Income Rank	Global Rank
Constraints on Government Powers	0.51	0.00	19/32	21/41	78/142
Absence of Corruption	0.43	0.00	18/32	27/41	81/142
Open Government	0.59	0.00	6/32	5/41	41/142
Fundamental Rights	0.49	0.01	25/32	31/41	91/142
Order and Security	0.60	-0.04*	25/32	36/41	120/142
Regulatory Enforcement	0.48	0.00	17/32	20/41	76/142
Civil Justice	0.49	0.00	18/32	26/41	84/142
Criminal Justice	0.32	0.00	21/32	34/41	114/142

* Indicates statistically significant change at the 10 percent level

Low Medium High



— Brazil — Latin America and Caribbean — Upper-Middle

Category	Sub-category	Score
Constraints on Government Powers	Limits by legislature	0.64
	Limits by judiciary	0.57
	Independent auditing	0.40
	Sanctions for official misconduct	0.27
	Non-governmental checks	0.54
	Lawful transition of power	0.63
Absence of Corruption	In the executive branch	0.39
	In the judiciary	0.68
	In the police/military	0.59
	In the legislature	0.07
Open Government	Publicized laws and gov't data	0.72
	Right to information	0.58
	Civic participation	0.53
	Complaint mechanisms	0.53
Fundamental Rights	No discrimination	0.46
	Right to life and security	0.44
	Due process of law	0.35
	Freedom of expression	0.54
	Freedom of religion	0.54
	Right to privacy	0.51
	Freedom of association	0.60
	Labor rights	0.47
Order and Security	Absence of crime	0.56
	Absence of civil conflict	0.88
	Absence of violent redress	0.36
	Respect for due process	0.43
	No expropriation w/out adequate compensation	0.60
Regulatory Enforcement	Effective regulatory enforcement	0.51
	No improper influence	0.62
Civil Justice	Accessibility and affordability	0.64
	No discrimination	0.47
	No corruption	0.64
	No improper gov't influence	0.50
	No unreasonable delay	0.25
	Effective enforcement	0.33
	Impartial and effective ADRs	0.63
	Effective investigations	0.31
	Timely and effective adjudication	0.27
	Effective correctional system	0.18
No discrimination	0.11	
Criminal Justice	No corruption	0.53
	No improper gov't influence	0.51
	Due process of law	0.35
	Effective investigations	0.31
	Timely and effective adjudication	0.27

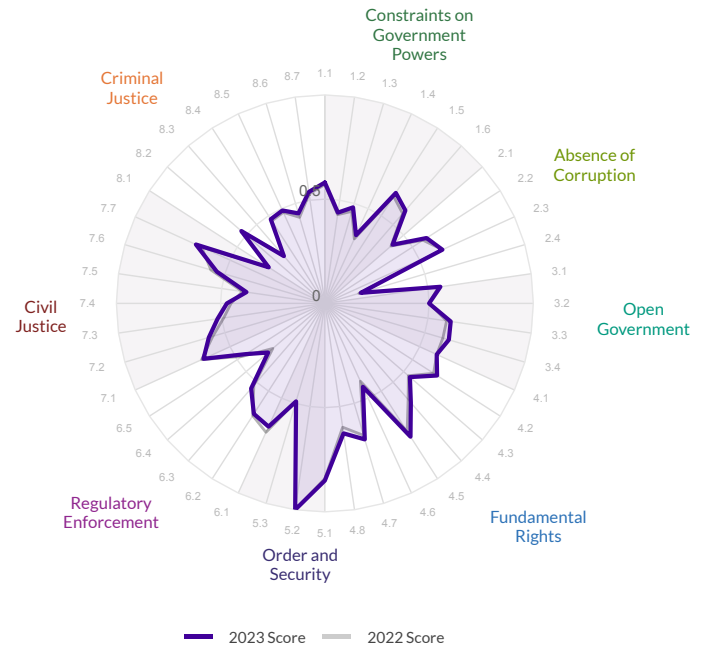
Bulgaria

Region: EU, EFTA, and North America
Income Group: Upper-Middle

The scores range from 0 to 1, where 1 signifies the highest possible score and 0 signifies the lowest possible score.

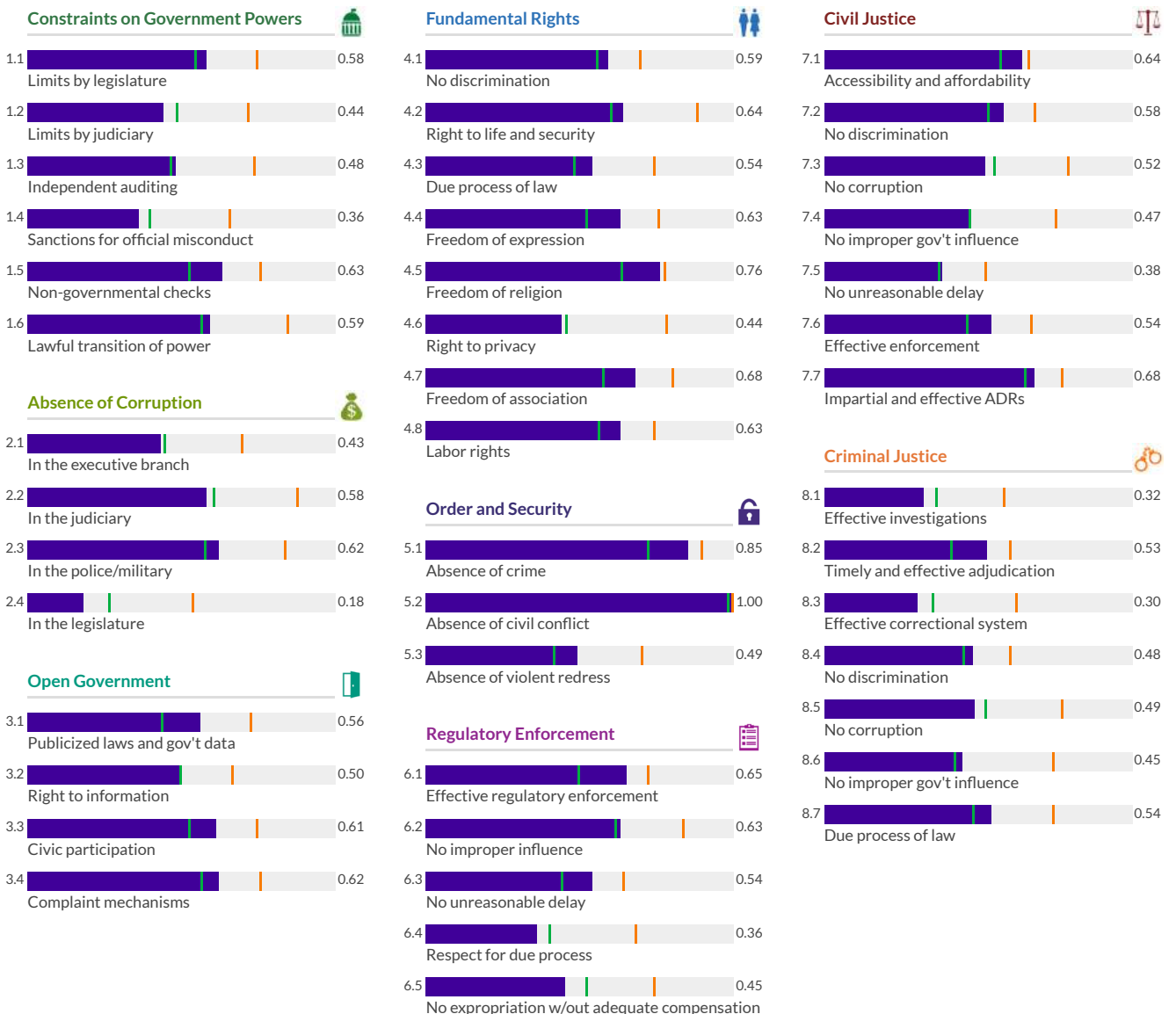
Overall Score	Regional Rank	Income Rank	Global Rank
0.56	30/31	15/41	59/142
Score Change	Rank Change		
0.01▲	3▲		

	Factor Score	Score Change	Regional Rank	Income Rank	Global Rank
Constraints on Government Powers	0.51	0.02	30/31	19/41	75/142
Absence of Corruption	0.45	0.01	31/31	20/41	71/142
Open Government	0.57	0.02	30/31	10/41	48/142
Fundamental Rights	0.61	0.02	29/31	13/41	53/142
Order and Security	0.78	0.00	29/31	11/41	52/142
Regulatory Enforcement	0.53	0.00	30/31	13/41	59/142
Civil Justice	0.54	0.00	30/31	16/41	65/142
Criminal Justice	0.44	0.01	31/31	19/41	70/142



* Indicates statistically significant change at the 10 percent level

Legend: Bulgaria (dark purple), EU, EFTA, and North America (orange), Upper-Middle (green)



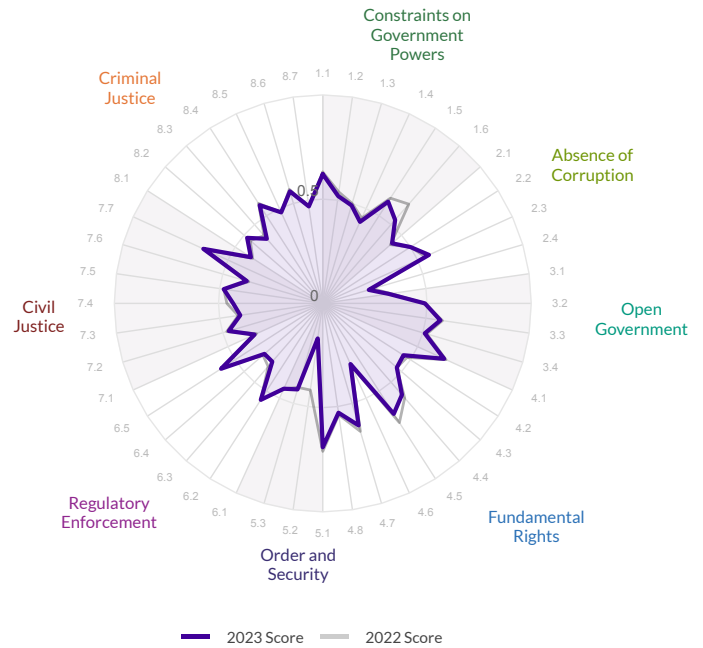
Burkina Faso

Region: Sub-Saharan Africa
Income Group: Low

The scores range from 0 to 1, where 1 signifies the highest possible score and 0 signifies the lowest possible score.

Overall Score	Regional Rank	Income Rank	Global Rank
0.47	11/34	4/18	95/142
Score Change	Rank Change		
-0.02	-11		

Factor	Score	Score Change	Regional Rank	Income Rank	Global Rank
Constraints on Government Powers	0.53	-0.03*	10/34	4/18	70/142
Absence of Corruption	0.43	0.00	11/34	5/18	84/142
Open Government	0.48	-0.01	7/34	2/18	78/142
Fundamental Rights	0.53	-0.02	8/34	2/18	73/142
Order and Security	0.43	-0.09*	31/34	15/18	137/142
Regulatory Enforcement	0.46	-0.01	13/34	5/18	89/142
Civil Justice	0.45	0.00	18/34	7/18	101/142
Criminal Justice	0.48	0.00	6/34	2/18	59/142



* Indicates statistically significant change at the 10 percent level

Low Medium High

Burkina Faso Sub-Saharan Africa Low

Factor	Score	Regional Rank	Income Rank	Global Rank
Constraints on Government Powers				
1.1 Limits by legislature	0.62			
1.2 Limits by judiciary	0.52			
1.3 Independent auditing	0.49			
1.4 Sanctions for official misconduct	0.43			
1.5 Non-governmental checks	0.58			
1.6 Lawful transition of power	0.53			
Absence of Corruption				
2.1 In the executive branch	0.44			
2.2 In the judiciary	0.50			
2.3 In the police/military	0.56			
2.4 In the legislature	0.23			
Open Government				
3.1 Publicized laws and gov't data	0.32			
3.2 Right to information	0.49			
3.3 Civic participation	0.57			
3.4 Complaint mechanisms	0.51			
Fundamental Rights				
4.1 No discrimination	0.64			
4.2 Right to life and security	0.46			
4.3 Due process of law	0.47			
4.4 Freedom of expression	0.58			
4.5 Freedom of religion	0.63			
4.6 Right to privacy	0.32			
4.7 Freedom of association	0.61			
4.8 Labor rights	0.53			
Order and Security				
5.1 Absence of crime	0.69			
5.2 Absence of civil conflict	0.17			
5.3 Absence of violent redress	0.43			
Regulatory Enforcement				
6.1 Effective regulatory enforcement	0.45			
6.2 No improper influence	0.55			
6.3 No unreasonable delay	0.37			
6.4 Respect for due process	0.37			
6.5 No expropriation w/out adequate compensation	0.58			
Civil Justice				
7.1 Accessibility and affordability	0.36			
7.2 No discrimination	0.47			
7.3 No corruption	0.40			
7.4 No improper gov't influence	0.43			
7.5 No unreasonable delay	0.48			
7.6 Effective enforcement	0.38			
7.7 Impartial and effective ADRs	0.63			
Criminal Justice				
8.1 Effective investigations	0.41			
8.2 Timely and effective adjudication	0.48			
8.3 Effective correctional system	0.41			
8.4 No discrimination	0.56			
8.5 No corruption	0.48			
8.6 No improper gov't influence	0.56			
8.7 Due process of law	0.47			

Cambodia

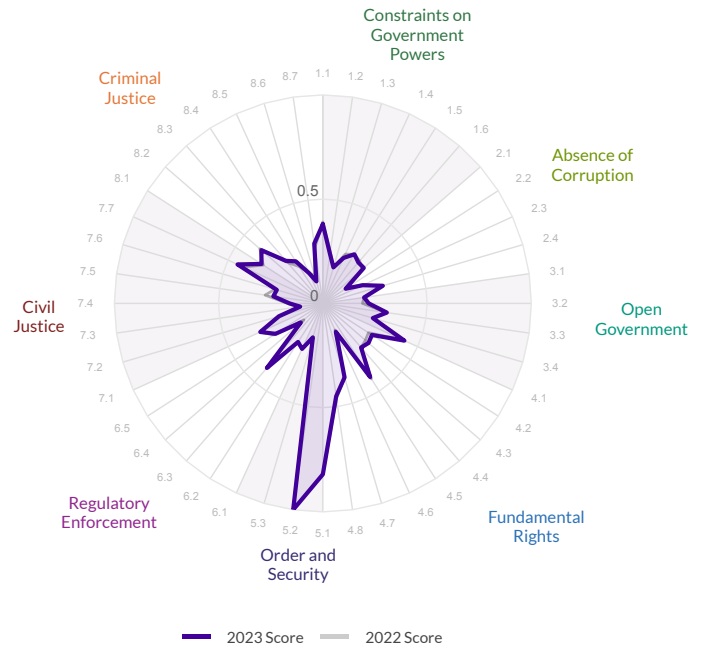
Region: East Asia and Pacific
Income Group: Lower-Middle

The scores range from 0 to 1, where 1 signifies the highest possible score and 0 signifies the lowest possible score.

Overall Score	Regional Rank	Income Rank	Global Rank
0.31	15/15	37/37	141/142

Score Change	Rank Change
0.00	0

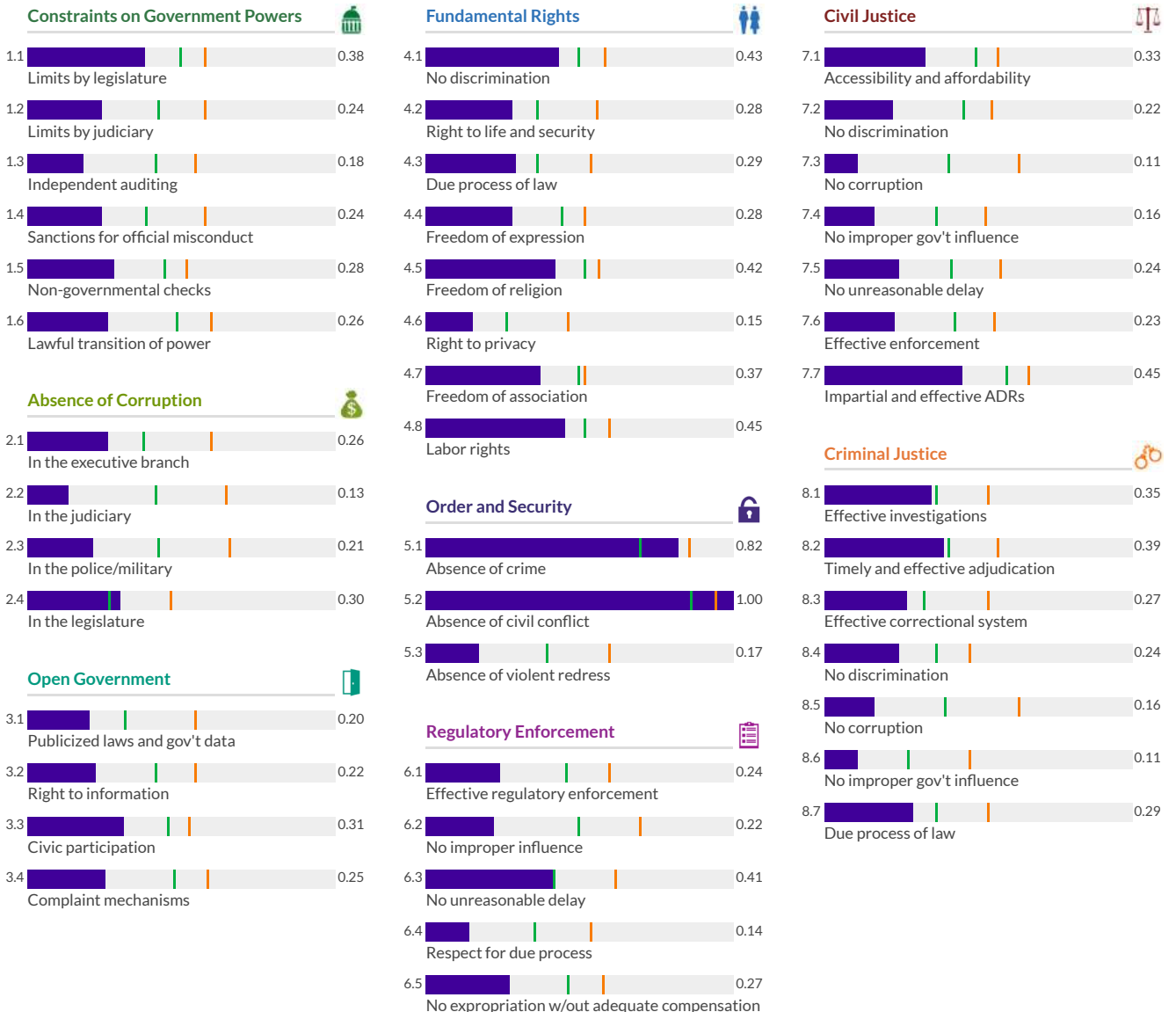
	Factor Score	Score Change	Regional Rank	Income Rank	Global Rank
Constraints on Government Powers	0.26	-0.01	15/15	35/37	138/142
Absence of Corruption	0.23	0.00	15/15	37/37	141/142
Open Government	0.24	0.01	15/15	36/37	141/142
Fundamental Rights	0.33	0.00	13/15	32/37	131/142
Order and Security	0.66	-0.01	14/15	20/37	99/142
Regulatory Enforcement	0.26	0.00	15/15	37/37	141/142
Civil Justice	0.25	-0.01	15/15	37/37	142/142
Criminal Justice	0.26	0.00	14/15	31/37	134/142



* Indicates statistically significant change at the 10 percent level

Low Medium High

Cambodia East Asia and Pacific Lower-Middle



Cameroon

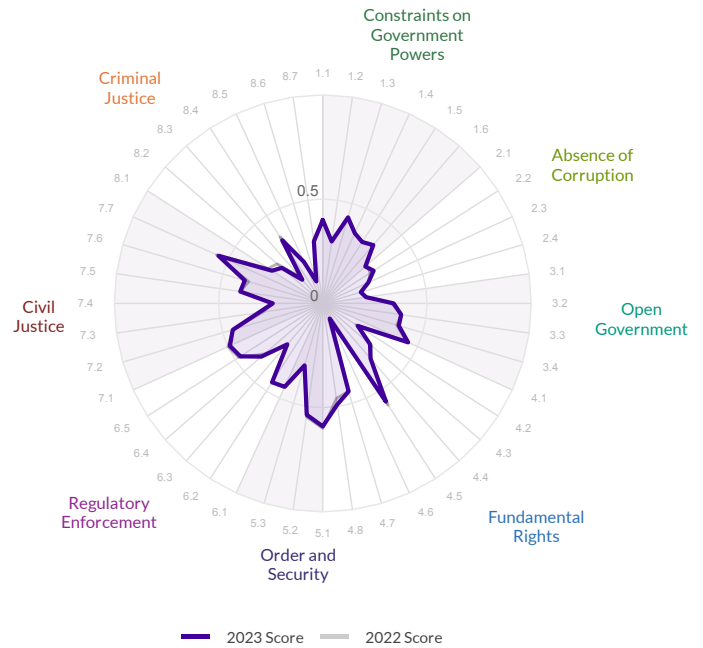
Region: Sub-Saharan Africa
Income Group: Lower-Middle

The scores range from 0 to 1, where 1 signifies the highest possible score and 0 signifies the lowest possible score.

Overall Score	Regional Rank	Income Rank	Global Rank
0.35	33/34	32/37	134/142

Score Change	Rank Change
0.00	2▲

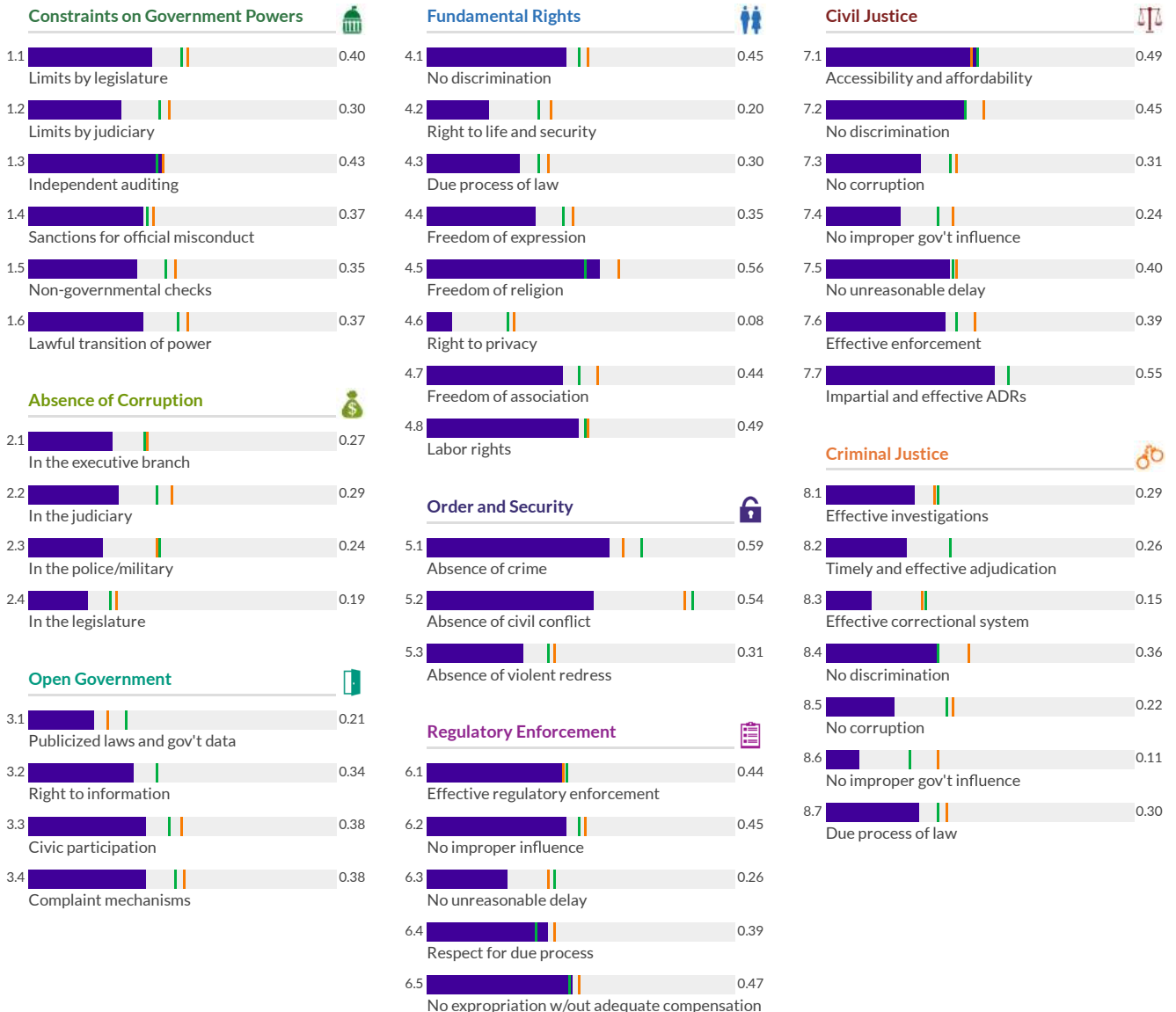
Factor	Score	Score Change	Regional Rank	Income Rank	Global Rank
Constraints on Government Powers	0.37	0.00	28/34	27/37	121/142
Absence of Corruption	0.24	0.00	32/34	35/37	138/142
Open Government	0.33	0.00	31/34	31/37	132/142
Fundamental Rights	0.36	0.00	30/34	30/37	127/142
Order and Security	0.48	-0.01	29/34	34/37	134/142
Regulatory Enforcement	0.40	0.00	24/34	27/37	121/142
Civil Justice	0.40	0.00	28/34	26/37	122/142
Criminal Justice	0.24	-0.02	34/34	36/37	140/142



* Indicates statistically significant change at the 10 percent level

Low Medium High

Cameroon Sub-Saharan Africa Lower-Middle



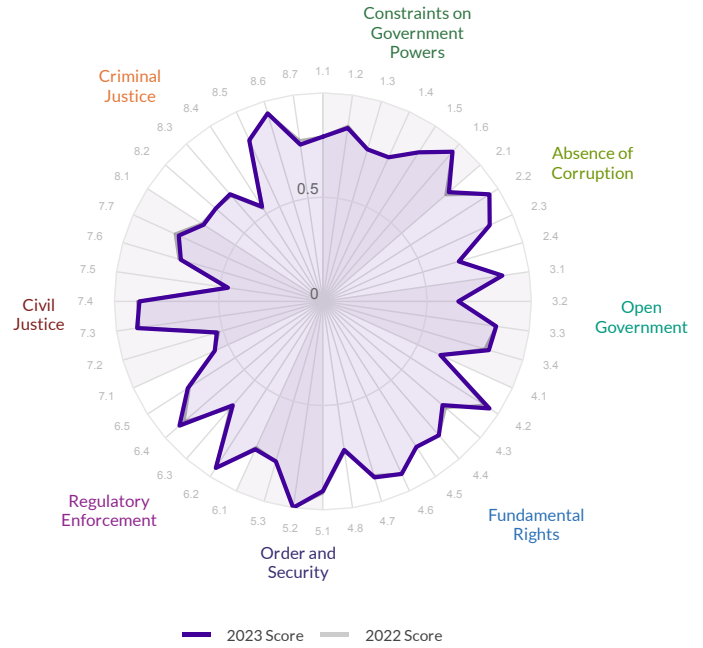
Canada

Region: EU, EFTA, and North America
Income Group: High

The scores range from 0 to 1, where 1 signifies the highest possible score and 0 signifies the lowest possible score.

Overall Score	Regional Rank	Income Rank	Global Rank
0.80	11/31	12/46	12/142
Score Change	Rank Change		
0.00	0		

	Factor Score	Score Change	Regional Rank	Income Rank	Global Rank
Constraints on Government Powers	0.82	0.00	10/31	11/46	11/142
Absence of Corruption	0.83	0.00	7/31	10/46	10/142
Open Government	0.80	0.01	8/31	10/46	10/142
Fundamental Rights	0.81	0.00	12/31	13/46	13/142
Order and Security	0.90	0.00	11/31	15/46	15/142
Regulatory Enforcement	0.81	0.00	9/31	12/46	12/142
Civil Justice	0.69	-0.01	17/31	24/46	24/142
Criminal Justice	0.73	0.00	9/31	12/46	12/142

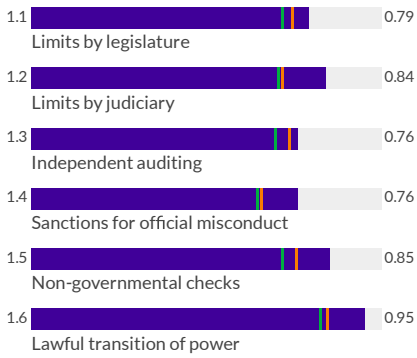


* Indicates statistically significant change at the 10 percent level

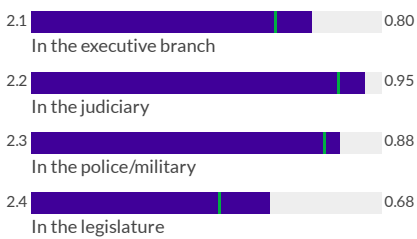
Low Medium High

Canada EU, EFTA, and North America High

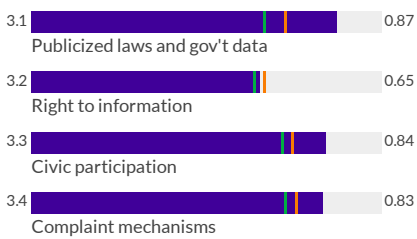
Constraints on Government Powers



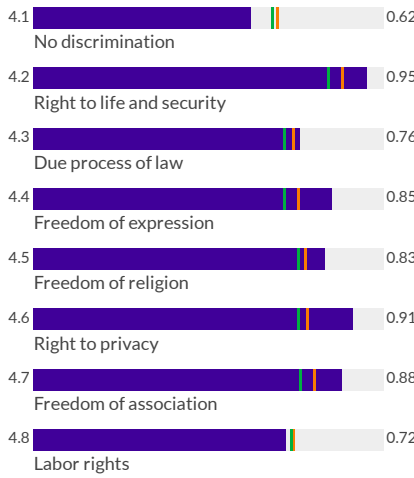
Absence of Corruption



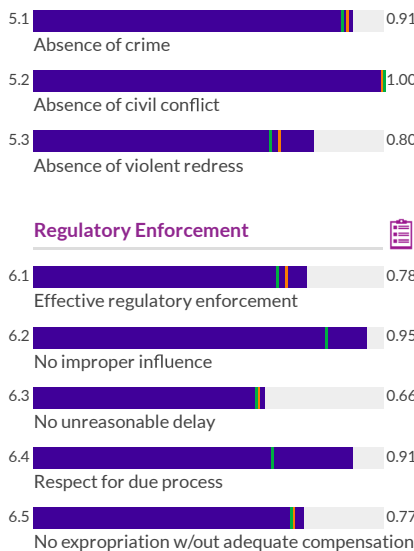
Open Government



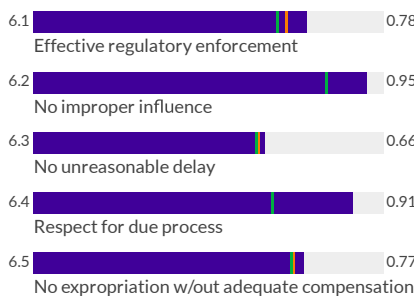
Fundamental Rights



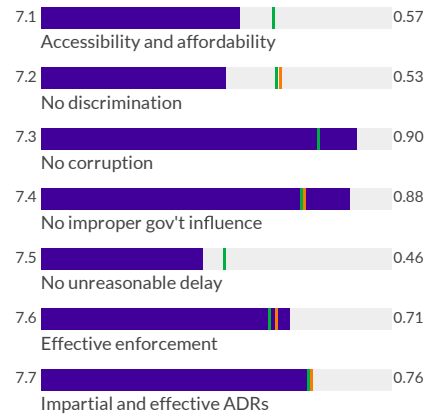
Order and Security



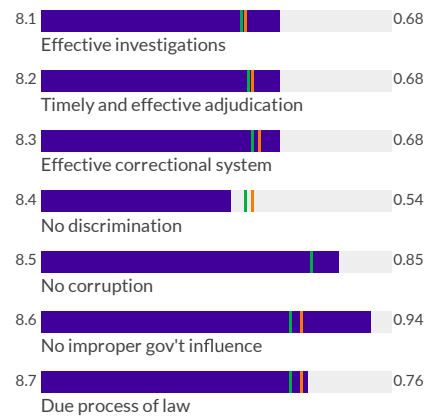
Regulatory Enforcement



Civil Justice



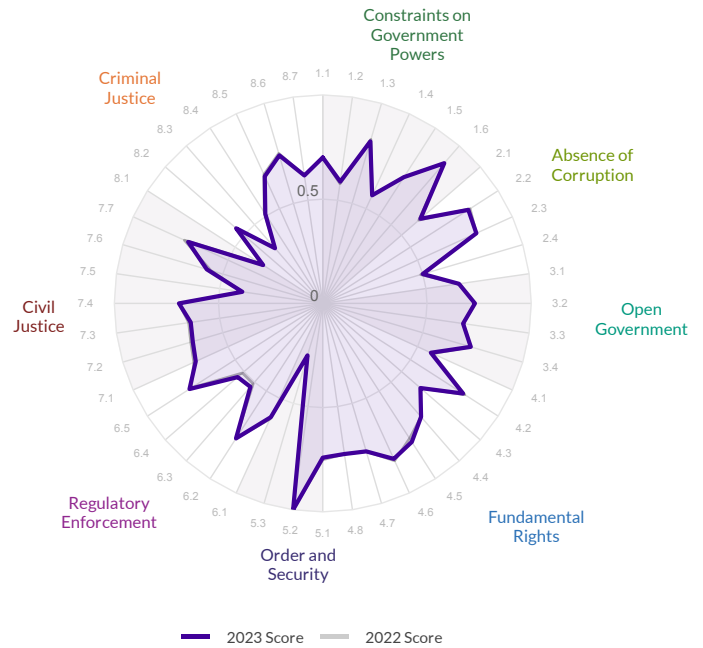
Criminal Justice



The scores range from 0 to 1, where 1 signifies the highest possible score and 0 signifies the lowest possible score.

Overall Score	Regional Rank	Income Rank	Global Rank
0.66	3/32	32/46	33/142
Score Change	Rank Change		
0.00	0		

Factor	Score	Score Change	Regional Rank	Income Rank	Global Rank
Constraints on Government Powers	0.71	0.00	3/32	24/46	25/142
Absence of Corruption	0.69	0.00	3/32	28/46	28/142
Open Government	0.70	0.00	2/32	23/46	23/142
Fundamental Rights	0.72	0.00	4/32	30/46	31/142
Order and Security	0.67	0.00	15/32	45/46	96/142
Regulatory Enforcement	0.64	0.01	3/32	31/46	32/142
Civil Justice	0.62	0.00	7/32	35/46	41/142
Criminal Justice	0.54	-0.01	9/32	38/46	48/142



* Indicates statistically significant change at the 10 percent level

Low Medium High

Chile Latin America and Caribbean High



China

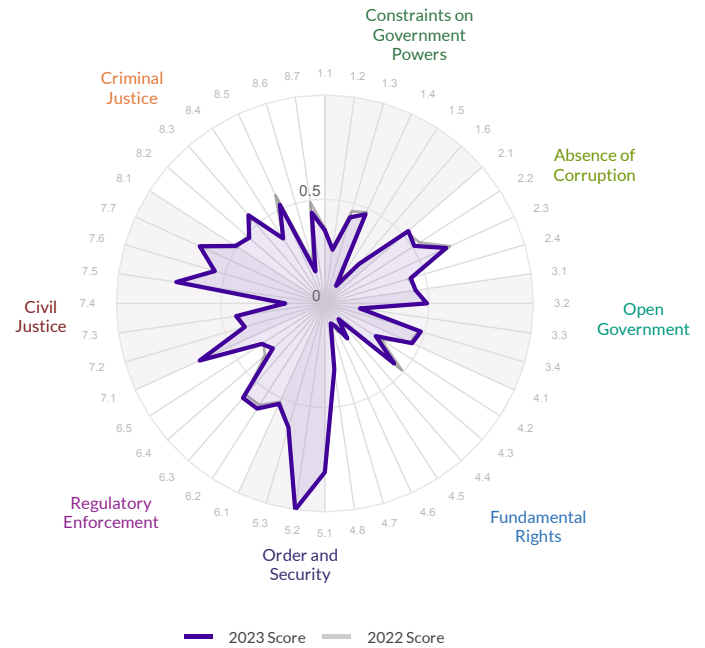
Region: East Asia and Pacific
Income Group: Upper-Middle

The scores range from 0 to 1, where 1 signifies the highest possible score and 0 signifies the lowest possible score.

Overall Score	Regional Rank	Income Rank	Global Rank
0.47	12/15	33/41	97/142

Score Change	Rank Change
0.00	0

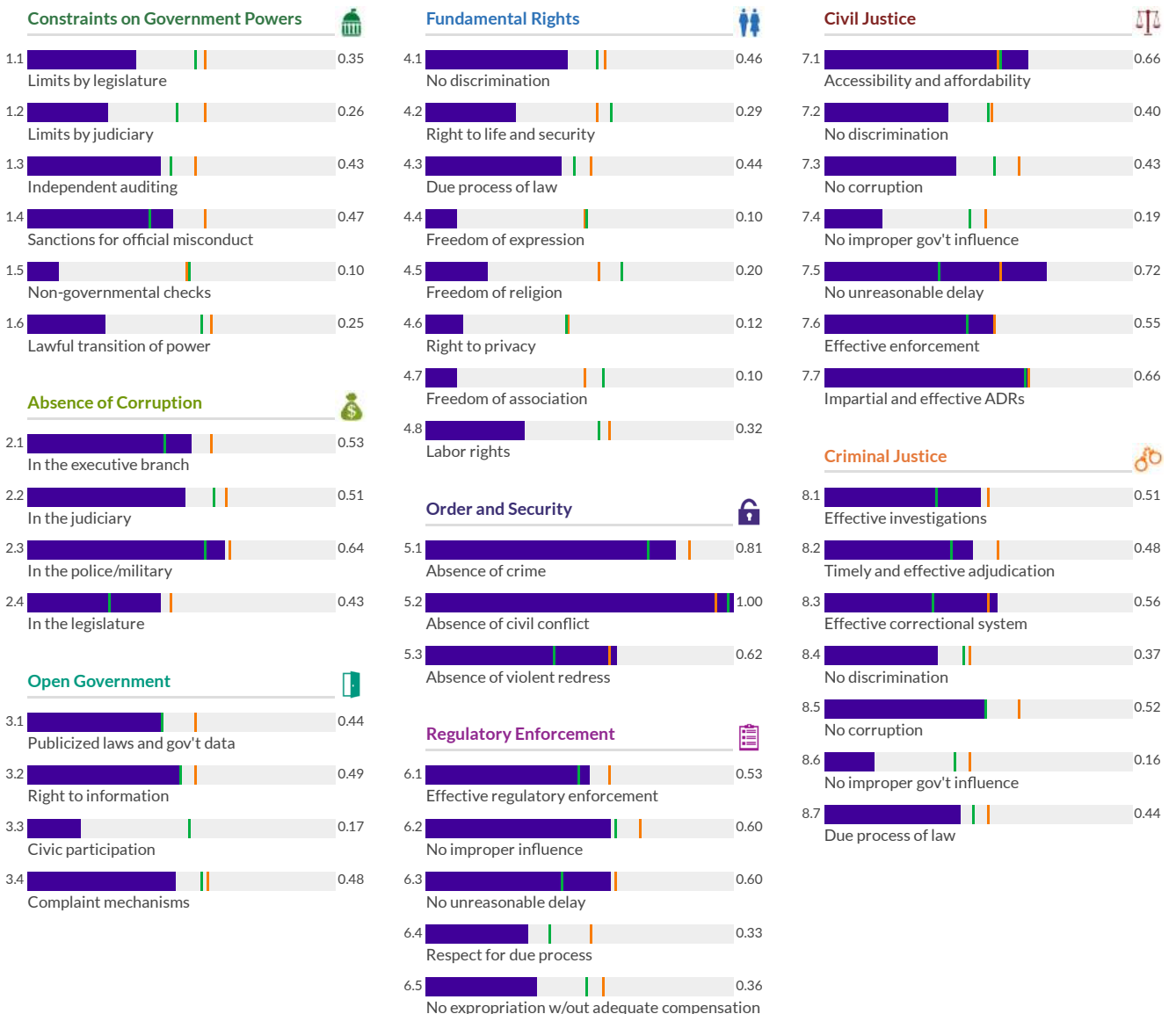
	Factor Score	Score Change	Regional Rank	Income Rank	Global Rank
Constraints on Government Powers	0.31	-0.01	13/15	38/41	134/142
Absence of Corruption	0.53	-0.01	8/15	12/41	57/142
Open Government	0.40	0.00	13/15	36/41	108/142
Fundamental Rights	0.25	-0.01	14/15	41/41	139/142
Order and Security	0.81	0.00	7/15	3/41	39/142
Regulatory Enforcement	0.49	0.00	9/15	19/41	74/142
Civil Justice	0.52	0.00	9/15	21/41	73/142
Criminal Justice	0.43	-0.02	10/15	21/41	74/142



* Indicates statistically significant change at the 10 percent level

Low Medium High

China East Asia and Pacific Upper-Middle



Colombia

Region: Latin America and Caribbean
Income Group: Upper-Middle

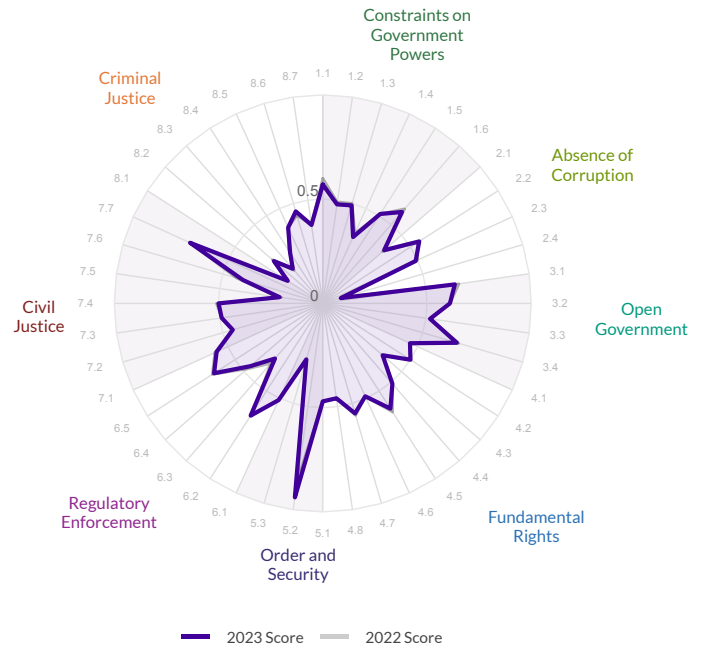
The scores range from 0 to 1, where 1 signifies the highest possible score and 0 signifies the lowest possible score.

Overall Score	Regional Rank	Income Rank	Global Rank
0.48	22/32	31/41	94/142
Score Change	Rank Change		
0.00	-1 ▼		

	Factor Score	Score Change	Regional Rank	Income Rank	Global Rank
Constraints on Government Powers	0.50	-0.01	21/32	23/41	84/142
Absence of Corruption	0.38	0.00	21/32	32/41	103/142
Open Government	0.61	-0.01	4/32	3/41	36/142
Fundamental Rights	0.49	0.00	24/32	29/41	89/142
Order and Security	0.56	0.02*	29/32	39/41	129/142
Regulatory Enforcement	0.52	-0.01	12/32	16/41	63/142
Civil Justice	0.47	0.00	20/32	29/41	91/142
Criminal Justice	0.32	0.00	22/32	35/41	115/142

* Indicates statistically significant change at the 10 percent level

Low Medium High



Colombia Latin America and Caribbean Upper-Middle

Factor	Score	2023 Score	2022 Score
Constraints on Government Powers			
1.1 Limits by legislature	0.57	0.57	0.57
1.2 Limits by judiciary	0.48	0.48	0.48
1.3 Independent auditing	0.49	0.49	0.49
1.4 Sanctions for official misconduct	0.35	0.35	0.35
1.5 Non-governmental checks	0.51	0.51	0.51
1.6 Lawful transition of power	0.58	0.58	0.58
Absence of Corruption			
2.1 In the executive branch	0.39	0.39	0.39
2.2 In the judiciary	0.55	0.55	0.55
2.3 In the police/military	0.49	0.49	0.49
2.4 In the legislature	0.09	0.09	0.09
Open Government			
3.1 Publicized laws and gov't data	0.64	0.64	0.64
3.2 Right to information	0.61	0.61	0.61
3.3 Civic participation	0.52	0.52	0.52
3.4 Complaint mechanisms	0.67	0.67	0.67
Fundamental Rights			
4.1 No discrimination	0.46	0.46	0.46
4.2 Right to life and security	0.50	0.50	0.50
4.3 Due process of law	0.38	0.38	0.38
4.4 Freedom of expression	0.51	0.51	0.51
4.5 Freedom of religion	0.60	0.60	0.60
4.6 Right to privacy	0.49	0.49	0.49
4.7 Freedom of association	0.55	0.55	0.55
4.8 Labor rights	0.46	0.46	0.46
Order and Security			
5.1 Absence of crime	0.47	0.47	0.47
5.2 Absence of civil conflict	0.94	0.94	0.94
5.3 Absence of violent redress	0.28	0.28	0.28
Regulatory Enforcement			
6.1 Effective regulatory enforcement	0.51	0.51	0.51
6.2 No improper influence	0.64	0.64	0.64
6.3 No unreasonable delay	0.35	0.35	0.35
6.4 Respect for due process	0.46	0.46	0.46
6.5 No expropriation w/out adequate compensation	0.62	0.62	0.62
Civil Justice			
7.1 Accessibility and affordability	0.56	0.56	0.56
7.2 No discrimination	0.45	0.45	0.45
7.3 No corruption	0.49	0.49	0.49
7.4 No improper gov't influence	0.50	0.50	0.50
7.5 No unreasonable delay	0.21	0.21	0.21
7.6 Effective enforcement	0.40	0.40	0.40
7.7 Impartial and effective ADRs	0.70	0.70	0.70
Criminal Justice			
8.1 Effective investigations	0.20	0.20	0.20
8.2 Timely and effective adjudication	0.31	0.31	0.31
8.3 Effective correctional system	0.22	0.22	0.22
8.4 No discrimination	0.29	0.29	0.29
8.5 No corruption	0.40	0.40	0.40
8.6 No improper gov't influence	0.46	0.46	0.46
8.7 Due process of law	0.38	0.38	0.38

Congo, Dem. Rep.

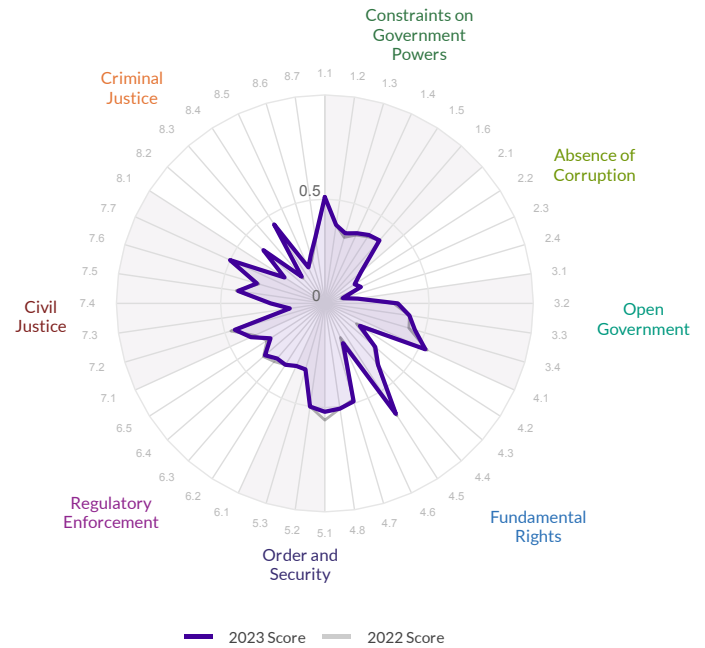
Region: Sub-Saharan Africa
Income Group: Low

The scores range from 0 to 1, where 1 signifies the highest possible score and 0 signifies the lowest possible score.

Overall Score	Regional Rank	Income Rank	Global Rank
0.34	34/34	17/18	138/142

Score Change	Rank Change
0.00	1 ▲

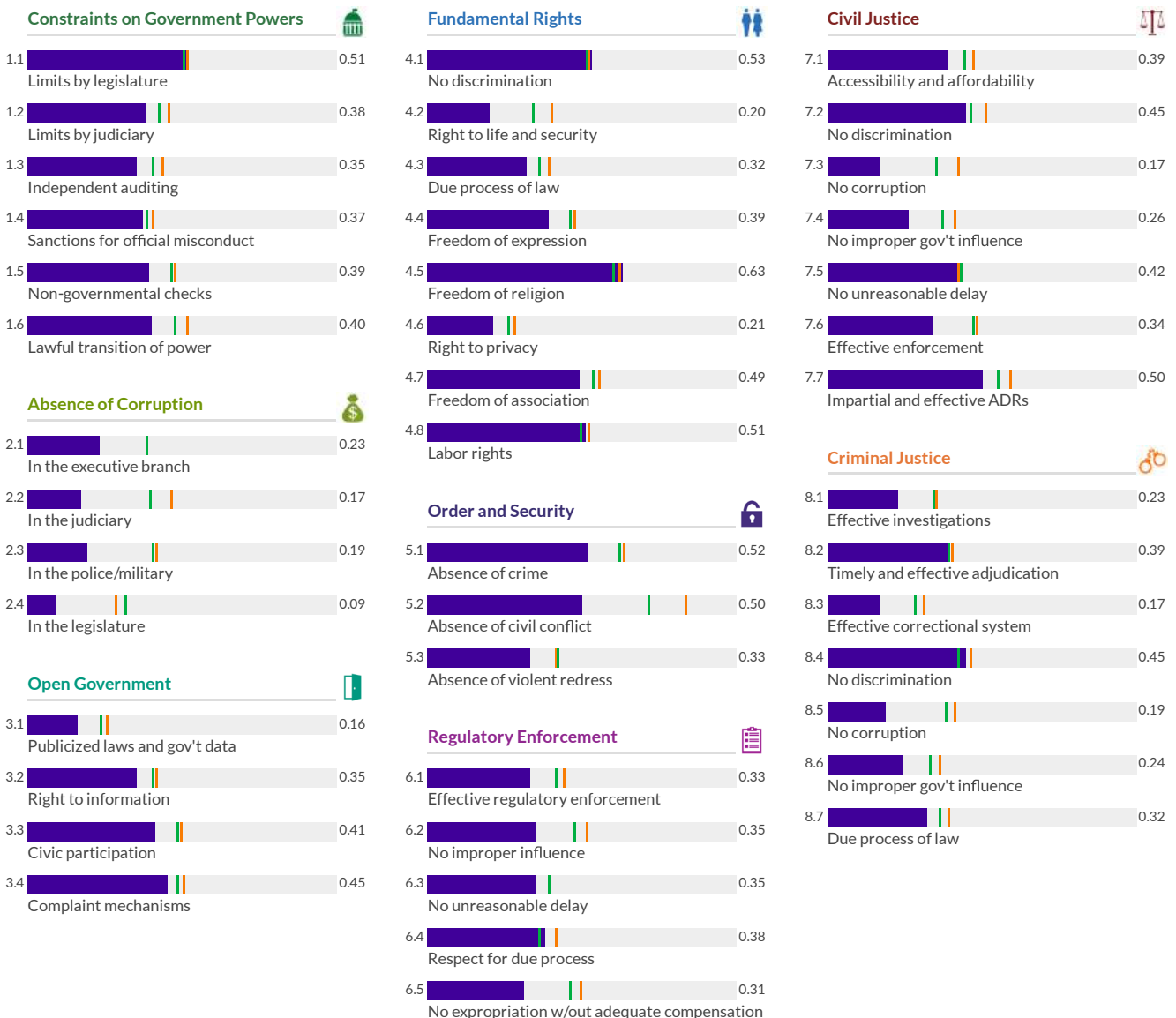
	Factor Score	Score Change	Regional Rank	Income Rank	Global Rank
Constraints on Government Powers	0.40	0.01	22/34	11/18	112/142
Absence of Corruption	0.17	0.00	34/34	18/18	142/142
Open Government	0.34	0.01	28/34	16/18	128/142
Fundamental Rights	0.41	0.01	24/34	12/18	118/142
Order and Security	0.45	-0.01*	30/34	14/18	136/142
Regulatory Enforcement	0.34	-0.01	32/34	17/18	137/142
Civil Justice	0.36	0.00	33/34	16/18	132/142
Criminal Justice	0.28	0.01	31/34	16/18	128/142



* Indicates statistically significant change at the 10 percent level

Low Medium High

— Congo, Dem. Rep. — Sub-Saharan Africa — Low



Congo, Rep.

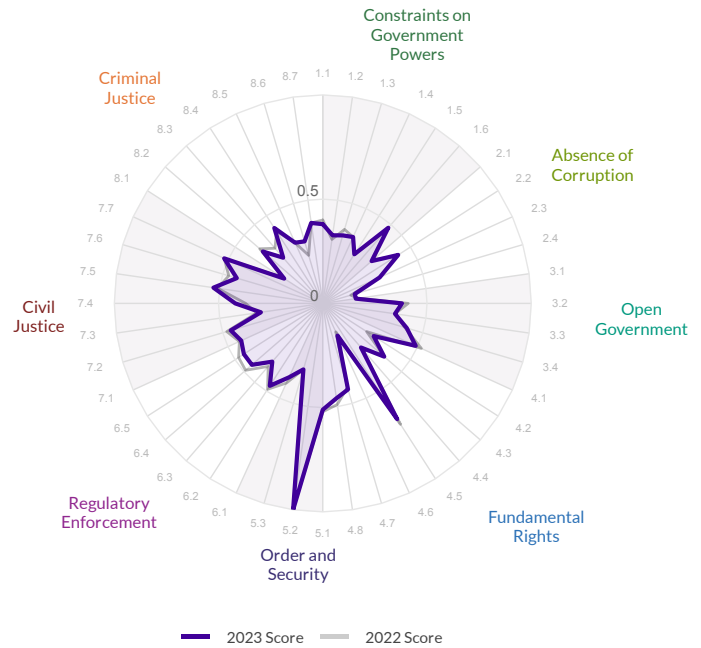
Region: Sub-Saharan Africa
Income Group: Lower-Middle

The scores range from 0 to 1, where 1 signifies the highest possible score and 0 signifies the lowest possible score.

Overall Score	Regional Rank	Income Rank	Global Rank
0.40	25/34	25/37	122/142

Score Change	Rank Change
-0.01 ▾	0

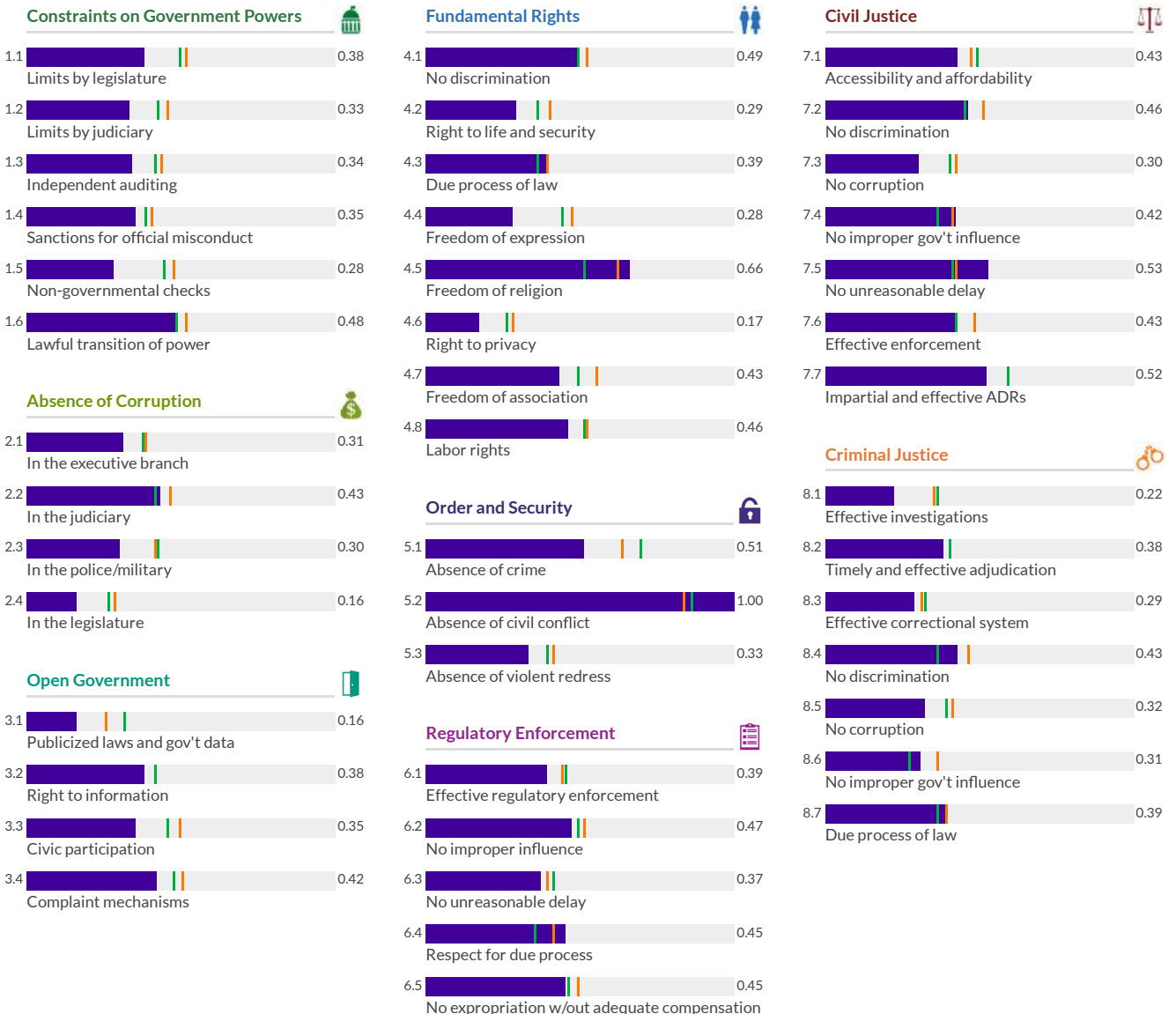
	Factor Score	Score Change	Regional Rank	Income Rank	Global Rank
Constraints on Government Powers	0.36	0.00	29/34	28/37	124/142
Absence of Corruption	0.30	0.00	26/34	29/37	126/142
Open Government	0.33	-0.01	30/34	30/37	131/142
Fundamental Rights	0.40	0.00	26/34	26/37	121/142
Order and Security	0.61	0.00	21/34	28/37	117/142
Regulatory Enforcement	0.43	-0.03	19/34	23/37	110/142
Civil Justice	0.44	0.00	19/34	20/37	106/142
Criminal Justice	0.34	0.00	24/34	22/37	108/142



* Indicates statistically significant change at the 10 percent level

Low Medium High

Congo, Rep. Sub-Saharan Africa Lower-Middle



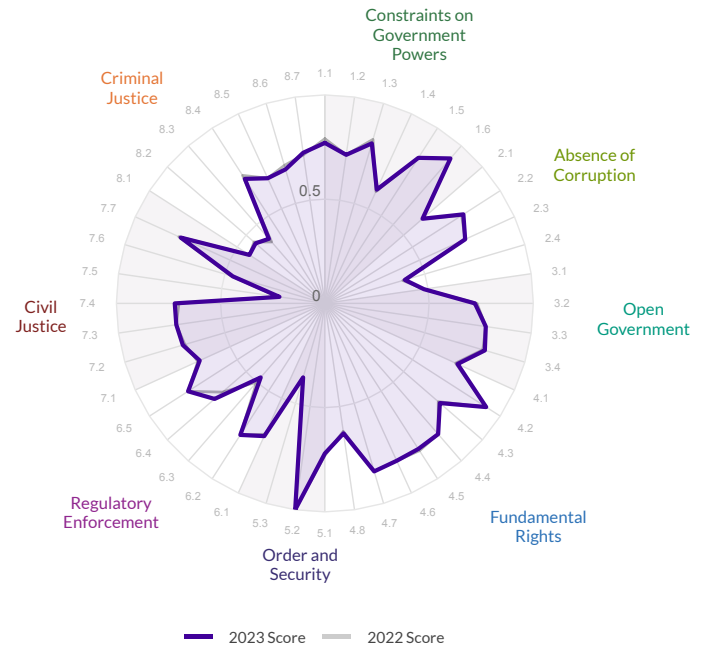
Costa Rica

Region: Latin America and Caribbean
Income Group: Upper-Middle

The scores range from 0 to 1, where 1 signifies the highest possible score and 0 signifies the lowest possible score.

Overall Score	Regional Rank	Income Rank	Global Rank
0.68	2/32	1/41	29/142
Score Change	Rank Change		
0.00	0		

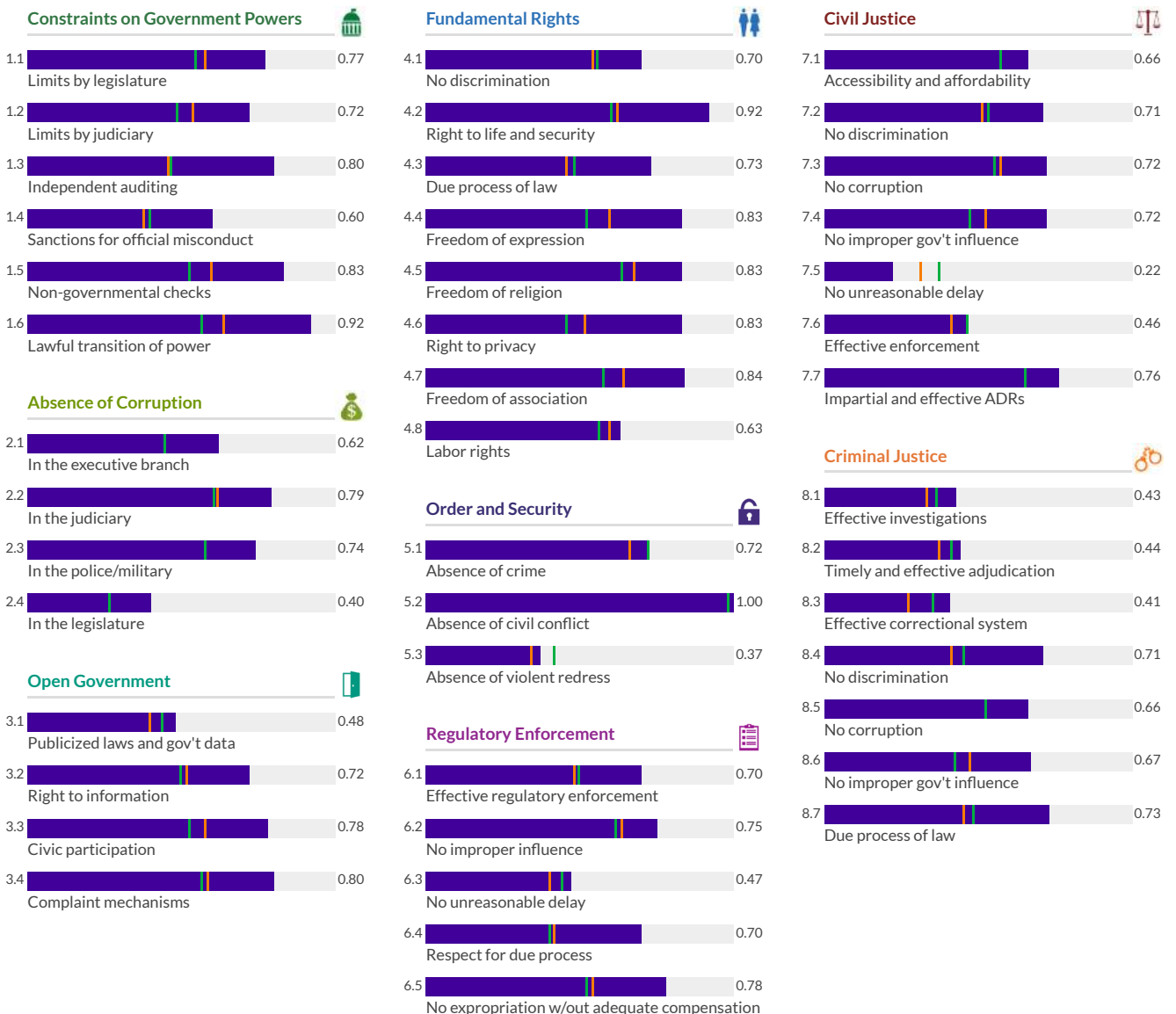
	Factor Score	Score Change	Regional Rank	Income Rank	Global Rank
Constraints on Government Powers	0.77	-0.01	1/32	1/41	16/142
Absence of Corruption	0.64	0.01	7/32	4/41	42/142
Open Government	0.70	0.00	3/32	1/41	24/142
Fundamental Rights	0.79	0.00	2/32	1/41	16/142
Order and Security	0.70	0.00	13/32	26/41	85/142
Regulatory Enforcement	0.68	0.00	2/32	1/41	28/142
Civil Justice	0.61	0.00	9/32	10/41	47/142
Criminal Justice	0.58	0.00	5/32	3/41	36/142



* Indicates statistically significant change at the 10 percent level

Low Medium High

Costa Rica Latin America and Caribbean Upper-Middle



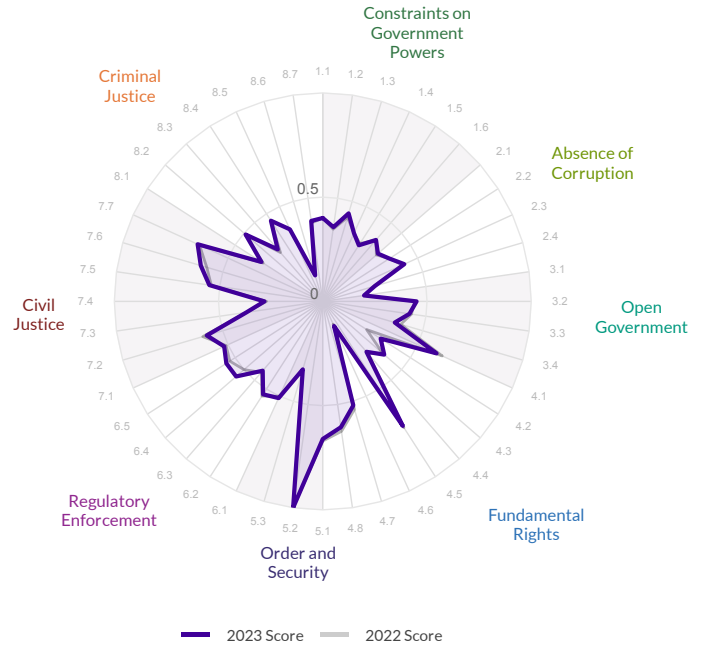
Côte d'Ivoire

The scores range from 0 to 1, where 1 signifies the highest possible score and 0 signifies the lowest possible score.

Overall Score	Regional Rank	Income Rank	Global Rank
0.45	16/34	19/37	106/142

Score Change	Rank Change
0.00	4 ▲

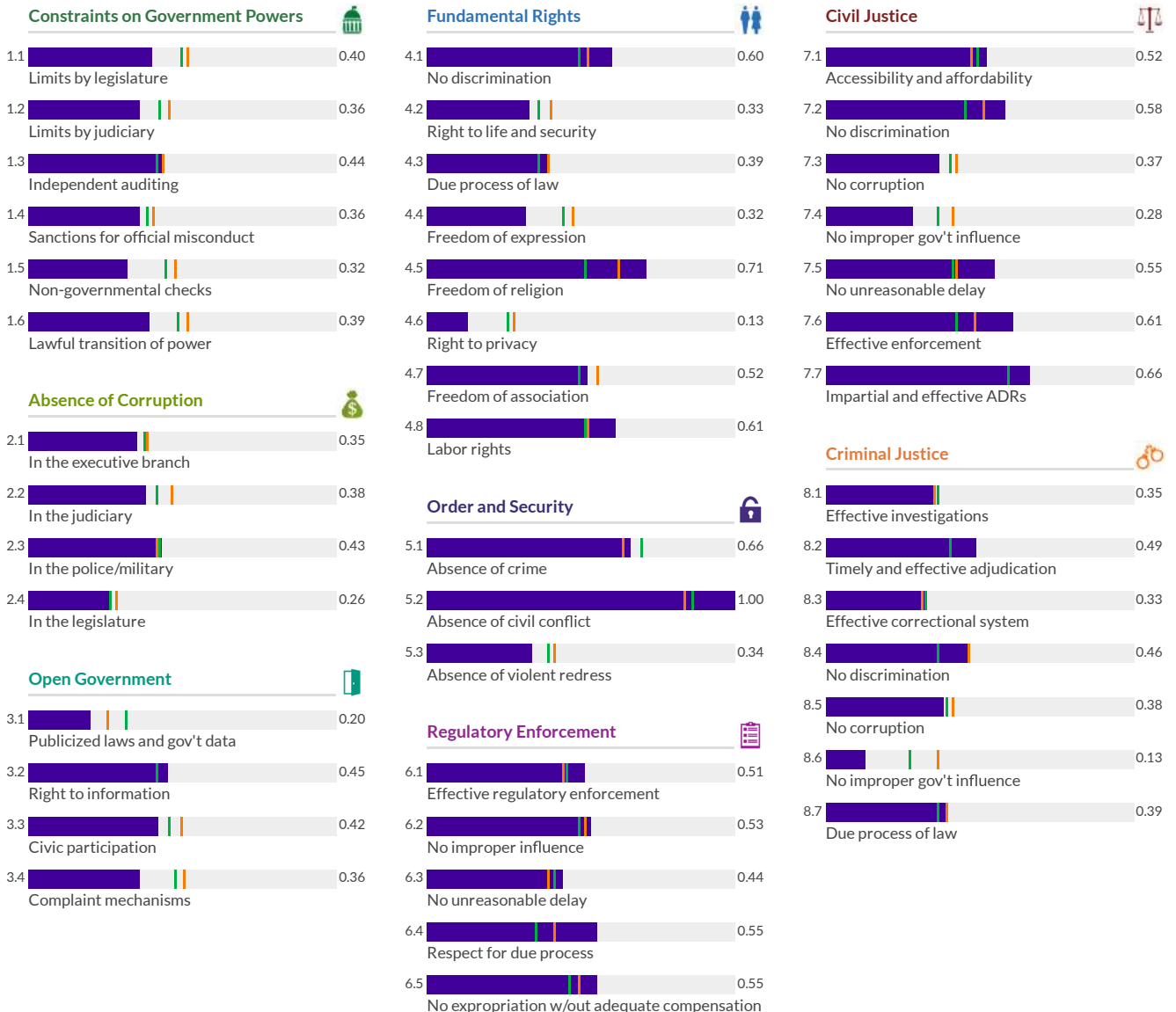
	Factor Score	Score Change	Regional Rank	Income Rank	Global Rank
Constraints on Government Powers	0.38	0.00	26/34	24/37	117/142
Absence of Corruption	0.35	0.01	19/34	21/37	111/142
Open Government	0.36	0.00	26/34	27/37	124/142
Fundamental Rights	0.45	0.00	20/34	15/37	105/142
Order and Security	0.67	0.00	16/34	19/37	97/142
Regulatory Enforcement	0.52	0.01	8/34	4/37	62/142
Civil Justice	0.51	0.01	9/34	9/37	77/142
Criminal Justice	0.36	0.00	18/34	20/37	100/142



* Indicates statistically significant change at the 10 percent level

Low Medium High

Côte d'Ivoire Sub-Saharan Africa Lower-Middle



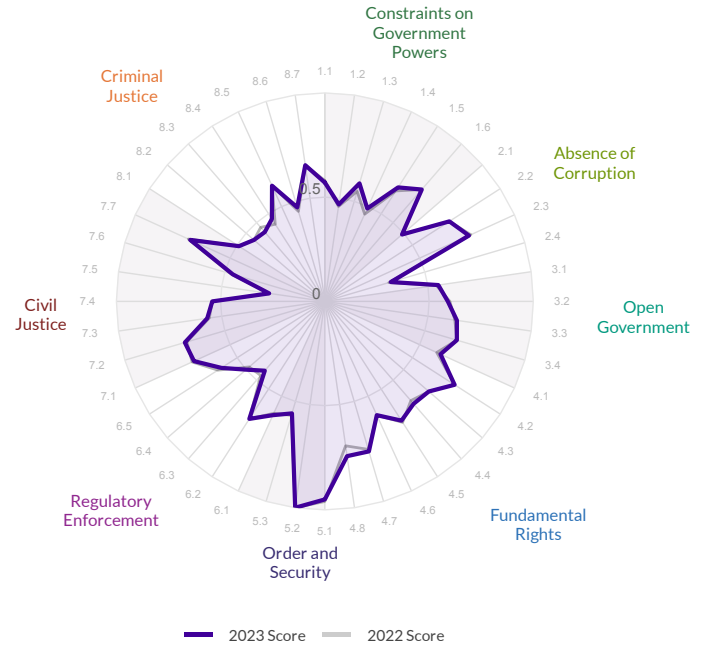
Croatia

Region: EU, EFTA, and North America
Income Group: High

The scores range from 0 to 1, where 1 signifies the highest possible score and 0 signifies the lowest possible score.

Overall Score	Regional Rank	Income Rank	Global Rank
0.61	28/31	40/46	45/142
Score Change	Rank Change		
0.00	2▲		

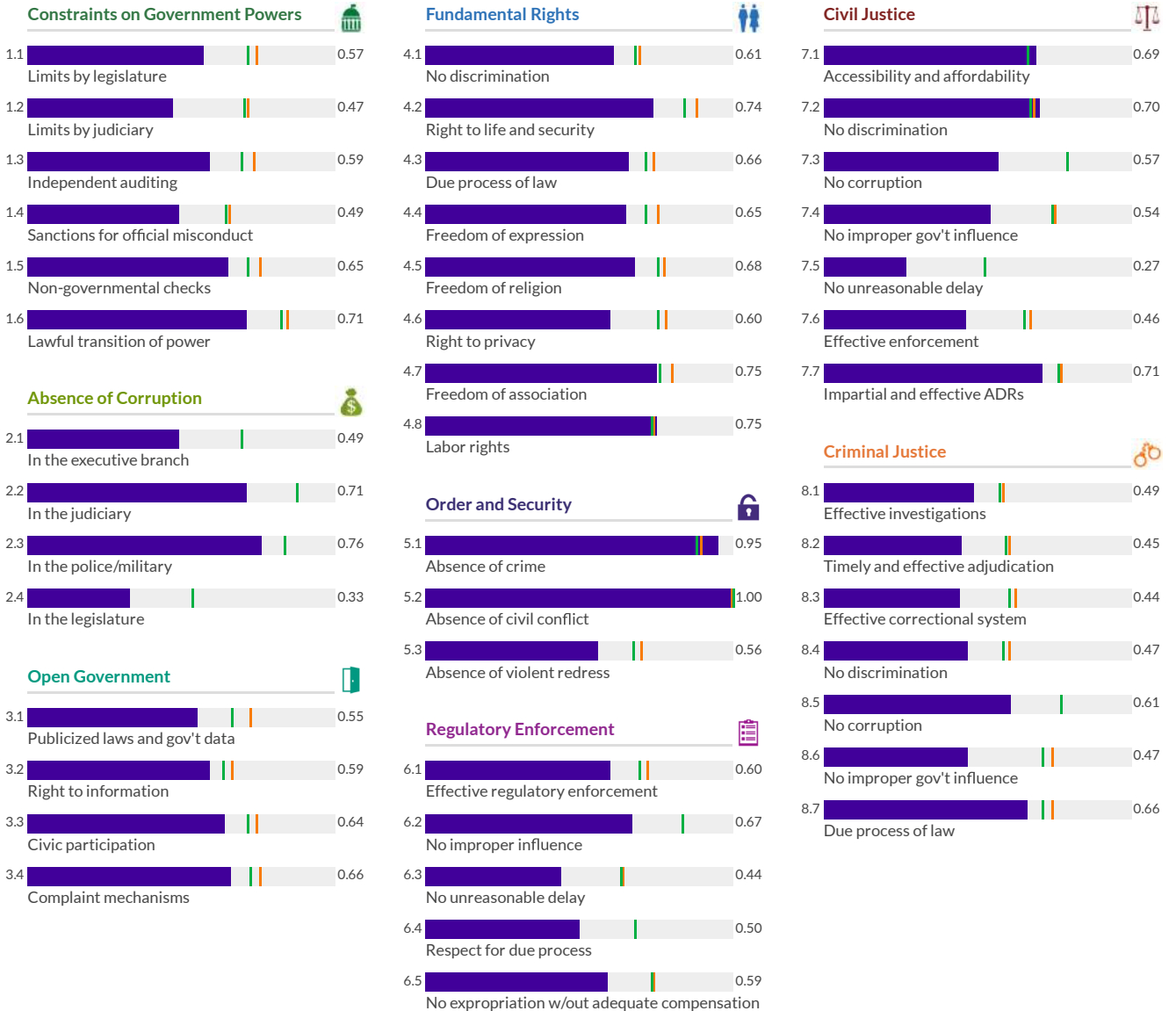
	Factor Score	Score Change	Regional Rank	Income Rank	Global Rank
Constraints on Government Powers	0.58	0.02	28/31	39/46	53/142
Absence of Corruption	0.57	0.00	26/31	40/46	50/142
Open Government	0.61	0.00	26/31	34/46	37/142
Fundamental Rights	0.68	0.01	25/31	34/46	37/142
Order and Security	0.84	-0.01	21/31	29/46	31/142
Regulatory Enforcement	0.56	-0.01	28/31	41/46	50/142
Civil Justice	0.56	0.00	28/31	42/46	58/142
Criminal Justice	0.51	0.00	28/31	41/46	54/142



* Indicates statistically significant change at the 10 percent level

Low Medium High

— Croatia — EU, EFTA, and North America — High



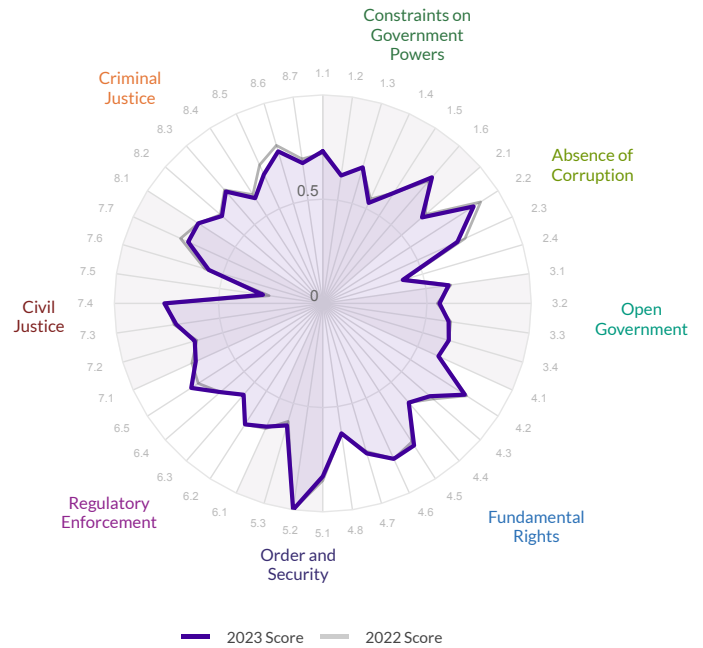
Cyprus

Region: EU, EFTA, and North America
Income Group: High

The scores range from 0 to 1, where 1 signifies the highest possible score and 0 signifies the lowest possible score.

Overall Score	Regional Rank	Income Rank	Global Rank
0.68	23/31	30/46	31/142
Score Change	Rank Change		
-0.01	-3		

	Factor Score	Score Change	Regional Rank	Income Rank	Global Rank
Constraints on Government Powers	0.66	0.00	24/31	31/46	32/142
Absence of Corruption	0.65	-0.03	24/31	36/46	40/142
Open Government	0.60	0.00	28/31	36/46	40/142
Fundamental Rights	0.72	0.00	24/31	31/46	32/142
Order and Security	0.81	0.00	26/31	34/46	38/142
Regulatory Enforcement	0.66	0.00	20/31	28/46	29/142
Civil Justice	0.62	-0.01	23/31	34/46	40/142
Criminal Justice	0.68	-0.02	17/31	23/46	23/142



* Indicates statistically significant change at the 10 percent level

Low Medium High

Cyprus EU, EFTA, and North America High

Factor	Score	Regional Rank	Income Rank	Global Rank
Constraints on Government Powers				
1.1 Limits by legislature	0.73			
1.2 Limits by judiciary	0.62			
1.3 Independent auditing	0.68			
1.4 Sanctions for official misconduct	0.53			
1.5 Non-governmental checks	0.63			
1.6 Lawful transition of power	0.80			
Absence of Corruption				
2.1 In the executive branch	0.63			
2.2 In the judiciary	0.86			
2.3 In the police/military	0.71			
2.4 In the legislature	0.40			
Open Government				
3.1 Publicized laws and gov't data	0.61			
3.2 Right to information	0.56			
3.3 Civic participation	0.61			
3.4 Complaint mechanisms	0.63			
Fundamental Rights				
4.1 No discrimination	0.61			
4.2 Right to life and security	0.81			
4.3 Due process of law	0.68			
4.4 Freedom of expression	0.63			
4.5 Freedom of religion	0.81			
4.6 Right to privacy	0.82			
4.7 Freedom of association	0.75			
4.8 Labor rights	0.63			
Order and Security				
5.1 Absence of crime	0.83			
5.2 Absence of civil conflict	1.00			
5.3 Absence of violent redress	0.61			
Regulatory Enforcement				
6.1 Effective regulatory enforcement	0.65			
6.2 No improper influence	0.69			
6.3 No unreasonable delay	0.58			
6.4 Respect for due process	0.65			
6.5 No expropriation w/out adequate compensation	0.75			
Civil Justice				
7.1 Accessibility and affordability	0.67			
7.2 No discrimination	0.64			
7.3 No corruption	0.71			
7.4 No improper gov't influence	0.76			
7.5 No unreasonable delay	0.29			
7.6 Effective enforcement	0.57			
7.7 Impartial and effective ADRs	0.71			
Criminal Justice				
8.1 Effective investigations	0.71			
8.2 Timely and effective adjudication	0.64			
8.3 Effective correctional system	0.71			
8.4 No discrimination	0.60			
8.5 No corruption	0.68			
8.6 No improper gov't influence	0.76			
8.7 Due process of law	0.68			

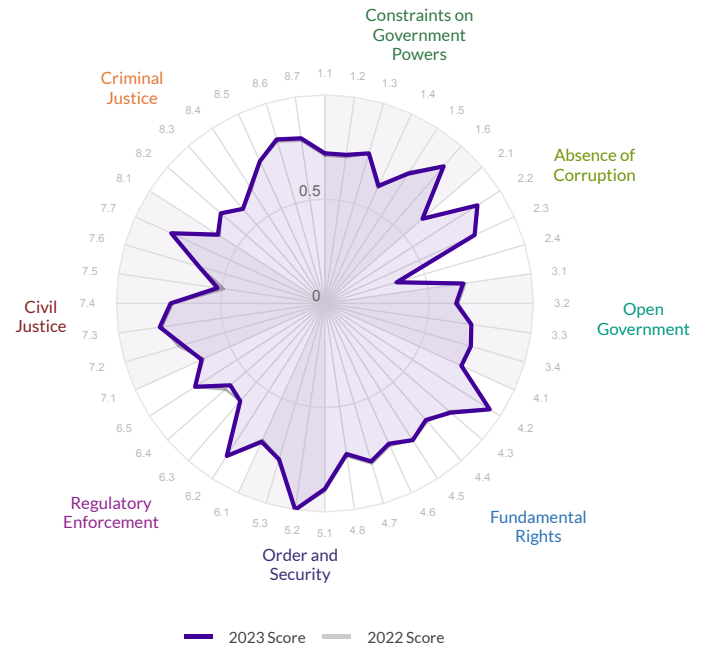
Czechia

Region: EU, EFTA, and North America
Income Group: High

The scores range from 0 to 1, where 1 signifies the highest possible score and 0 signifies the lowest possible score.

Overall Score	Regional Rank	Income Rank	Global Rank
0.73	15/31	20/46	20/142
Score Change	Rank Change		
0.00	0		

	Factor Score	Score Change	Regional Rank	Income Rank	Global Rank
Constraints on Government Powers	0.74	0.00	16/31	19/46	20/142
Absence of Corruption	0.66	0.00	23/31	34/46	37/142
Open Government	0.69	0.00	20/31	27/46	28/142
Fundamental Rights	0.78	0.00	16/31	19/46	20/142
Order and Security	0.89	0.00	14/31	18/46	19/142
Regulatory Enforcement	0.71	0.00	17/31	23/46	23/142
Civil Justice	0.69	0.00	14/31	21/46	21/142
Criminal Justice	0.70	0.00	14/31	19/46	19/142



* Indicates statistically significant change at the 10 percent level

— Czechia — EU, EFTA, and North America — High

Factor	Score	EU, EFTA, and North America	High
Constraints on Government Powers			
1.1 Limits by legislature	0.72		
1.2 Limits by judiciary	0.72		
1.3 Independent auditing	0.75		
1.4 Sanctions for official misconduct	0.62		
1.5 Non-governmental checks	0.74		
1.6 Lawful transition of power	0.87		
Absence of Corruption			
2.1 In the executive branch	0.62		
2.2 In the judiciary	0.87		
2.3 In the police/military	0.79		
2.4 In the legislature	0.36		
Open Government			
3.1 Publicized laws and gov't data	0.67		
3.2 Right to information	0.63		
3.3 Civic participation	0.71		
3.4 Complaint mechanisms	0.73		
Fundamental Rights			
4.1 No discrimination	0.72		
4.2 Right to life and security	0.94		
4.3 Due process of law	0.80		
4.4 Freedom of expression	0.74		
4.5 Freedom of religion	0.78		
4.6 Right to privacy	0.74		
4.7 Freedom of association	0.79		
4.8 Labor rights	0.73		
Order and Security			
5.1 Absence of crime	0.89		
5.2 Absence of civil conflict	1.00		
5.3 Absence of violent redress	0.78		
Regulatory Enforcement			
6.1 Effective regulatory enforcement	0.73		
6.2 No improper influence	0.87		
6.3 No unreasonable delay	0.62		
6.4 Respect for due process	0.60		
6.5 No expropriation w/out adequate compensation	0.74		
Civil Justice			
7.1 Accessibility and affordability	0.65		
7.2 No discrimination	0.71		
7.3 No corruption	0.80		
7.4 No improper gov't influence	0.74		
7.5 No unreasonable delay	0.52		
7.6 Effective enforcement	0.63		
7.7 Impartial and effective ADRs	0.81		
Criminal Justice			
8.1 Effective investigations	0.61		
8.2 Timely and effective adjudication	0.66		
8.3 Effective correctional system	0.60		
8.4 No discrimination	0.66		
8.5 No corruption	0.75		
8.6 No improper gov't influence	0.82		
8.7 Due process of law	0.80		

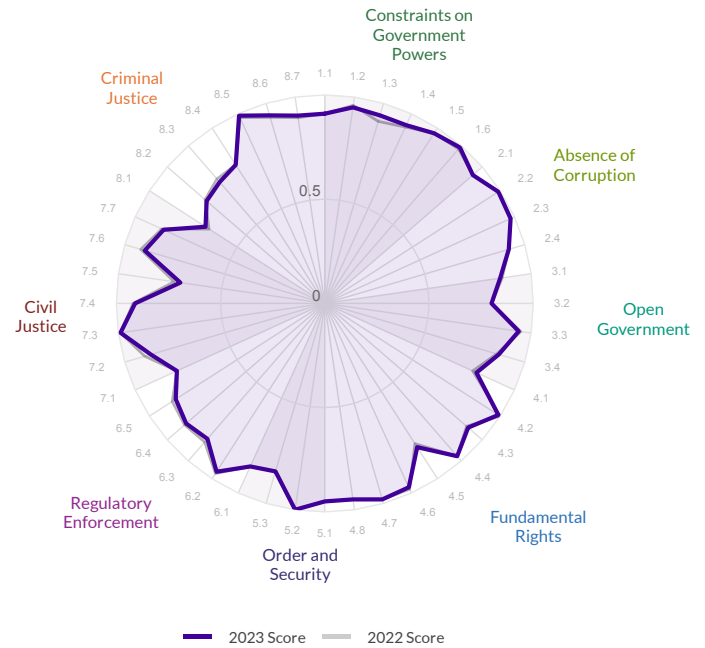
Denmark

Region: EU, EFTA, and North America
Income Group: High

The scores range from 0 to 1, where 1 signifies the highest possible score and 0 signifies the lowest possible score.

Overall Score	Regional Rank	Income Rank	Global Rank
0.90	1/31	1/46	1/142
Score Change	Rank Change		
0.00	0		

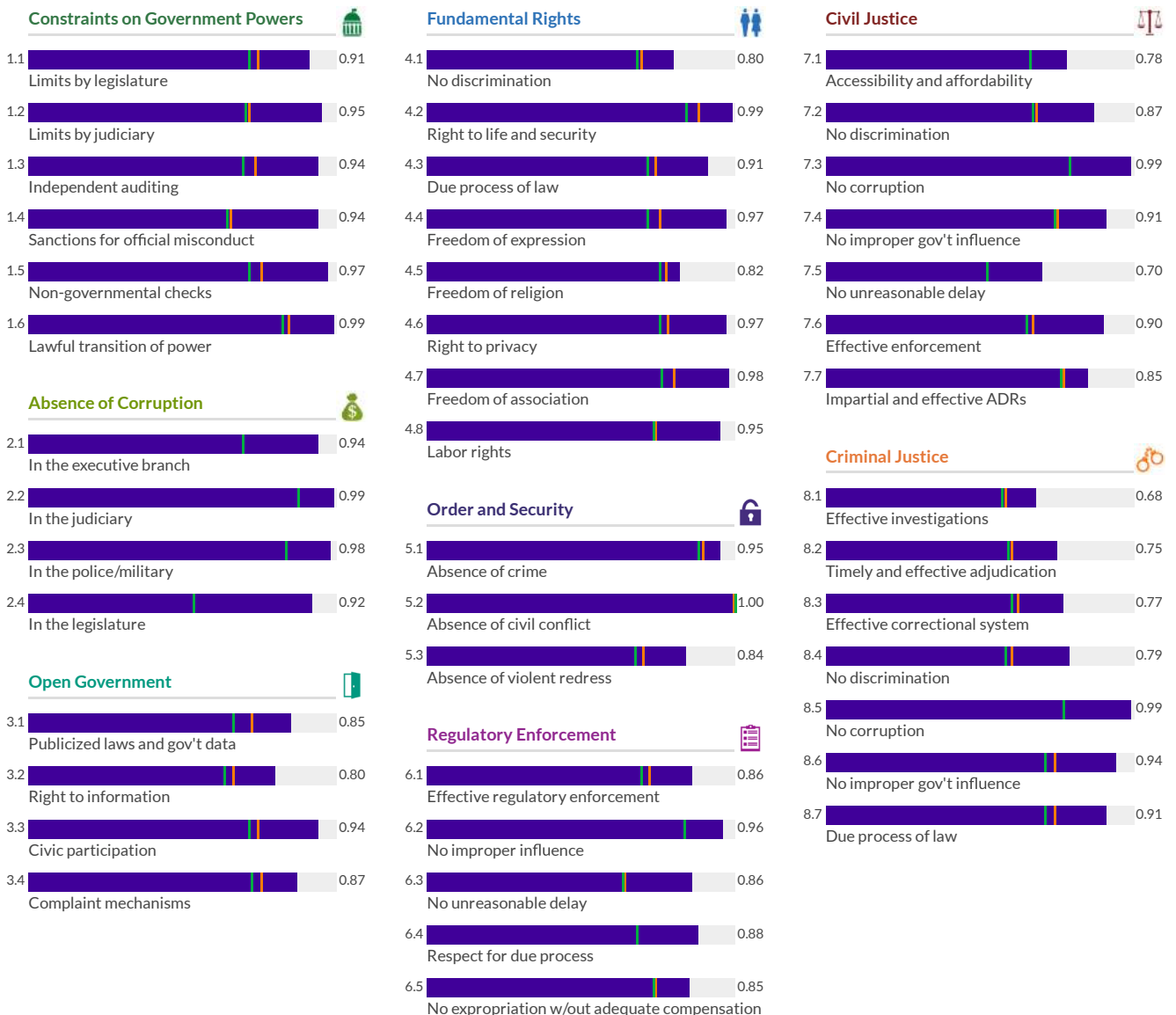
	Factor Score	Score Change	Regional Rank	Income Rank	Global Rank
Constraints on Government Powers	0.95	0.00	1/31	1/46	1/142
Absence of Corruption	0.96	0.00	1/31	1/46	1/142
Open Government	0.86	0.00	2/31	2/46	2/142
Fundamental Rights	0.92	0.00	1/31	1/46	1/142
Order and Security	0.93	0.00	3/31	4/46	4/142
Regulatory Enforcement	0.88	-0.01	1/31	1/46	1/142
Civil Justice	0.86	-0.02	2/31	2/46	2/142
Criminal Justice	0.83	0.00	2/31	2/46	2/142



* Indicates statistically significant change at the 10 percent level

Low Medium High

Denmark EU, EFTA, and North America High



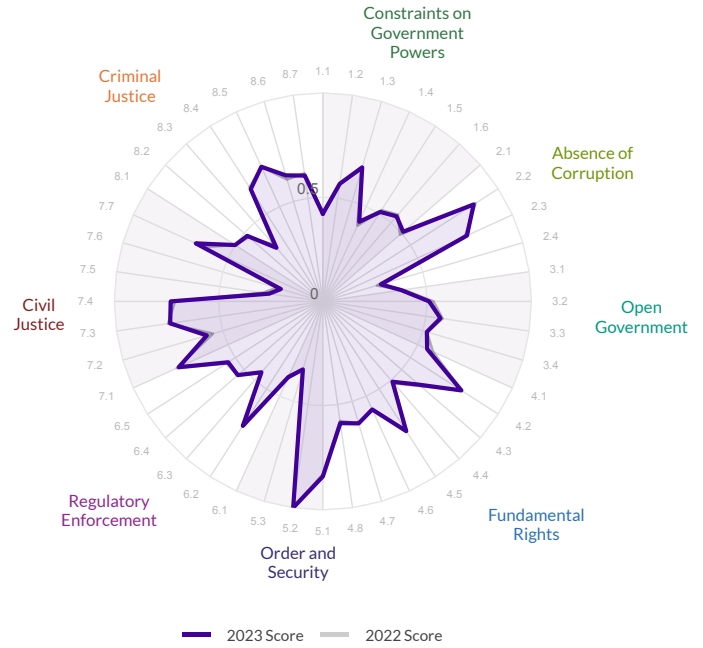
Dominica

Region: Latin America and Caribbean
Income Group: Upper-Middle

The scores range from 0 to 1, where 1 signifies the highest possible score and 0 signifies the lowest possible score.

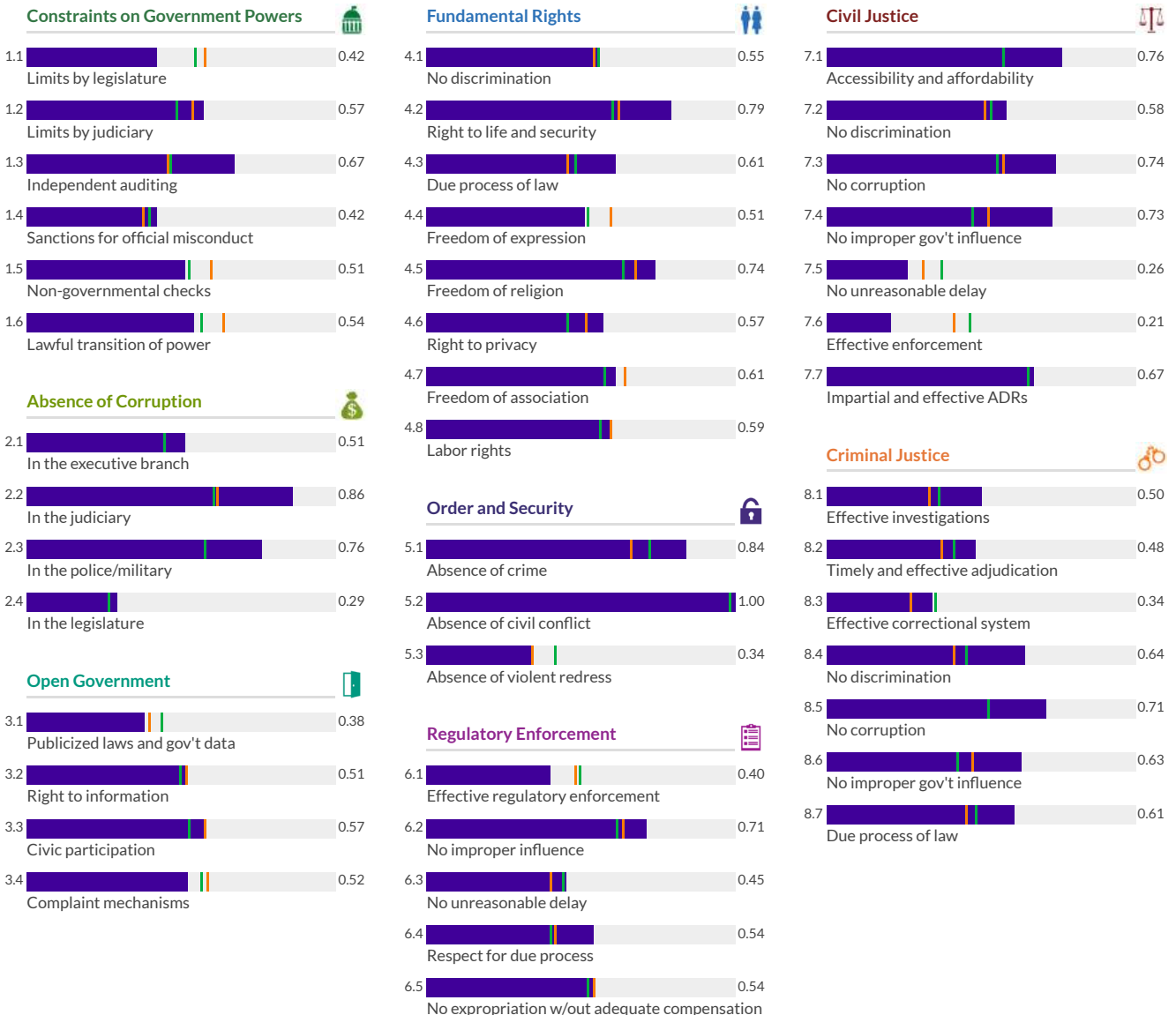
Overall Score	Regional Rank	Income Rank	Global Rank
0.58	11/32	9/41	53/142
Score Change	Rank Change		
0.00	1▲		

	Factor Score	Score Change	Regional Rank	Income Rank	Global Rank
Constraints on Government Powers	0.52	0.00	17/32	17/41	73/142
Absence of Corruption	0.60	0.01	11/32	6/41	46/142
Open Government	0.49	-0.01	20/32	23/41	73/142
Fundamental Rights	0.62	0.00	14/32	12/41	52/142
Order and Security	0.73	0.01	8/32	21/41	69/142
Regulatory Enforcement	0.53	0.00	11/32	12/41	58/142
Civil Justice	0.57	0.00	11/32	12/41	55/142
Criminal Justice	0.56	0.00	7/32	6/41	44/142



* Indicates statistically significant change at the 10 percent level

Legend: Dominica (dark purple), Latin America and Caribbean (orange), Upper-Middle (green)



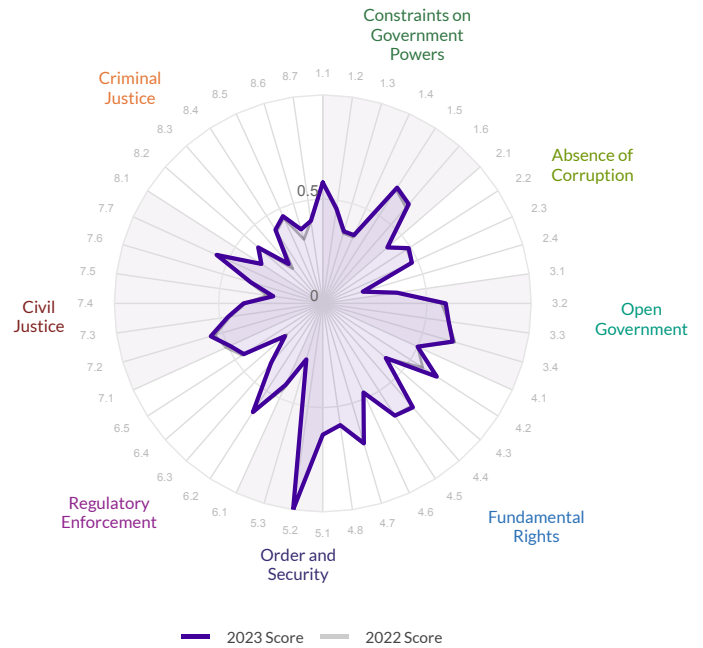
Dominican Republic

Region: Latin America and Caribbean
Income Group: Upper-Middle

The scores range from 0 to 1, where 1 signifies the highest possible score and 0 signifies the lowest possible score.

Overall Score	Regional Rank	Income Rank	Global Rank
0.49	20/32	27/41	86/142
Score Change	Rank Change		
0.00	8 ▲		

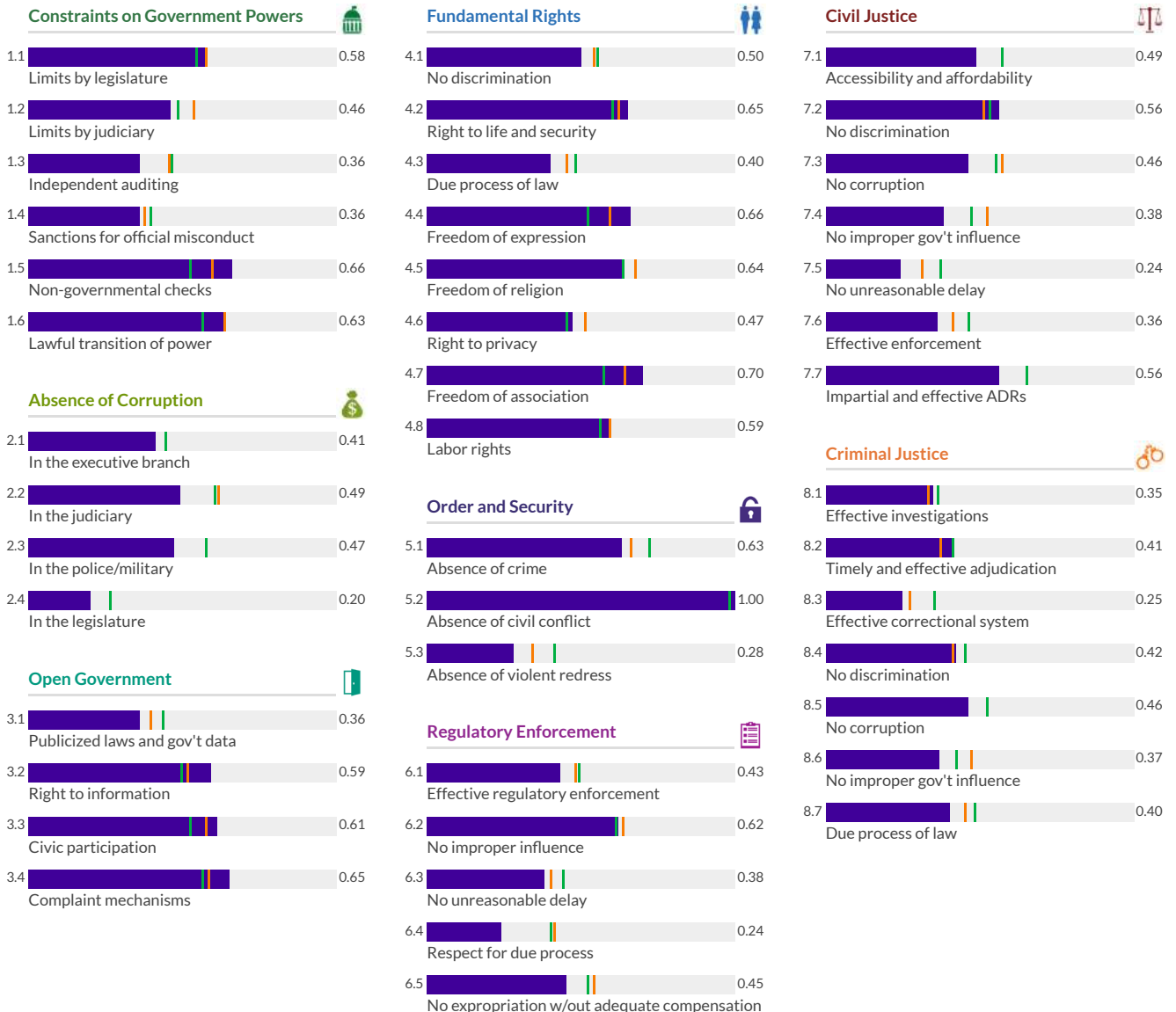
	Factor Score	Score Change	Regional Rank	Income Rank	Global Rank
Constraints on Government Powers	0.51	0.01	18/32	20/41	77/142
Absence of Corruption	0.39	0.00	20/32	31/41	99/142
Open Government	0.55	0.00	11/32	14/41	56/142
Fundamental Rights	0.58	0.01	17/32	20/41	67/142
Order and Security	0.64	0.00	19/32	29/41	106/142
Regulatory Enforcement	0.42	0.00	25/32	37/41	114/142
Civil Justice	0.43	0.00	23/32	34/41	110/142
Criminal Justice	0.38	0.02	17/32	30/41	92/142



* Indicates statistically significant change at the 10 percent level

Low Medium High

— Dominican Republic — Latin America and Caribbean — Upper-Middle



Ecuador

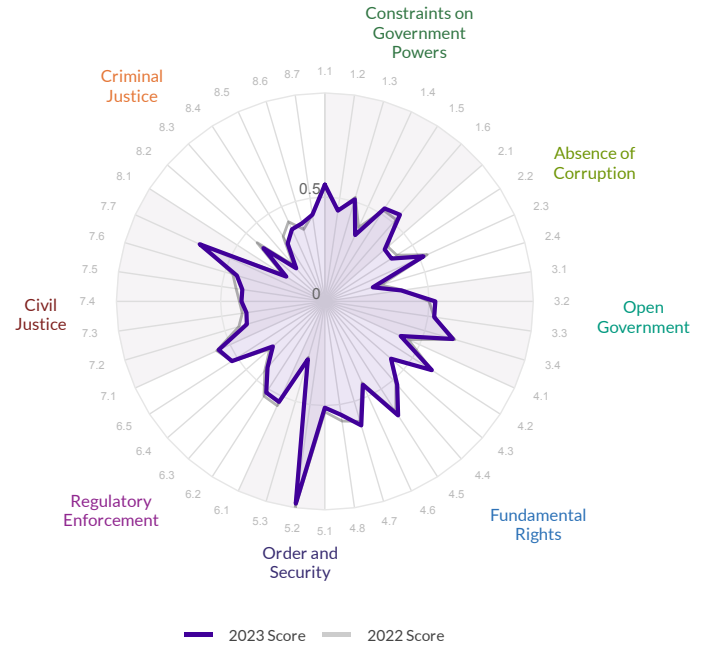
Region: Latin America and Caribbean
Income Group: Upper-Middle

The scores range from 0 to 1, where 1 signifies the highest possible score and 0 signifies the lowest possible score.

Overall Score	Regional Rank	Income Rank	Global Rank
0.47	23/32	32/41	96/142

Score Change	Rank Change
-0.01 ▾	-1 ▾

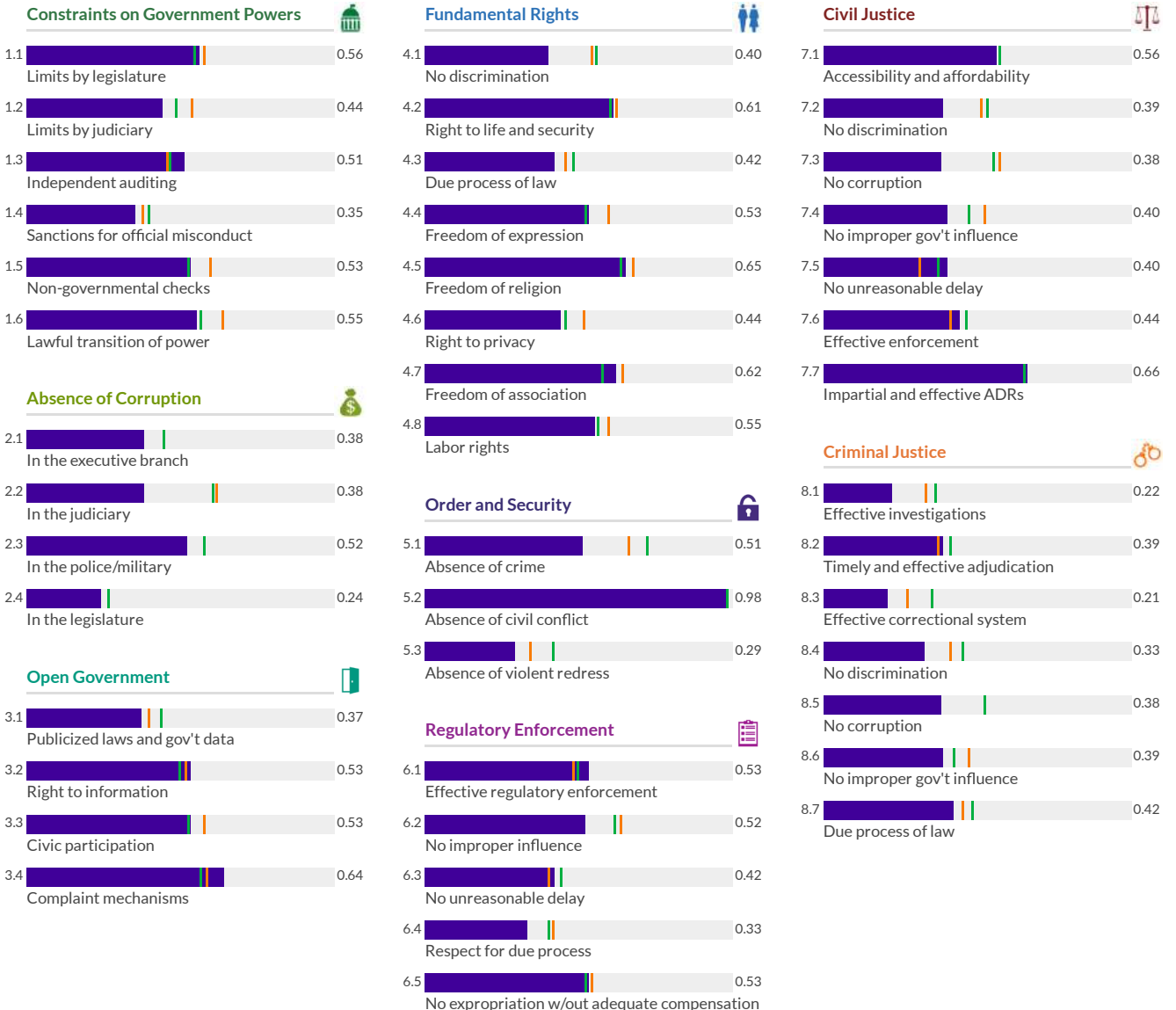
	Factor Score	Score Change	Regional Rank	Income Rank	Global Rank
Constraints on Government Powers	0.49	0.00	23/32	25/41	88/142
Absence of Corruption	0.38	-0.03*	22/32	33/41	105/142
Open Government	0.52	0.00	16/32	18/41	63/142
Fundamental Rights	0.53	0.00	20/32	25/41	75/142
Order and Security	0.59	-0.01	27/32	37/41	123/142
Regulatory Enforcement	0.47	-0.02	21/32	25/41	88/142
Civil Justice	0.46	-0.02	22/32	31/41	96/142
Criminal Justice	0.33	-0.02	19/32	32/41	109/142



* Indicates statistically significant change at the 10 percent level

Low Medium High

Ecuador Latin America and Caribbean Upper-Middle



Egypt, Arab Rep.

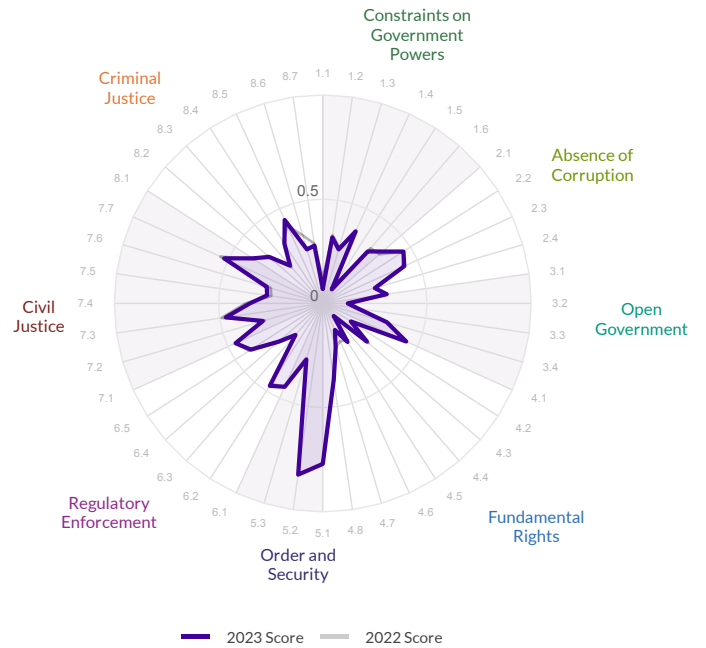
Region: Middle East and North Africa
Income Group: Lower-Middle

The scores range from 0 to 1, where 1 signifies the highest possible score and 0 signifies the lowest possible score.

Overall Score	Regional Rank	Income Rank	Global Rank
0.35	9/9	34/37	136/142

Score Change	Rank Change
0.00	1 ▲

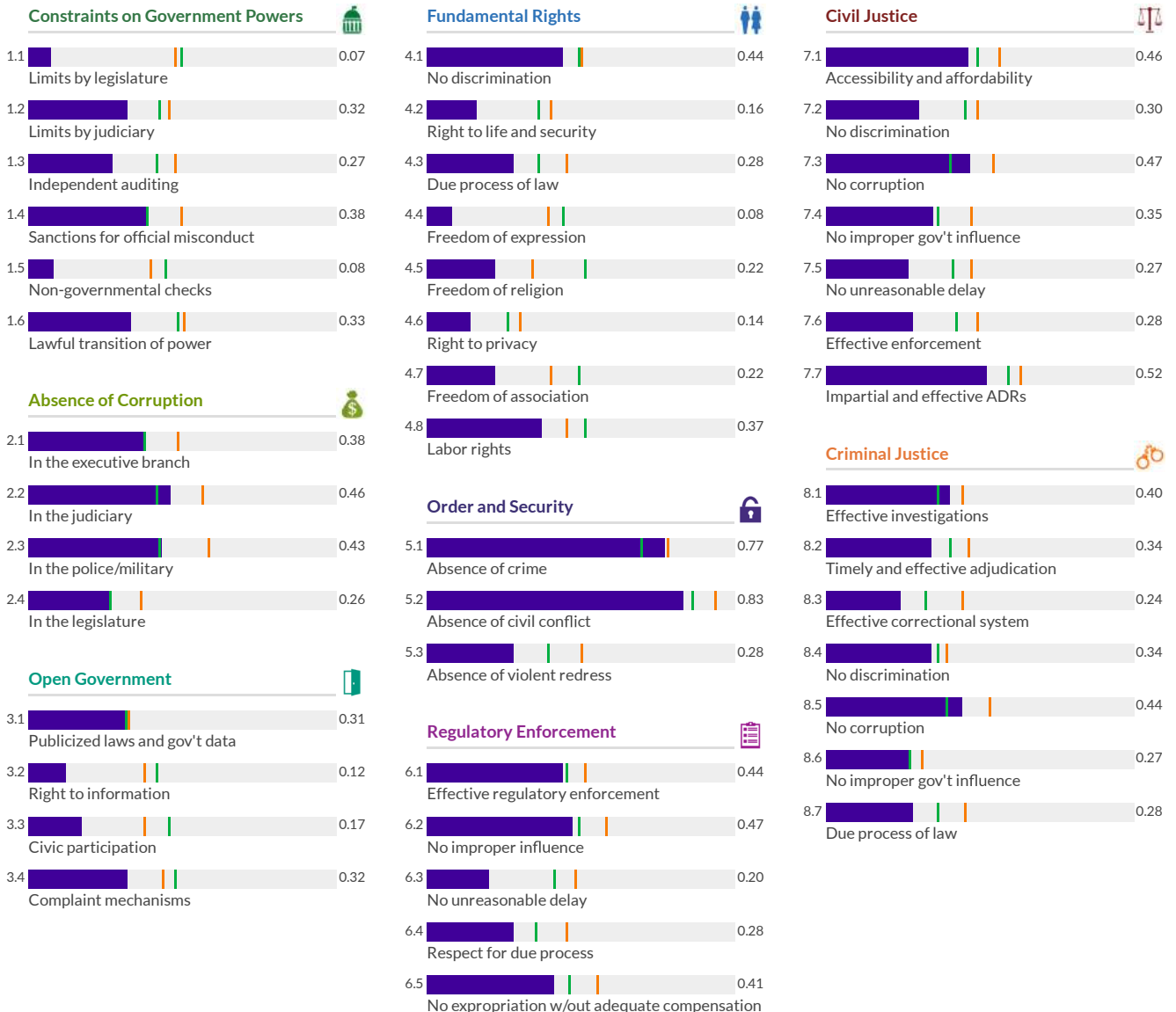
	Factor Score	Score Change	Regional Rank	Income Rank	Global Rank
Constraints on Government Powers	0.24	-0.01	9/9	36/37	140/142
Absence of Corruption	0.38	0.00	7/9	18/37	102/142
Open Government	0.23	0.00	9/9	37/37	142/142
Fundamental Rights	0.24	-0.01	8/9	35/37	140/142
Order and Security	0.62	0.00	9/9	27/37	112/142
Regulatory Enforcement	0.36	0.00	9/9	32/37	133/142
Civil Justice	0.38	0.00	9/9	31/37	130/142
Criminal Justice	0.33	-0.01	8/9	24/37	111/142



* Indicates statistically significant change at the 10 percent level

Low Medium High

— Egypt, Arab Rep. — Middle East and North Africa — Lower-Middle



El Salvador

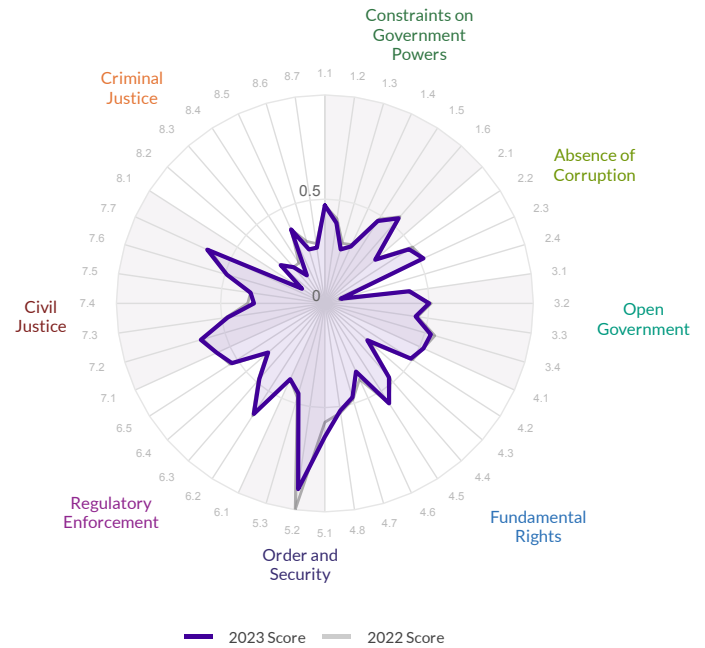
Region: Latin America and Caribbean
Income Group: Lower-Middle

The scores range from 0 to 1, where 1 signifies the highest possible score and 0 signifies the lowest possible score.

Overall Score	Regional Rank	Income Rank	Global Rank
0.45	25/32	21/37	108/142

Score Change	Rank Change
-0.01 ▾	-4 ▾

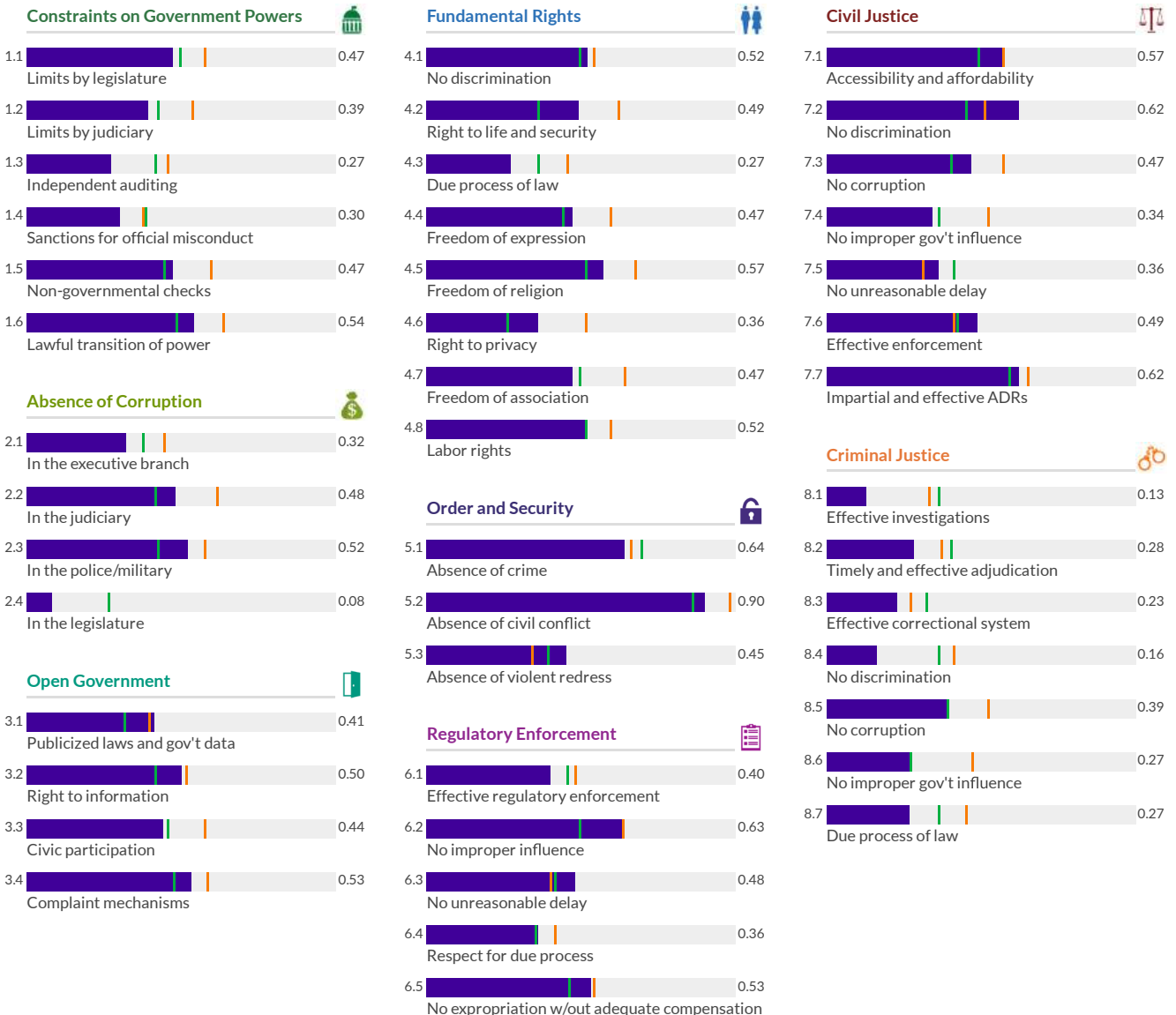
	Factor Score	Score Change	Regional Rank	Income Rank	Global Rank
Constraints on Government Powers	0.41	-0.01	27/32	21/37	110/142
Absence of Corruption	0.35	-0.01	23/32	22/37	114/142
Open Government	0.47	-0.01	22/32	12/37	82/142
Fundamental Rights	0.46	-0.01	27/32	14/37	102/142
Order and Security	0.66	-0.02*	16/32	21/37	100/142
Regulatory Enforcement	0.48	-0.01	18/32	10/37	77/142
Civil Justice	0.49	0.00	17/32	11/37	82/142
Criminal Justice	0.25	-0.02	30/32	35/37	139/142



* Indicates statistically significant change at the 10 percent level

Low Medium High

El Salvador Latin America and Caribbean Lower-Middle



Estonia

Region: EU, EFTA, and North America
Income Group: High

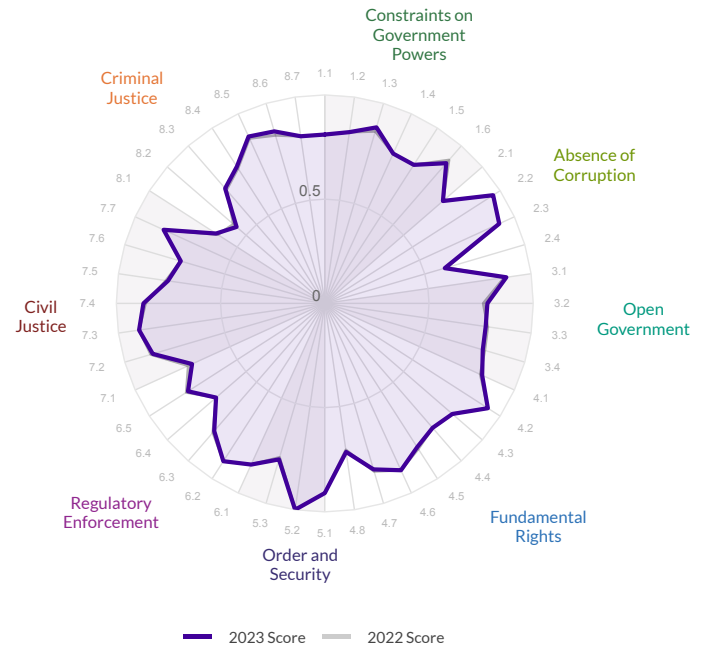
The scores range from 0 to 1, where 1 signifies the highest possible score and 0 signifies the lowest possible score.

Overall Score	Regional Rank	Income Rank	Global Rank
0.82	8/31	9/46	9/142
Score Change	Rank Change		
0.00	0		

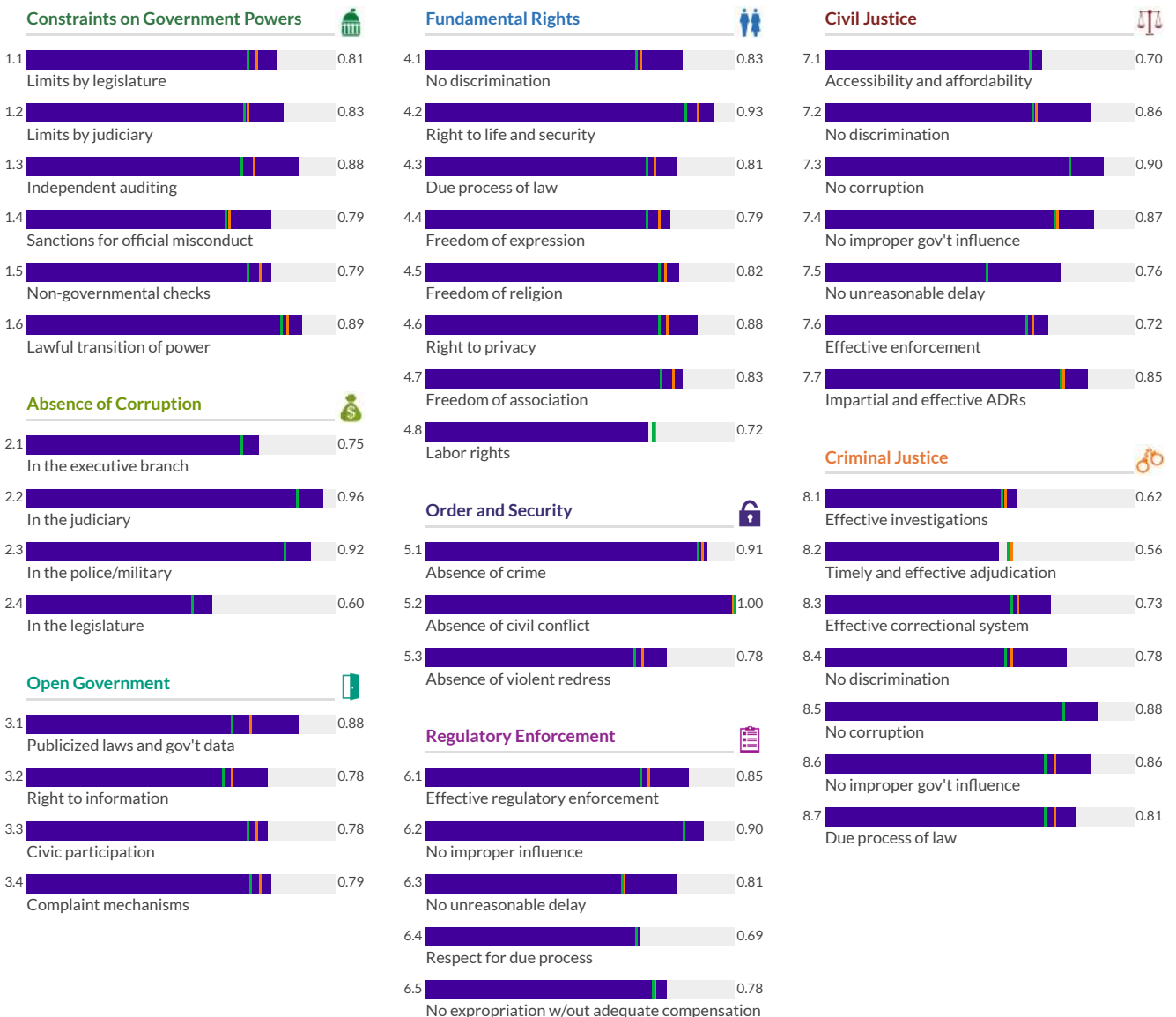
Factor	Score	Score Change	Regional Rank	Income Rank	Global Rank
Constraints on Government Powers	0.83	0.00	9/31	10/46	10/142
Absence of Corruption	0.81	0.00	11/31	16/46	16/142
Open Government	0.81	0.00	7/31	9/46	9/142
Fundamental Rights	0.83	0.00	10/31	10/46	10/142
Order and Security	0.90	0.01	12/31	16/46	16/142
Regulatory Enforcement	0.81	0.00	10/31	13/46	13/142
Civil Justice	0.81	0.00	7/31	7/46	7/142
Criminal Justice	0.75	0.01	7/31	9/46	9/142

* Indicates statistically significant change at the 10 percent level

Low Medium High



— Estonia — EU, EFTA, and North America — High



Ethiopia

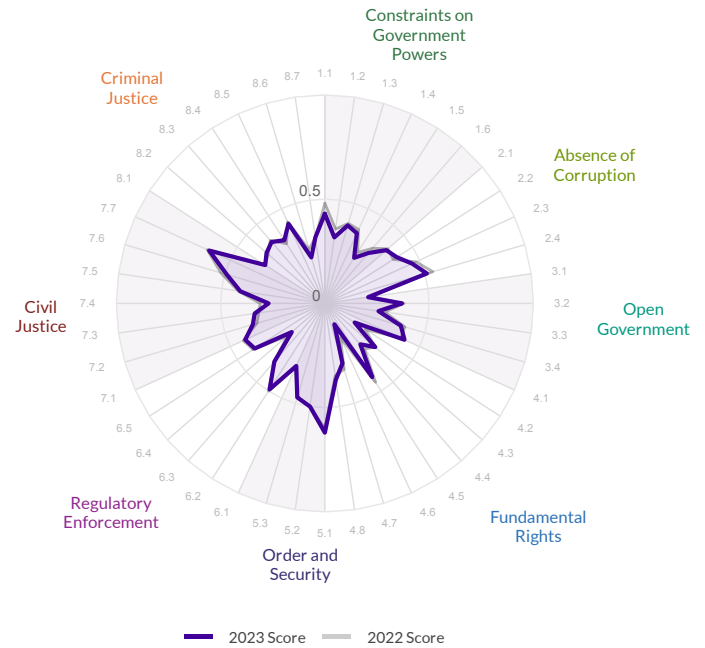
Region: Sub-Saharan Africa
Income Group: Low

The scores range from 0 to 1, where 1 signifies the highest possible score and 0 signifies the lowest possible score.

Overall Score	Regional Rank	Income Rank	Global Rank
0.38	30/34	15/18	129/142

Score Change	Rank Change
-0.01 ▾	-4 ▾

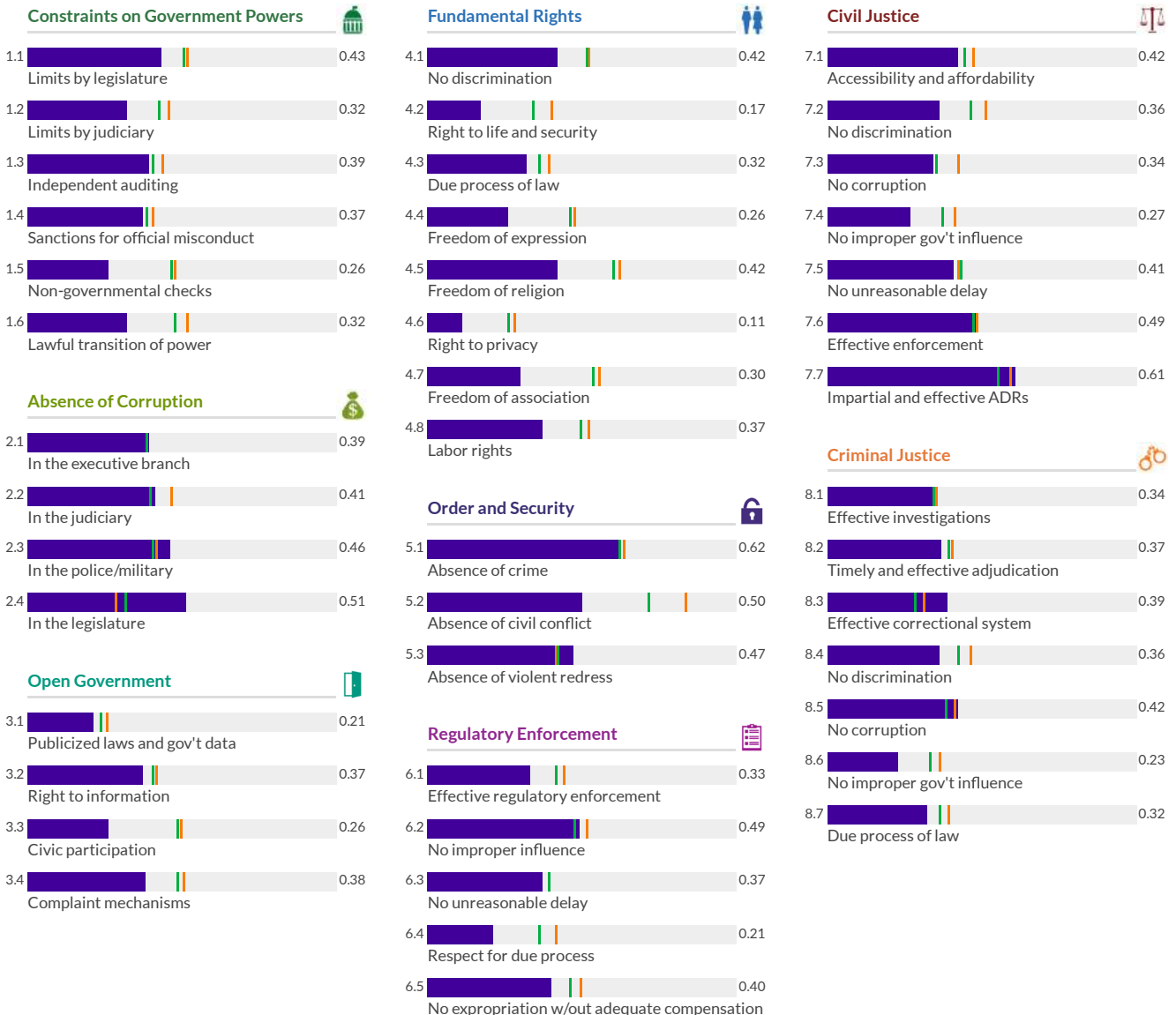
	Factor Score	Score Change	Regional Rank	Income Rank	Global Rank
Constraints on Government Powers	0.35	-0.03*	30/34	17/18	128/142
Absence of Corruption	0.44	-0.01	8/34	3/18	78/142
Open Government	0.31	-0.02	33/34	18/18	136/142
Fundamental Rights	0.30	-0.02*	34/34	17/18	135/142
Order and Security	0.53	0.00	28/34	13/18	131/142
Regulatory Enforcement	0.36	-0.01	30/34	15/18	132/142
Civil Justice	0.42	-0.01	26/34	12/18	118/142
Criminal Justice	0.35	0.00	22/34	9/18	104/142



* Indicates statistically significant change at the 10 percent level

Low Medium High

Ethiopia Sub-Saharan Africa Low



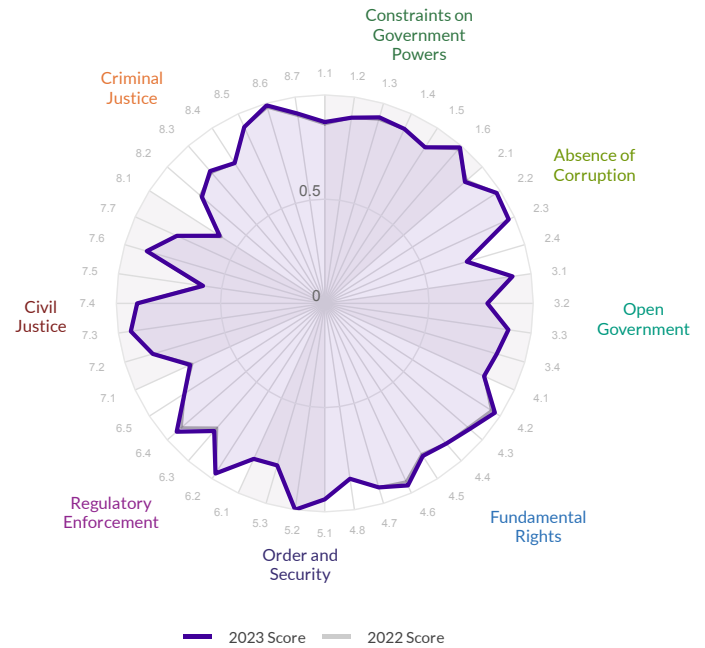
Finland

Region: EU, EFTA, and North America
Income Group: High

The scores range from 0 to 1, where 1 signifies the highest possible score and 0 signifies the lowest possible score.

Overall Score	Regional Rank	Income Rank	Global Rank
0.87	3/31	3/46	3/142
Score Change	Rank Change		
0.00	0		

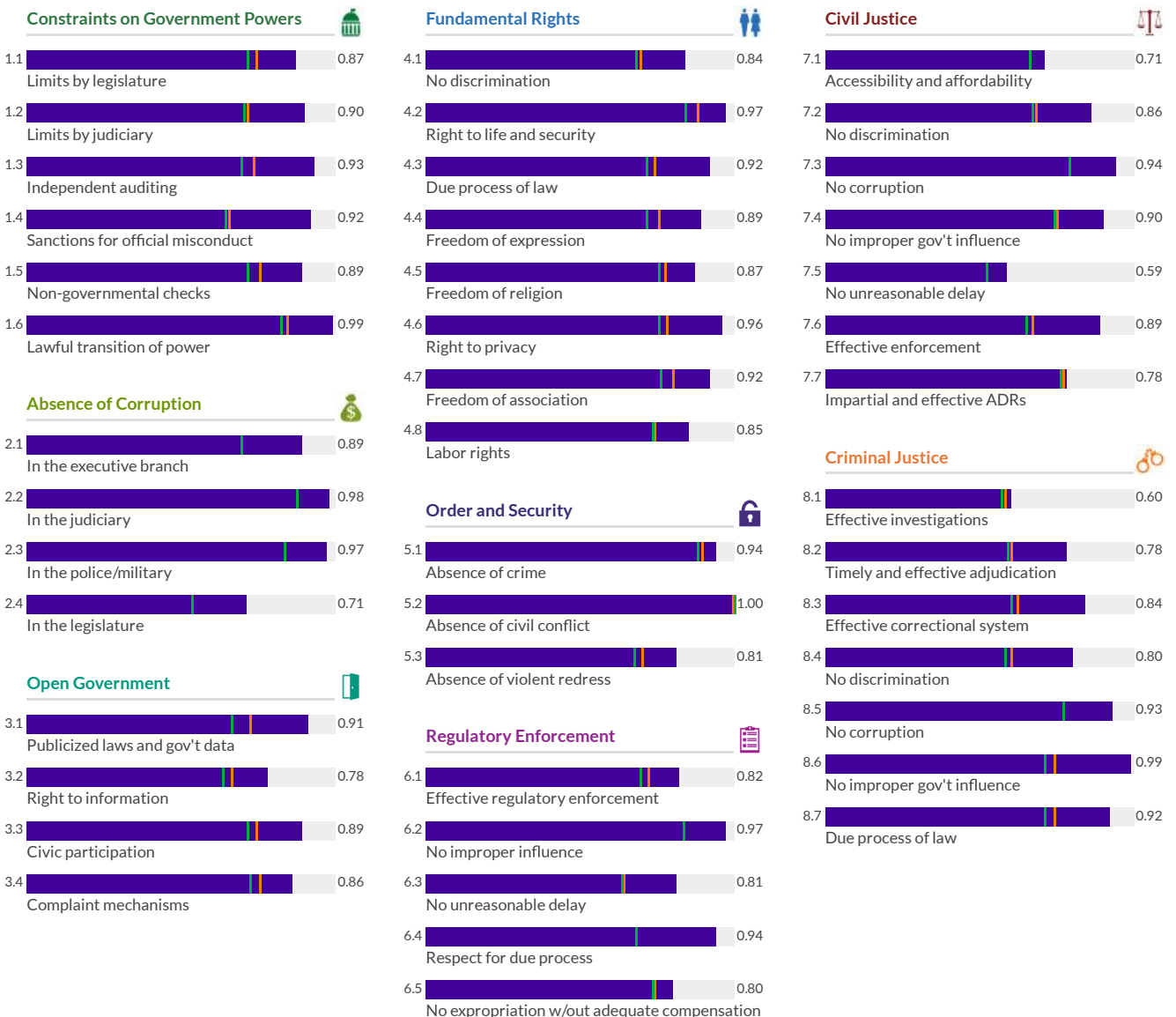
	Factor Score	Score Change	Regional Rank	Income Rank	Global Rank
Constraints on Government Powers	0.92	0.01	3/31	3/46	3/142
Absence of Corruption	0.89	0.00	4/31	5/46	5/142
Open Government	0.86	0.00	3/31	3/46	3/142
Fundamental Rights	0.90	0.01	3/31	3/46	3/142
Order and Security	0.92	0.00	6/31	9/46	9/142
Regulatory Enforcement	0.87	0.01	3/31	3/46	3/142
Civil Justice	0.81	0.00	6/31	6/46	6/142
Criminal Justice	0.84	0.00	1/31	1/46	1/142



* Indicates statistically significant change at the 10 percent level

Low Medium High

Finland EU, EFTA, and North America High



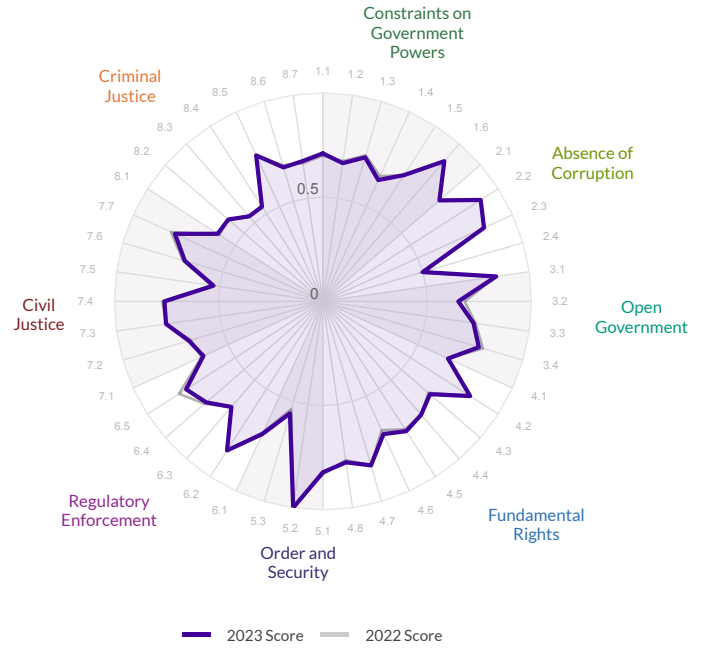
France

Region: EU, EFTA, and North America
Income Group: High

The scores range from 0 to 1, where 1 signifies the highest possible score and 0 signifies the lowest possible score.

Overall Score	Regional Rank	Income Rank	Global Rank
0.73	16/31	21/46	21/142
Score Change	Rank Change		
0.00	0		

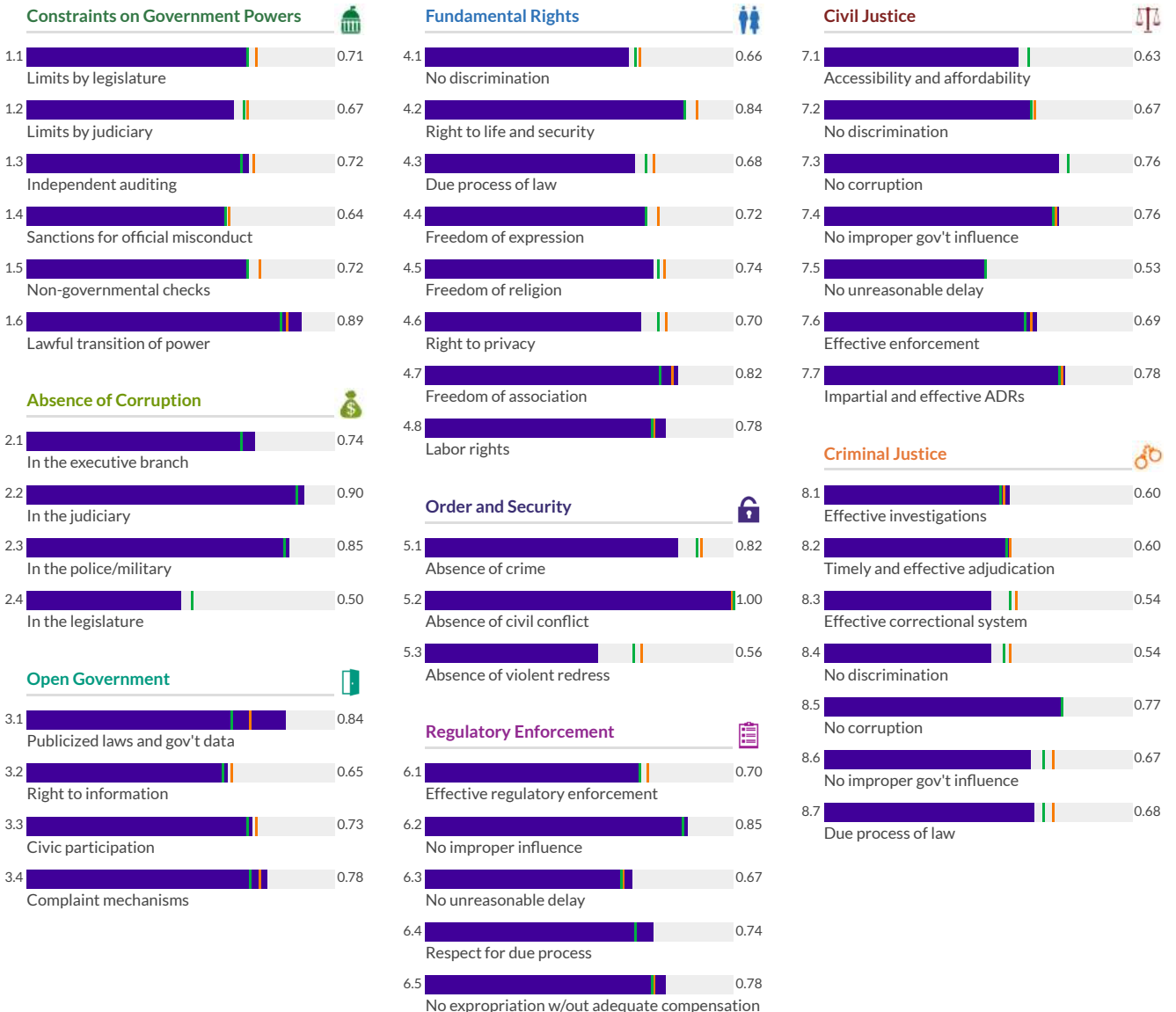
	Factor Score	Score Change	Regional Rank	Income Rank	Global Rank
Constraints on Government Powers	0.72	-0.01	17/31	21/46	22/142
Absence of Corruption	0.75	0.00	14/31	20/46	20/142
Open Government	0.75	-0.01	14/31	16/46	16/142
Fundamental Rights	0.74	0.00	21/31	26/46	27/142
Order and Security	0.79	0.00	27/31	36/46	46/142
Regulatory Enforcement	0.75	-0.01	15/31	20/46	20/142
Civil Justice	0.69	-0.01	15/31	22/46	22/142
Criminal Justice	0.63	0.00	21/31	28/46	28/142



* Indicates statistically significant change at the 10 percent level

Low Medium High

France EU, EFTA, and North America High



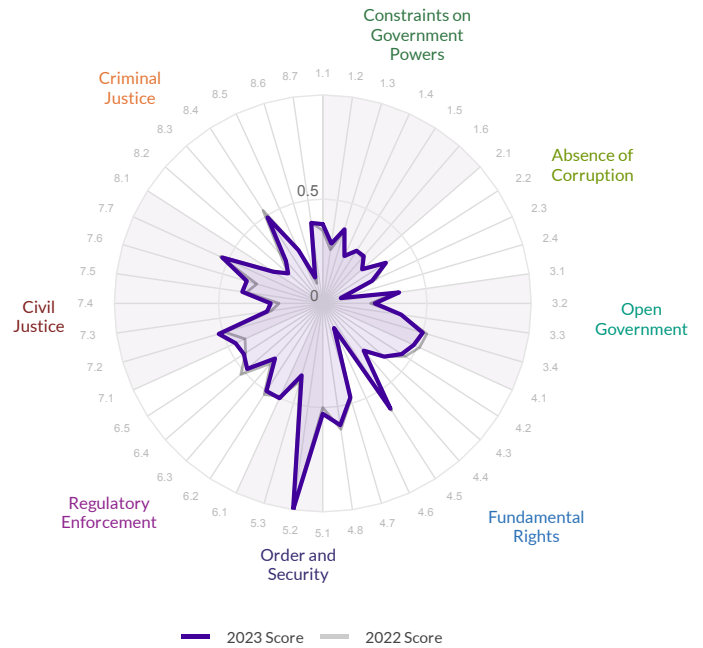
Gabon

The scores range from 0 to 1, where 1 signifies the highest possible score and 0 signifies the lowest possible score.

Overall Score	Regional Rank	Income Rank	Global Rank
0.39	27/34	40/41	124/142

Score Change	Rank Change
0.00	4 ▲

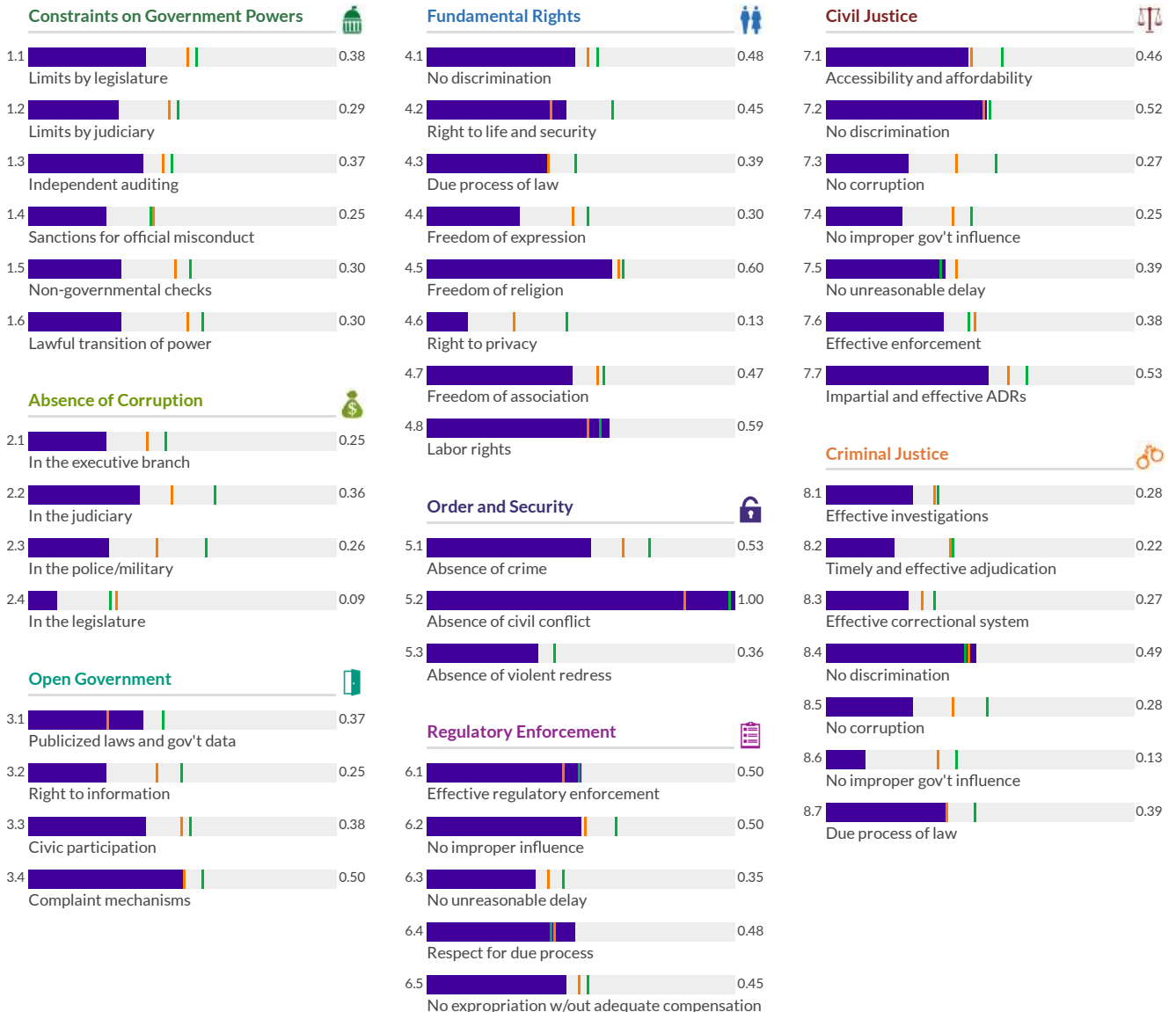
	Factor Score	Score Change	Regional Rank	Income Rank	Global Rank
Constraints on Government Powers	0.32	0.01	33/34	37/41	133/142
Absence of Corruption	0.24	0.00	33/34	41/41	139/142
Open Government	0.37	0.01	22/34	39/41	118/142
Fundamental Rights	0.43	-0.01	22/34	36/41	115/142
Order and Security	0.63	0.00	19/34	30/41	110/142
Regulatory Enforcement	0.46	-0.01	15/34	28/41	93/142
Civil Justice	0.40	0.03	31/34	38/41	127/142
Criminal Justice	0.29	-0.01	30/34	37/41	126/142



* Indicates statistically significant change at the 10 percent level

Low Medium High

Legend: Gabon (dark purple), Sub-Saharan Africa (orange), Upper-Middle (green)



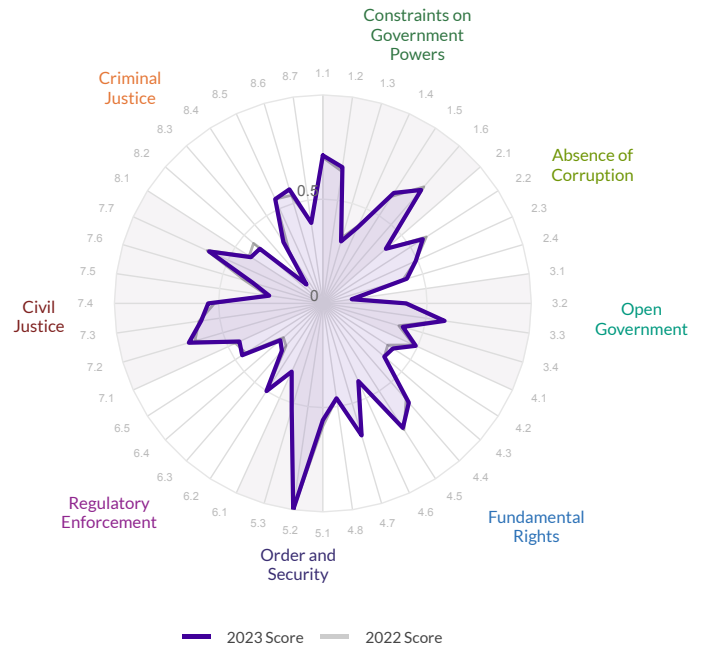
The Gambia

Region: Sub-Saharan Africa
Income Group: Low

The scores range from 0 to 1, where 1 signifies the highest possible score and 0 signifies the lowest possible score.

Overall Score	Regional Rank	Income Rank	Global Rank
0.49	9/34	3/18	85/142
Score Change	Rank Change		
0.00	3▲		

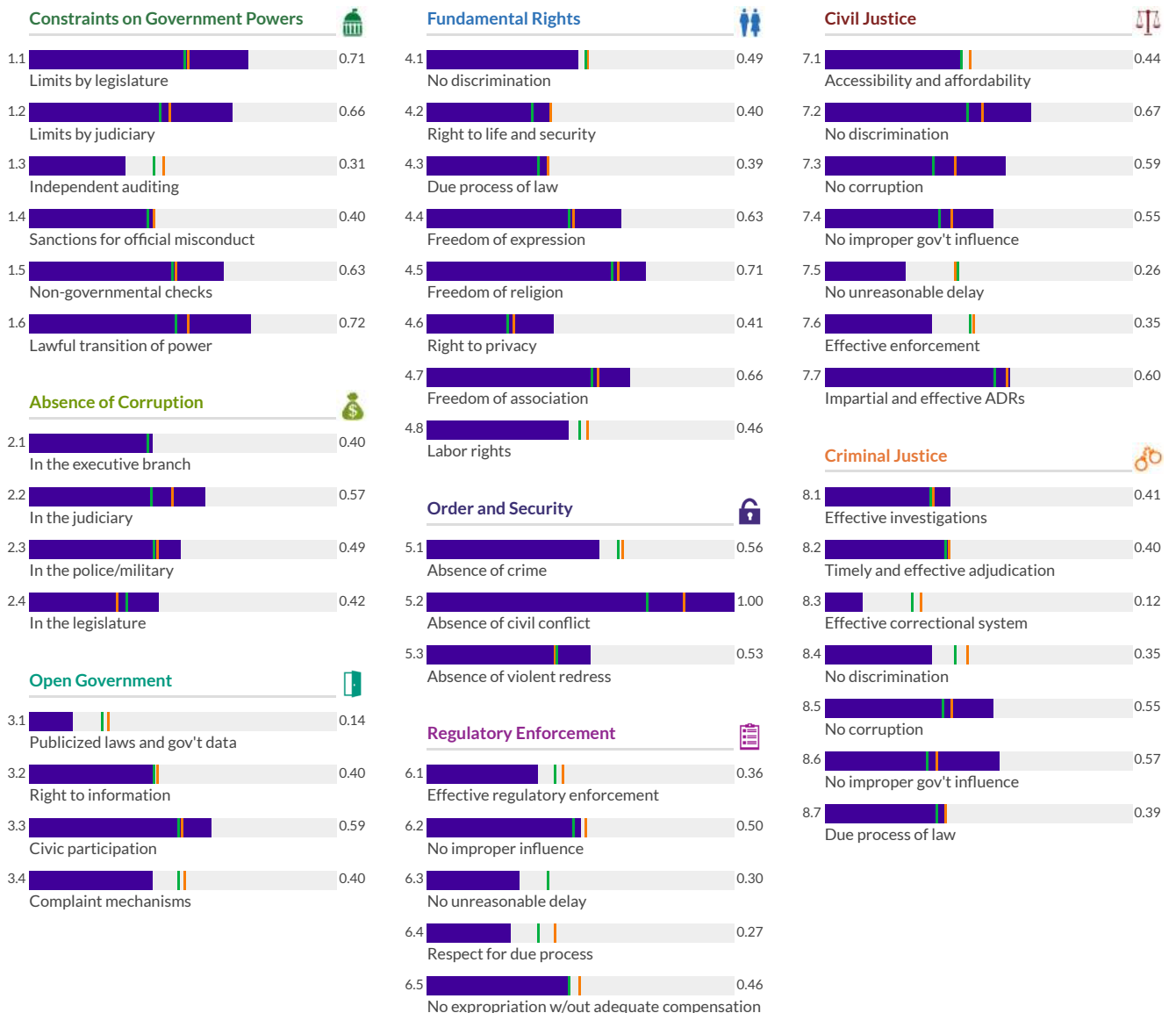
	Factor Score	Score Change	Regional Rank	Income Rank	Global Rank
Constraints on Government Powers	0.57	0.00	8/34	3/18	57/142
Absence of Corruption	0.47	0.00	6/34	2/18	67/142
Open Government	0.38	0.01	20/34	10/18	116/142
Fundamental Rights	0.52	0.01	11/34	4/18	79/142
Order and Security	0.70	-0.01	12/34	5/18	87/142
Regulatory Enforcement	0.37	0.01	27/34	12/18	129/142
Civil Justice	0.49	0.00	10/34	3/18	83/142
Criminal Justice	0.40	0.00	11/34	4/18	82/142



* Indicates statistically significant change at the 10 percent level

Low Medium High

The Gambia Sub-Saharan Africa Low



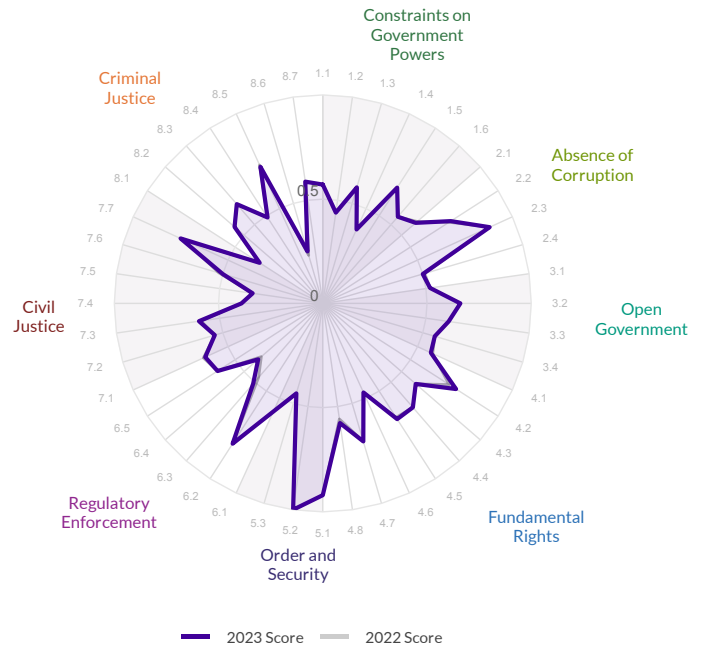
Georgia

Region: Eastern Europe and Central Asia
Income Group: Upper-Middle

The scores range from 0 to 1, where 1 signifies the highest possible score and 0 signifies the lowest possible score.

Overall Score	Regional Rank	Income Rank	Global Rank
0.60	1/15	6/41	48/142
Score Change	Rank Change		
0.00	1 ▲		

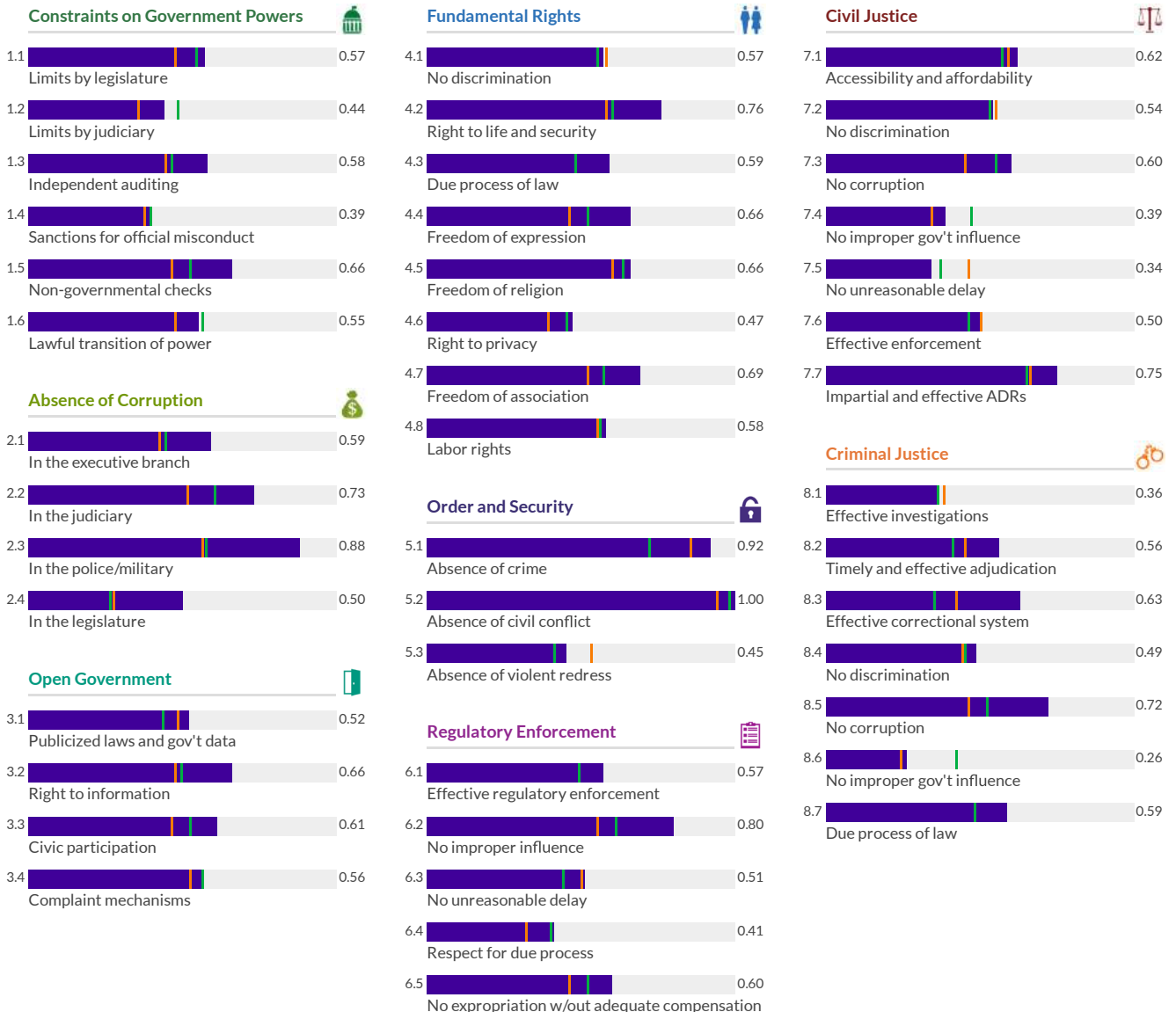
	Factor Score	Score Change	Regional Rank	Income Rank	Global Rank
Constraints on Government Powers	0.53	0.00	2/15	15/41	69/142
Absence of Corruption	0.68	0.00	1/15	2/41	33/142
Open Government	0.59	0.00	1/15	6/41	43/142
Fundamental Rights	0.62	0.01	2/15	11/41	51/142
Order and Security	0.79	0.00	8/15	9/41	47/142
Regulatory Enforcement	0.58	0.01	1/15	6/41	47/142
Civil Justice	0.53	0.00	4/15	18/41	68/142
Criminal Justice	0.52	0.00	1/15	12/41	53/142



* Indicates statistically significant change at the 10 percent level

■ Low ■ Medium ■ High

■ Georgia ■ Eastern Europe and Central Asia ■ Upper-Middle



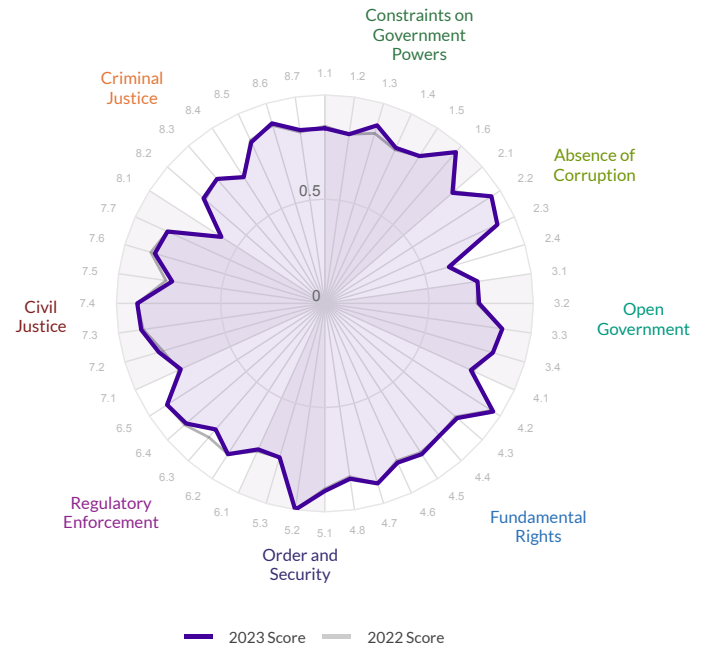
Germany

Region: EU, EFTA, and North America
Income Group: High

The scores range from 0 to 1, where 1 signifies the highest possible score and 0 signifies the lowest possible score.

Overall Score	Regional Rank	Income Rank	Global Rank
0.83	5/31	5/46	5/142
Score Change	Rank Change		
0.00	1▲		

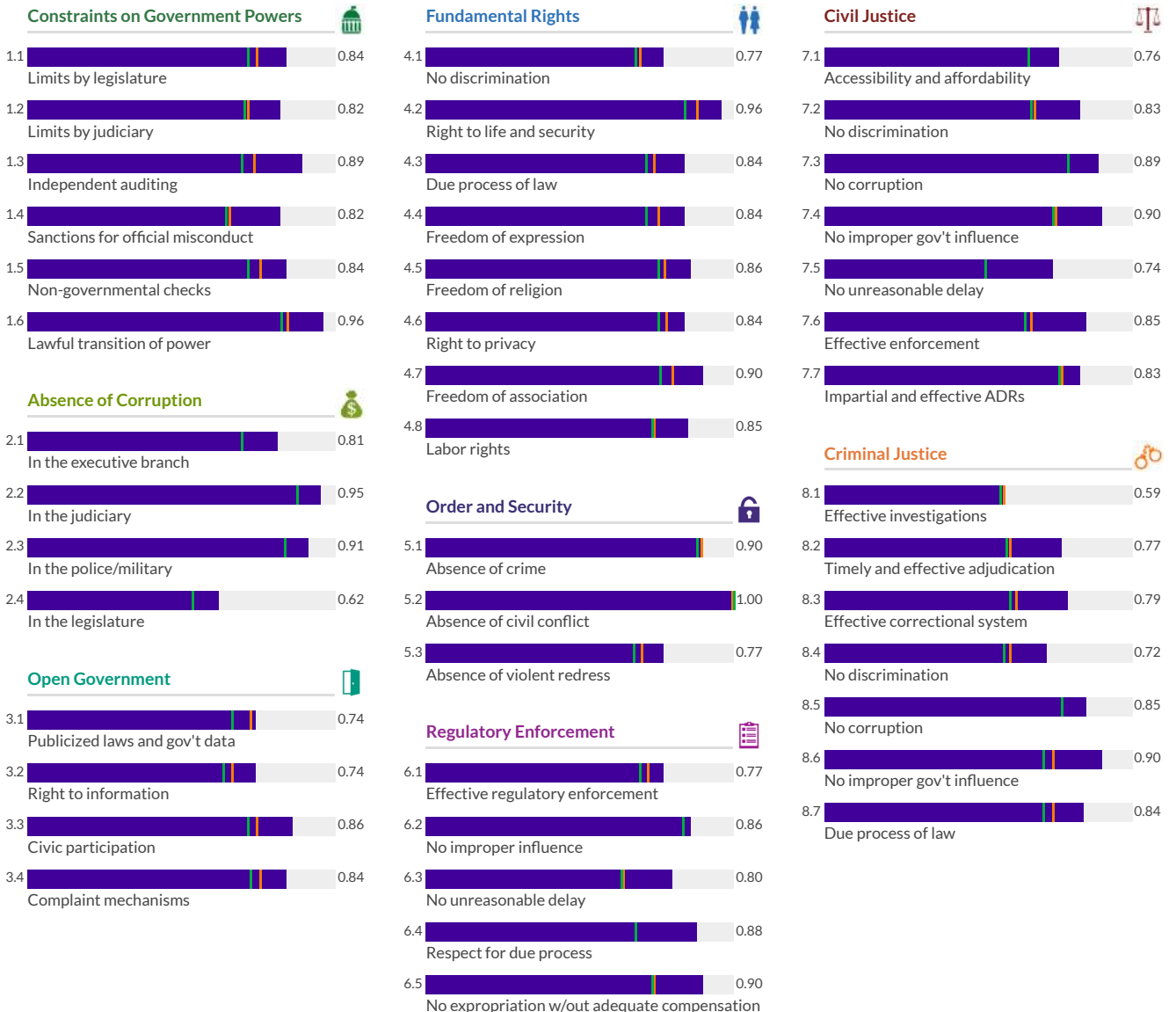
	Factor Score	Score Change	Regional Rank	Income Rank	Global Rank
Constraints on Government Powers	0.86	0.01	4/31	4/46	4/142
Absence of Corruption	0.82	0.00	9/31	12/46	12/142
Open Government	0.79	0.00	11/31	13/46	13/142
Fundamental Rights	0.86	0.01	5/31	5/46	5/142
Order and Security	0.89	0.00	16/31	20/46	21/142
Regulatory Enforcement	0.84	-0.01	6/31	8/46	8/142
Civil Justice	0.83	0.00	4/31	4/46	4/142
Criminal Justice	0.78	0.00	6/31	6/46	6/142



* Indicates statistically significant change at the 10 percent level

Low Medium High

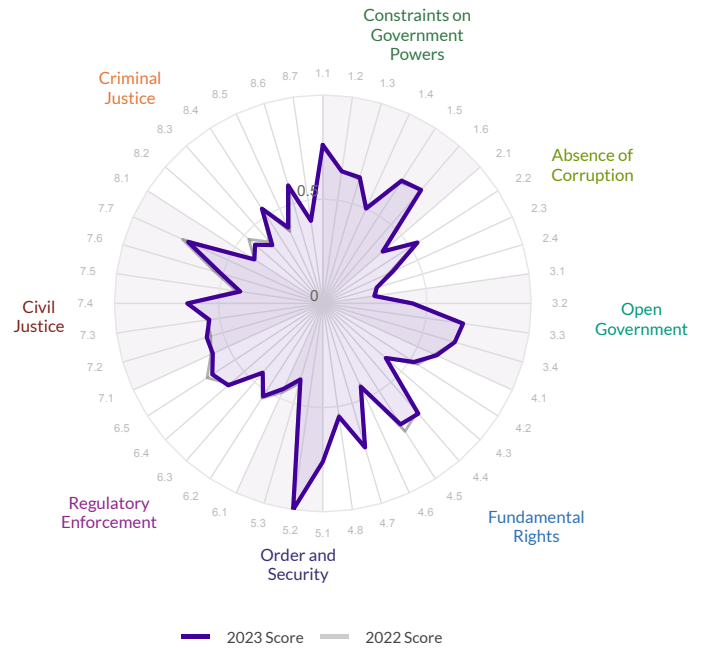
Germany EU, EFTA, and North America High



The scores range from 0 to 1, where 1 signifies the highest possible score and 0 signifies the lowest possible score.

Overall Score	Regional Rank	Income Rank	Global Rank
0.55	7/34	2/37	61/142
Score Change	Rank Change		
0.00	-1 ▼		

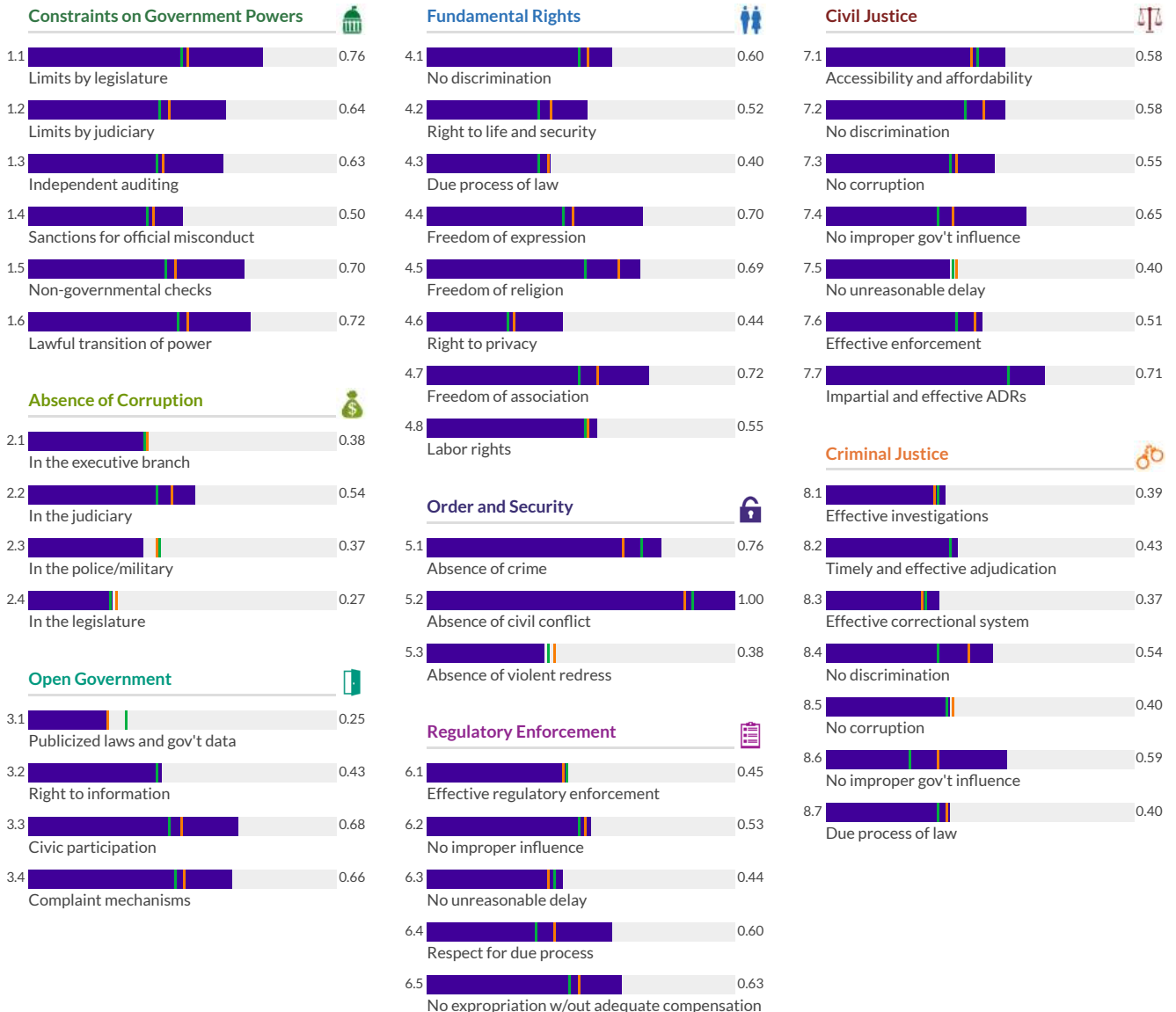
	Factor Score	Score Change	Regional Rank	Income Rank	Global Rank
Constraints on Government Powers	0.66	0.00	2/34	2/37	35/142
Absence of Corruption	0.39	0.00	16/34	17/37	101/142
Open Government	0.51	0.00	5/34	6/37	68/142
Fundamental Rights	0.58	0.00	7/34	3/37	66/142
Order and Security	0.71	-0.01	7/34	9/37	76/142
Regulatory Enforcement	0.53	0.00	6/34	3/37	57/142
Civil Justice	0.57	-0.01	6/34	1/37	54/142
Criminal Justice	0.45	0.00	8/34	5/37	69/142



* Indicates statistically significant change at the 10 percent level

Low Medium High

— Ghana — Sub-Saharan Africa — Lower-Middle



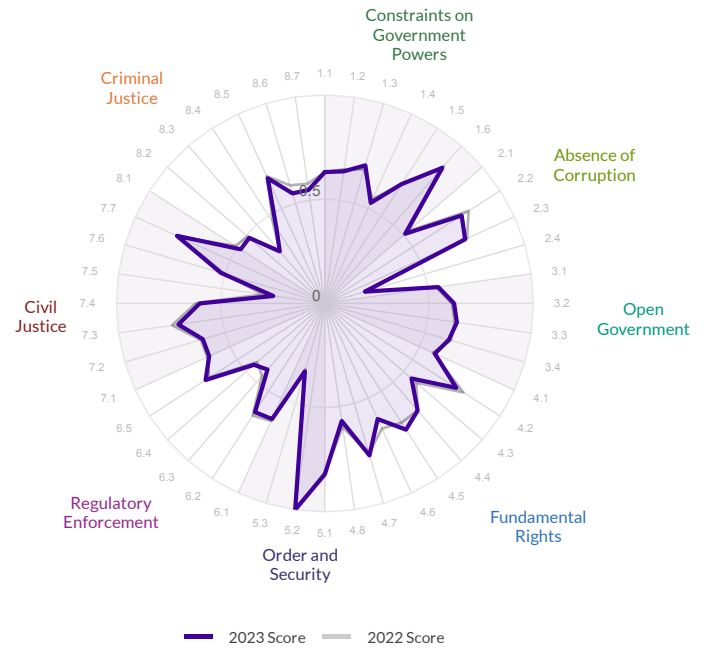
Greece

Region: EU, EFTA, and North America
Income Group: High

The scores range from 0 to 1, where 1 signifies the highest possible score and 0 signifies the lowest possible score.

Overall Score	Regional Rank	Income Rank	Global Rank
0.61	29/31	41/46	47/142
Score Change	Rank Change		
-0.01	-3		

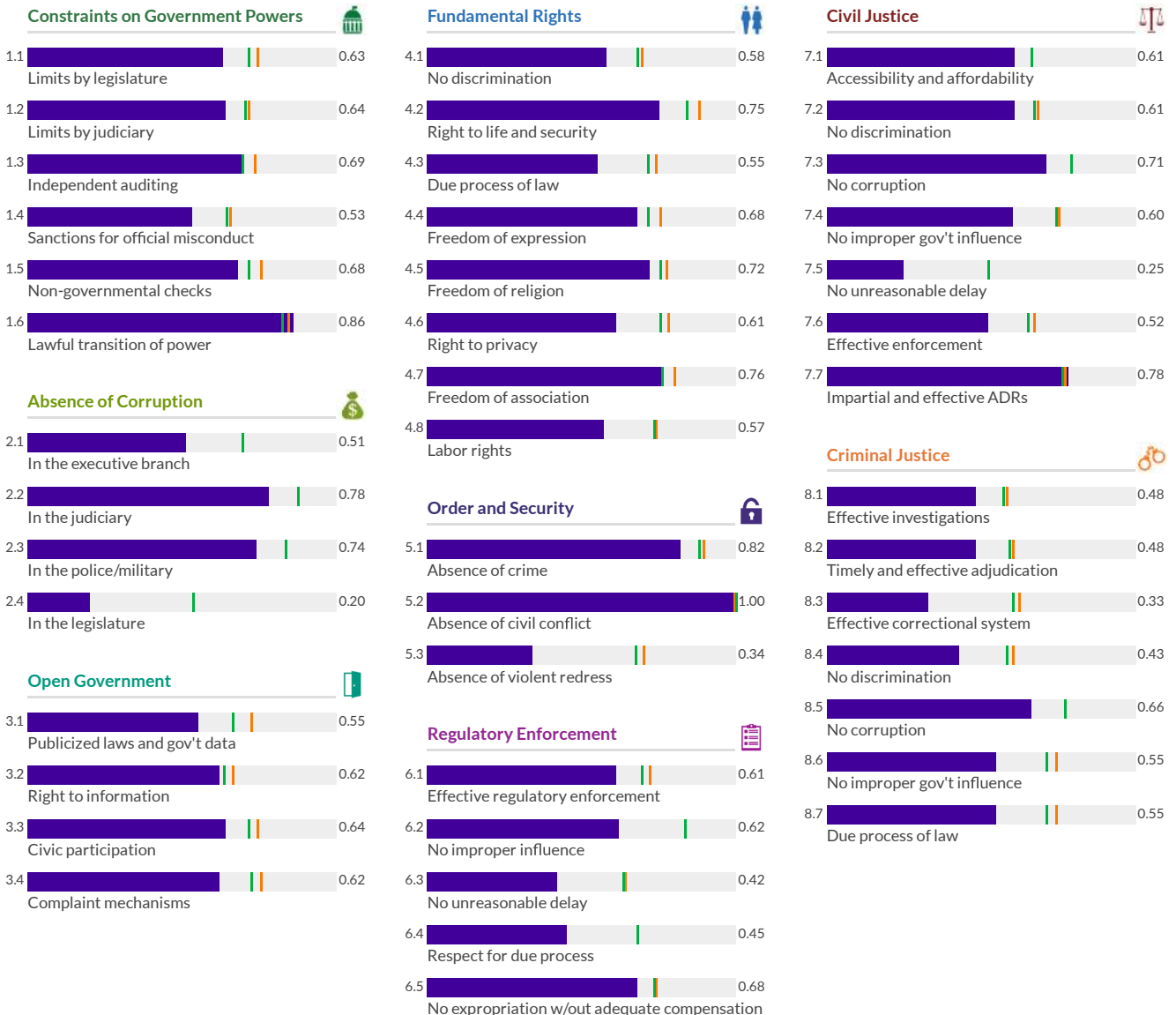
	Factor Score	Score Change	Regional Rank	Income Rank	Global Rank
Constraints on Government Powers	0.67	0.00	23/31	29/46	30/142
Absence of Corruption	0.56	-0.02	28/31	42/46	53/142
Open Government	0.61	0.00	27/31	35/46	39/142
Fundamental Rights	0.65	-0.01	28/31	38/46	44/142
Order and Security	0.72	0.00	31/31	42/46	73/142
Regulatory Enforcement	0.55	-0.01	29/31	42/46	51/142
Civil Justice	0.58	-0.01	26/31	38/46	50/142
Criminal Justice	0.50	-0.02	29/31	42/46	56/142



* Indicates statistically significant change at the 10 percent level

Low Medium High

— Greece — EU, EFTA, and North America — High



Grenada

Region: Latin America and Caribbean
Income Group: Upper-Middle

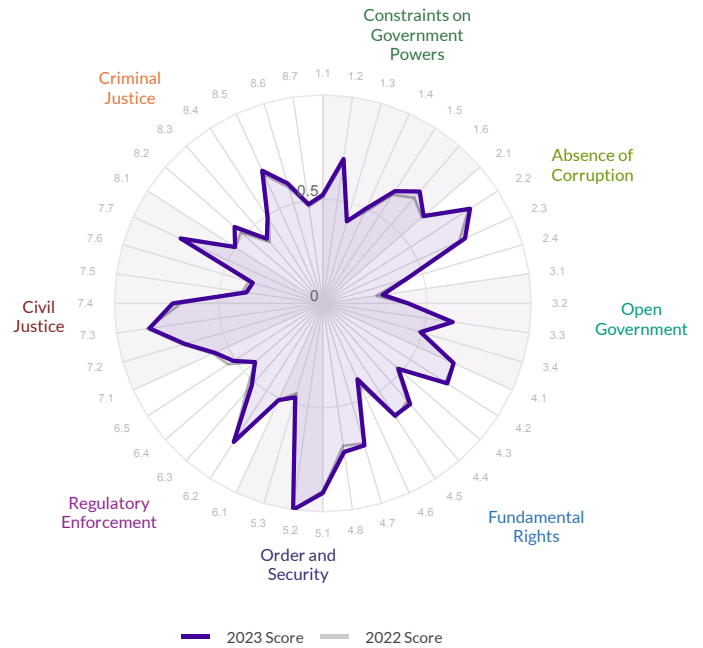
The scores range from 0 to 1, where 1 signifies the highest possible score and 0 signifies the lowest possible score.

Overall Score	Regional Rank	Income Rank	Global Rank
0.60	9/32	7/41	49/142
Score Change	Rank Change		
0.01 ▲	1 ▲		

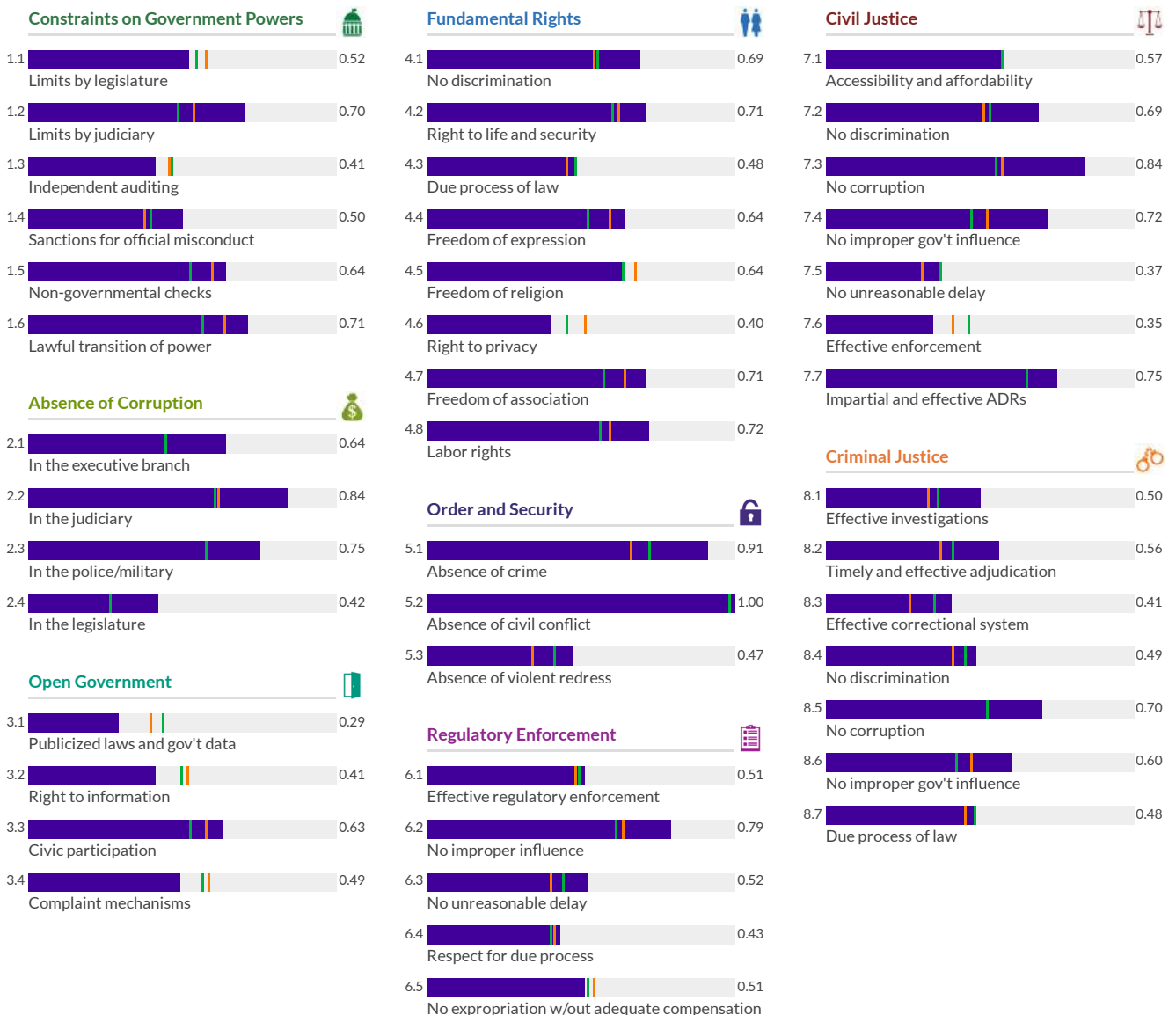
	Factor Score	Score Change	Regional Rank	Income Rank	Global Rank
Constraints on Government Powers	0.58	0.02	12/32	10/41	52/142
Absence of Corruption	0.66	0.01	5/32	3/41	38/142
Open Government	0.46	0.01	23/32	29/41	87/142
Fundamental Rights	0.62	0.01	13/32	10/41	50/142
Order and Security	0.80	0.01	2/32	8/41	45/142
Regulatory Enforcement	0.55	-0.01	9/32	8/41	53/142
Civil Justice	0.61	0.00	8/32	7/41	43/142
Criminal Justice	0.54	0.02	10/32	10/41	49/142

* Indicates statistically significant change at the 10 percent level

Low Medium High



Legend: Grenada (dark purple), Latin America and Caribbean (orange), Upper-Middle (green)



Guatemala

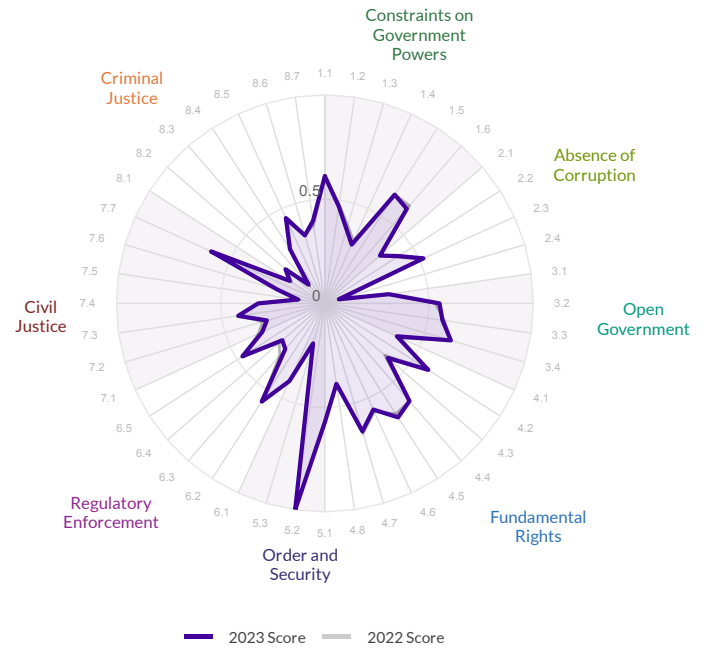
Region: Latin America and Caribbean
Income Group: Upper-Middle

The scores range from 0 to 1, where 1 signifies the highest possible score and 0 signifies the lowest possible score.

Overall Score	Regional Rank	Income Rank	Global Rank
0.44	26/32	36/41	111/142

Score Change	Rank Change
0.00	1 ▲

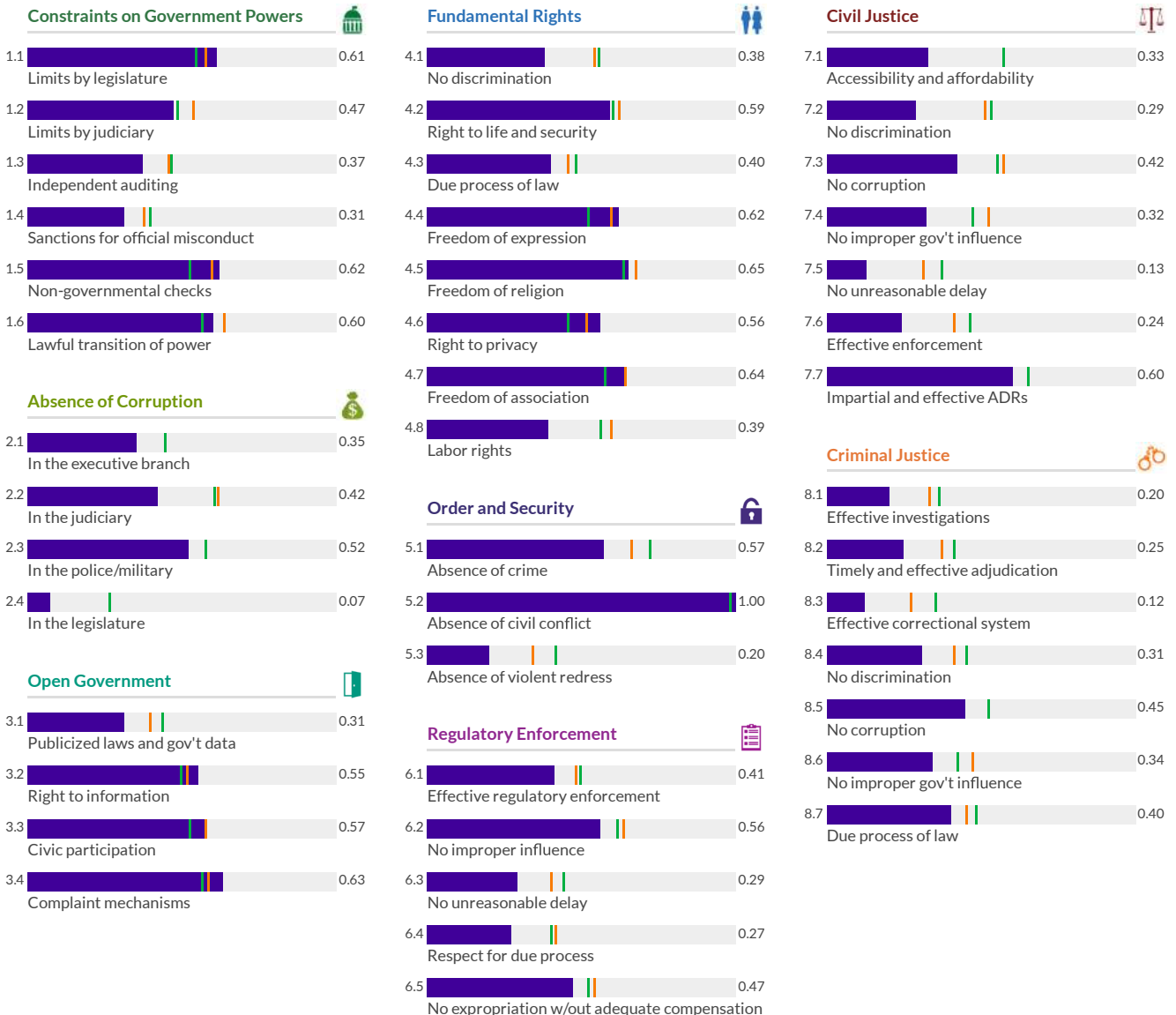
	Factor Score	Score Change	Regional Rank	Income Rank	Global Rank
Constraints on Government Powers	0.49	-0.01	22/32	24/41	86/142
Absence of Corruption	0.34	0.01	24/32	36/41	115/142
Open Government	0.52	0.00	17/32	19/41	64/142
Fundamental Rights	0.53	0.00	19/32	24/41	74/142
Order and Security	0.59	0.00	28/32	38/41	124/142
Regulatory Enforcement	0.40	-0.01	27/32	40/41	122/142
Civil Justice	0.33	-0.01	29/32	40/41	136/142
Criminal Justice	0.30	0.01	24/32	36/41	124/142



* Indicates statistically significant change at the 10 percent level

Low Medium High

Guatemala Latin America and Caribbean Upper-Middle



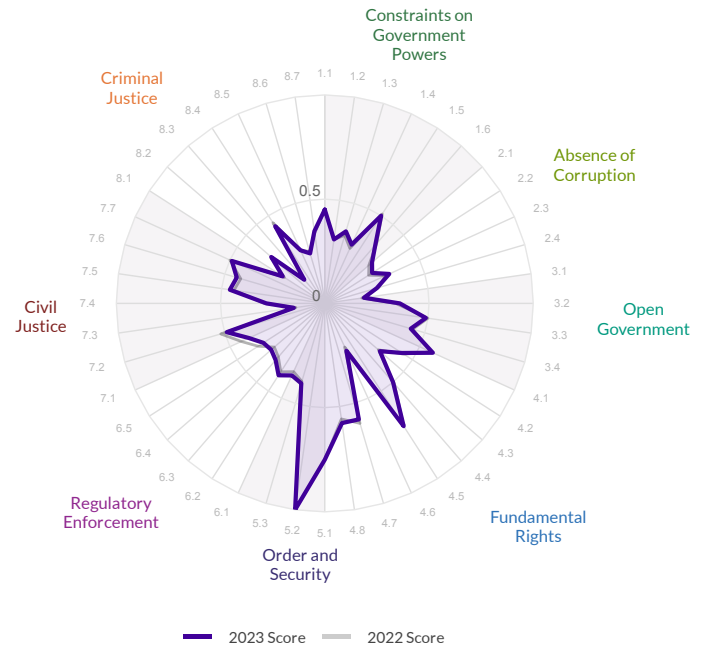
Guinea

Region: Sub-Saharan Africa
Income Group: Low

The scores range from 0 to 1, where 1 signifies the highest possible score and 0 signifies the lowest possible score.

Overall Score	Regional Rank	Income Rank	Global Rank
0.41	22/34	11/18	118/142
Score Change	Rank Change		
0.00	1		

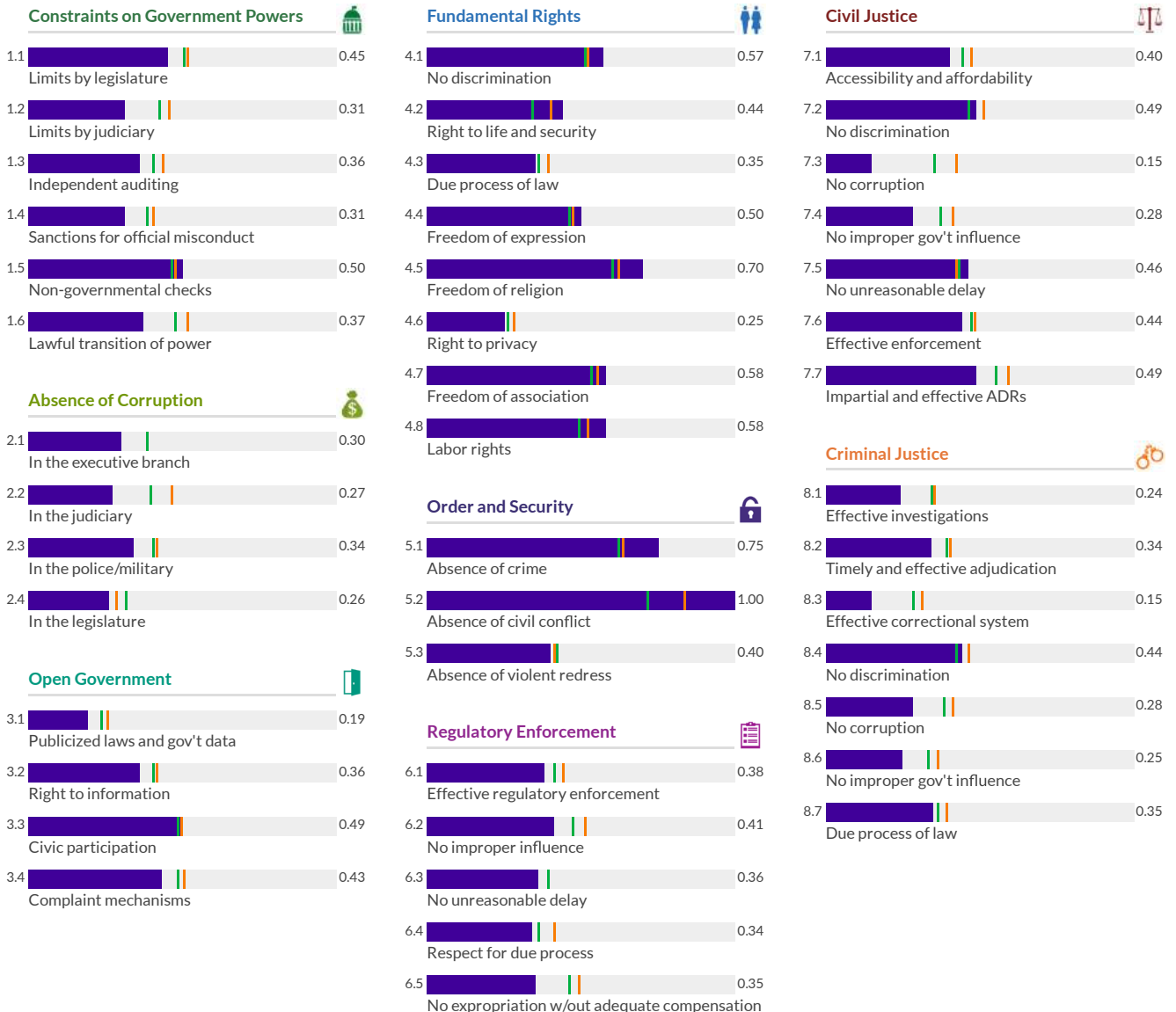
Factor	Score	Score Change	Regional Rank	Income Rank	Global Rank
Constraints on Government Powers	0.38	0.00	25/34	14/18	115/142
Absence of Corruption	0.29	0.01	28/34	15/18	129/142
Open Government	0.37	0.00	24/34	12/18	121/142
Fundamental Rights	0.50	0.00	14/34	7/18	88/142
Order and Security	0.72	0.00	6/34	2/18	74/142
Regulatory Enforcement	0.37	0.01	29/34	14/18	131/142
Civil Justice	0.39	0.00	32/34	15/18	128/142
Criminal Justice	0.29	0.00	29/34	15/18	125/142



* Indicates statistically significant change at the 10 percent level

Low Medium High

Guinea Sub-Saharan Africa Low



Guyana

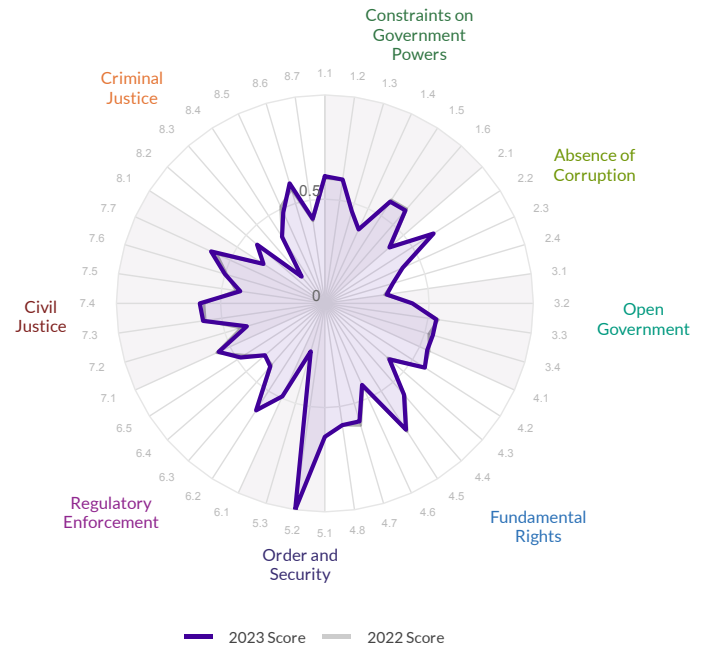
Region: Latin America and Caribbean
Income Group: Upper-Middle

The scores range from 0 to 1, where 1 signifies the highest possible score and 0 signifies the lowest possible score.

Overall Score	Regional Rank	Income Rank	Global Rank
0.50	16/32	22/41	76/142

Score Change	Rank Change
0.00	1 ▲

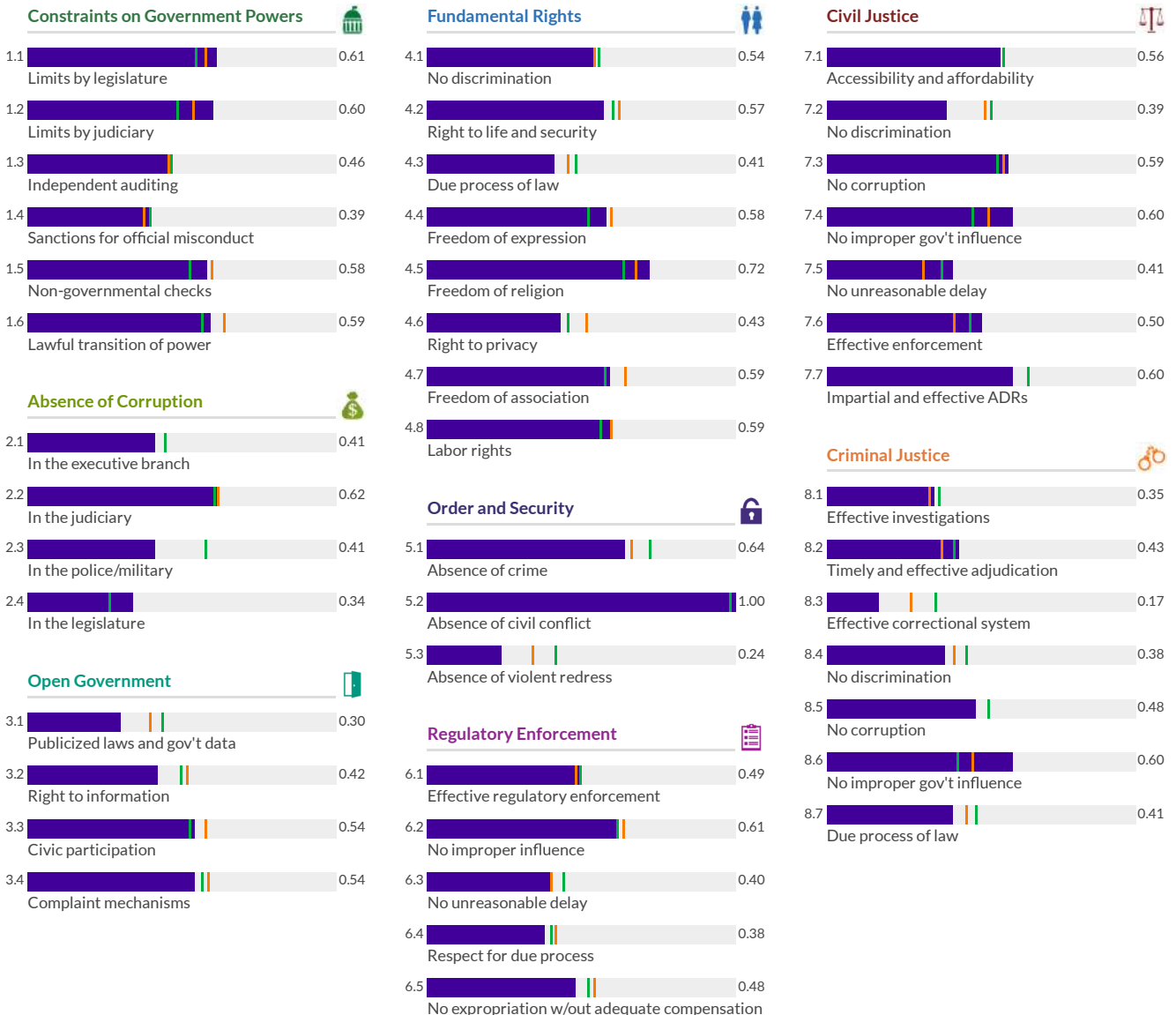
	Factor Score	Score Change	Regional Rank	Income Rank	Global Rank
Constraints on Government Powers	0.54	0.00	14/32	14/41	65/142
Absence of Corruption	0.45	0.00	16/32	24/41	76/142
Open Government	0.45	0.01	25/32	32/41	93/142
Fundamental Rights	0.56	-0.01	18/32	22/41	70/142
Order and Security	0.63	0.00	21/32	31/41	111/142
Regulatory Enforcement	0.47	0.01	20/32	24/41	86/142
Civil Justice	0.52	0.00	16/32	20/41	71/142
Criminal Justice	0.40	0.00	14/32	24/41	81/142



* Indicates statistically significant change at the 10 percent level

Low Medium High

— Guyana — Latin America and Caribbean — Upper-Middle



Haiti

Region: Latin America and Caribbean
Income Group: Lower-Middle

The scores range from 0 to 1, where 1 signifies the highest possible score and 0 signifies the lowest possible score.

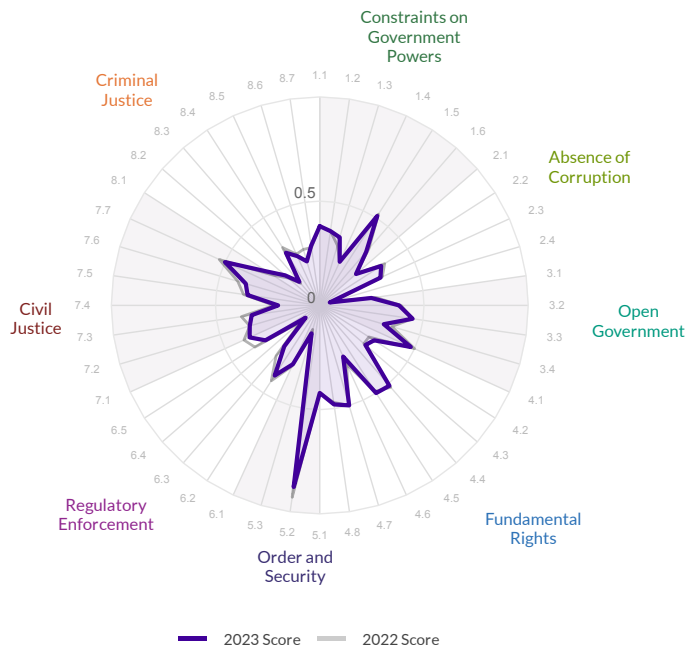
Overall Score	Regional Rank	Income Rank	Global Rank
0.34	31/32	36/37	139/142

Score Change	Rank Change
-0.01	-1

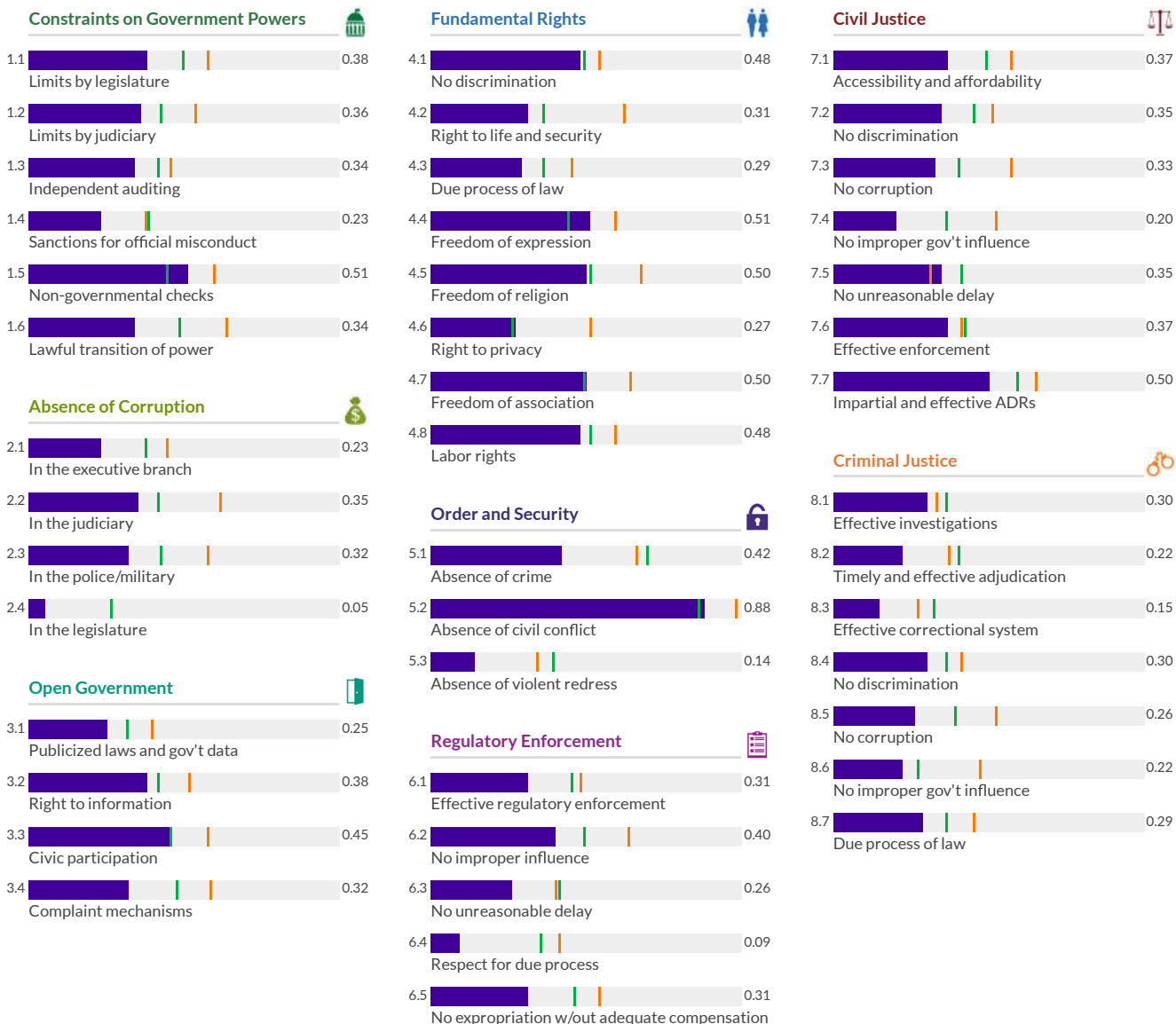
Factor	Score	Score Change	Regional Rank	Income Rank	Global Rank
Constraints on Government Powers	0.36	0.00	29/32	29/37	125/142
Absence of Corruption	0.24	-0.01	32/32	36/37	140/142
Open Government	0.35	-0.02	30/32	28/37	126/142
Fundamental Rights	0.42	0.00	30/32	24/37	117/142
Order and Security	0.48	-0.01	32/32	35/37	135/142
Regulatory Enforcement	0.28	-0.03*	31/32	36/37	140/142
Civil Justice	0.35	-0.03	28/32	33/37	135/142
Criminal Justice	0.25	0.00	29/32	34/37	138/142

* Indicates statistically significant change at the 10 percent level

Low Medium High



Haiti Latin America and Caribbean Lower-Middle



Honduras

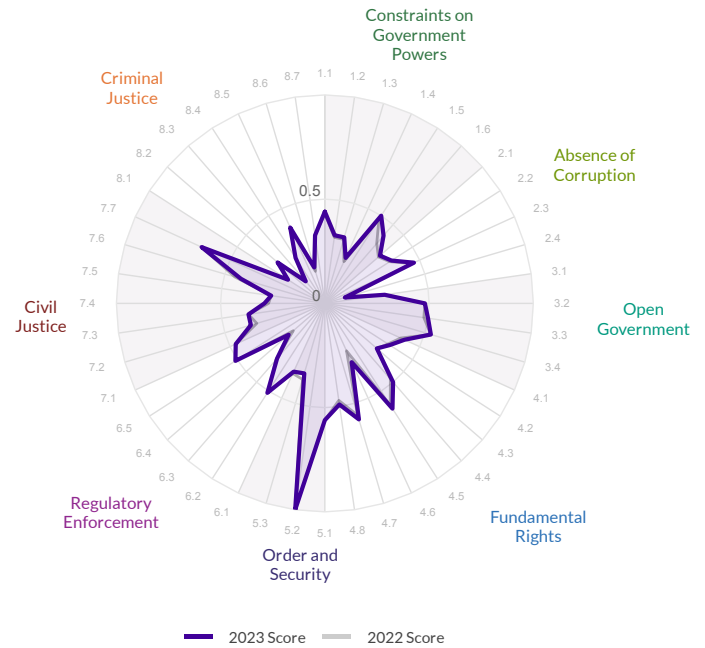
Region: Latin America and Caribbean
Income Group: Lower-Middle

The scores range from 0 to 1, where 1 signifies the highest possible score and 0 signifies the lowest possible score.

Overall Score	Regional Rank	Income Rank	Global Rank
0.41	28/32	23/37	119/142

Score Change	Rank Change
0.01 ▲	4 ▲

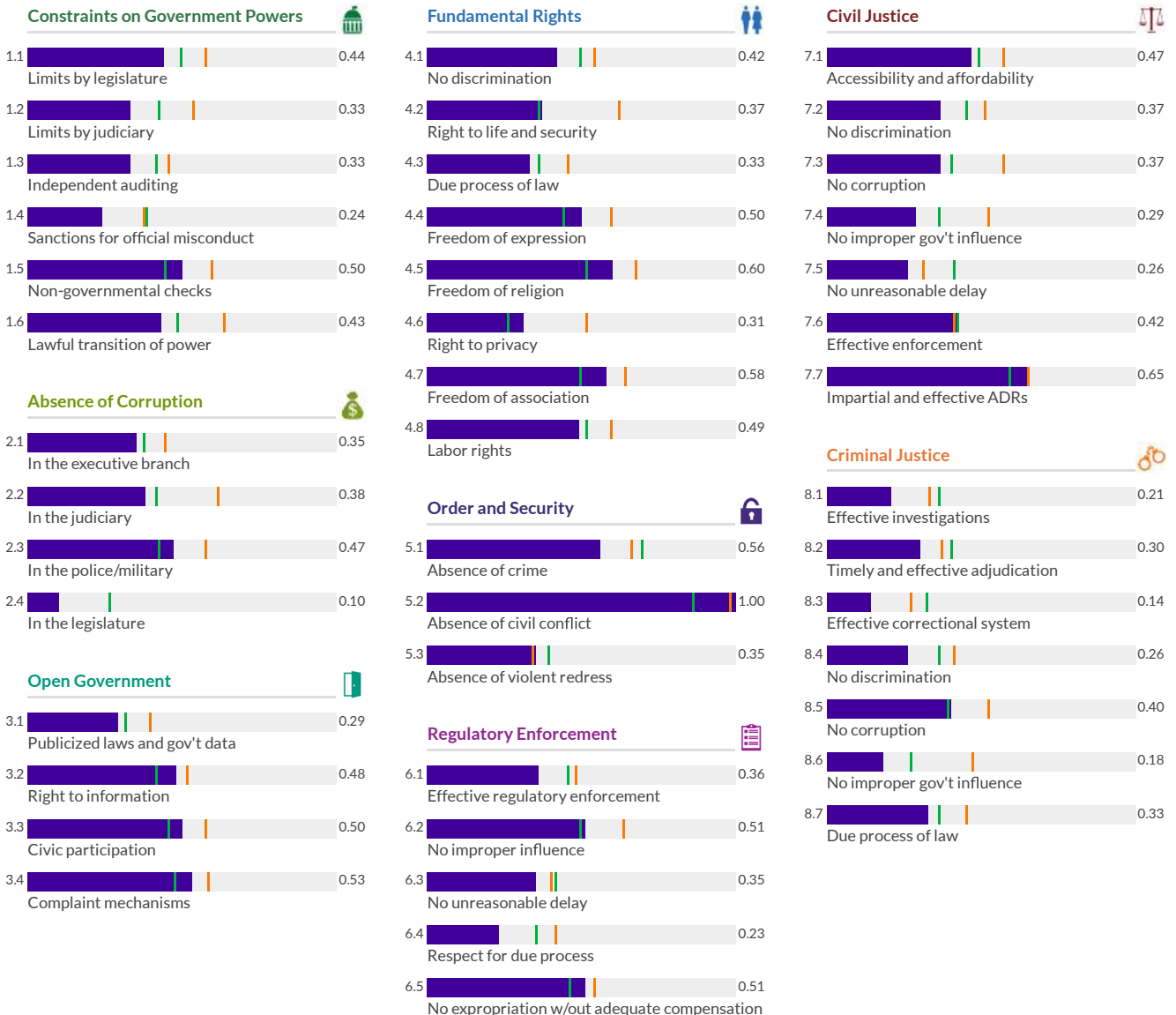
	Factor Score	Score Change	Regional Rank	Income Rank	Global Rank
Constraints on Government Powers	0.38	0.02*	28/32	23/37	116/142
Absence of Corruption	0.32	0.00	26/32	25/37	119/142
Open Government	0.45	0.01	24/32	13/37	92/142
Fundamental Rights	0.45	0.02	28/32	16/37	106/142
Order and Security	0.64	-0.01	20/32	24/37	107/142
Regulatory Enforcement	0.39	0.00	28/32	28/37	124/142
Civil Justice	0.40	0.00	26/32	27/37	123/142
Criminal Justice	0.26	0.00	27/32	30/37	133/142



* Indicates statistically significant change at the 10 percent level

Low Medium High

Honduras Latin America and Caribbean Lower-Middle



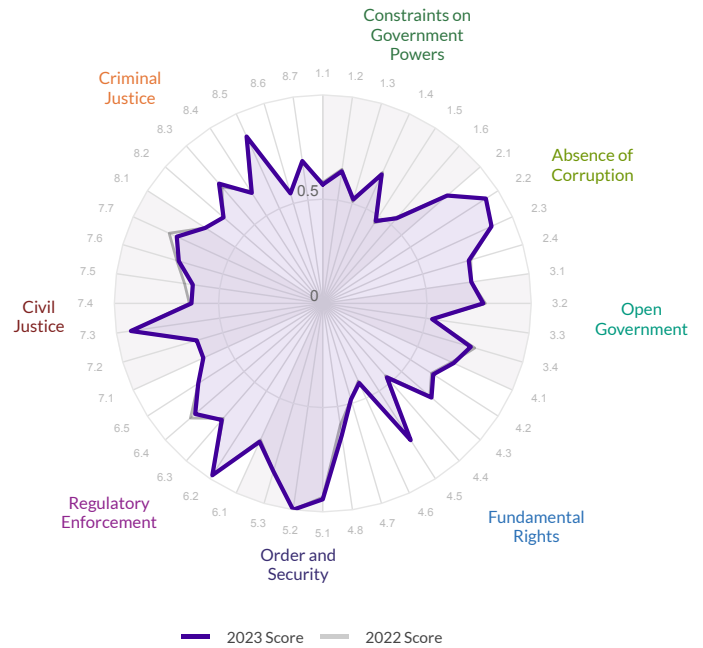
Hong Kong SAR, China

Region: East Asia and Pacific
Income Group: High

The scores range from 0 to 1, where 1 signifies the highest possible score and 0 signifies the lowest possible score.

Overall Score	Regional Rank	Income Rank	Global Rank
0.73	6/15	23/46	23/142
Score Change	Rank Change		
0.00	-1		

Factor	Score	Score Change	Regional Rank	Income Rank	Global Rank
Constraints on Government Powers	0.57	-0.01	8/15	41/46	59/142
Absence of Corruption	0.83	0.00	3/15	9/46	9/142
Open Government	0.69	-0.01	5/15	25/46	26/142
Fundamental Rights	0.60	0.01	6/15	42/46	58/142
Order and Security	0.93	0.00	2/15	6/46	6/142
Regulatory Enforcement	0.79	0.00	5/15	17/46	17/142
Civil Justice	0.71	-0.01	6/15	20/46	20/142
Criminal Justice	0.69	0.00	6/15	20/46	20/142



* Indicates statistically significant change at the 10 percent level

Low Medium High

Hong Kong SAR, China East Asia and Pacific High



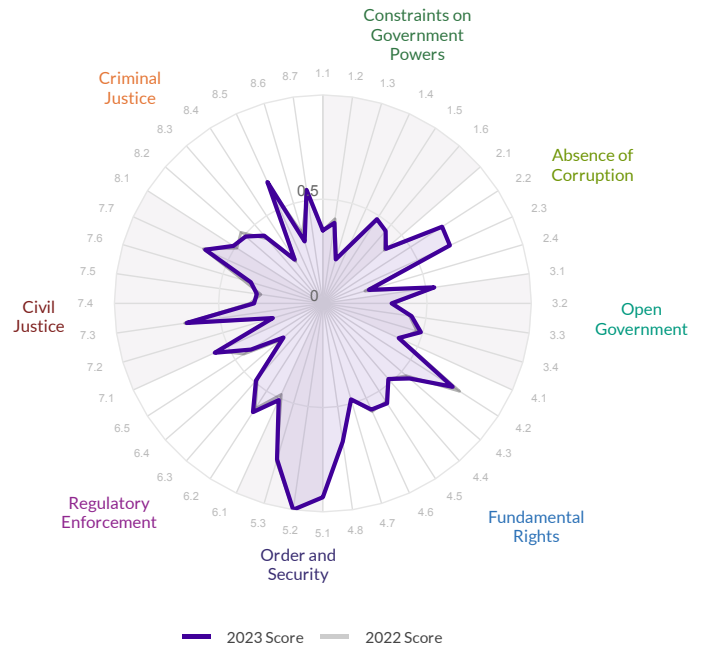
Hungary

Region: EU, EFTA, and North America
Income Group: High

The scores range from 0 to 1, where 1 signifies the highest possible score and 0 signifies the lowest possible score.

Overall Score	Regional Rank	Income Rank	Global Rank
0.51	31/31	45/46	73/142
Score Change	Rank Change		
0.00	2▲		

	Factor Score	Score Change	Regional Rank	Income Rank	Global Rank
Constraints on Government Powers	0.37	0.00	31/31	46/46	123/142
Absence of Corruption	0.50	0.01	30/31	44/46	59/142
Open Government	0.45	0.00	31/31	44/46	95/142
Fundamental Rights	0.55	-0.01	31/31	44/46	71/142
Order and Security	0.90	0.00	10/31	14/46	14/142
Regulatory Enforcement	0.45	0.00	31/31	46/46	98/142
Civil Justice	0.45	-0.01	31/31	46/46	105/142
Criminal Justice	0.45	0.00	30/31	44/46	67/142

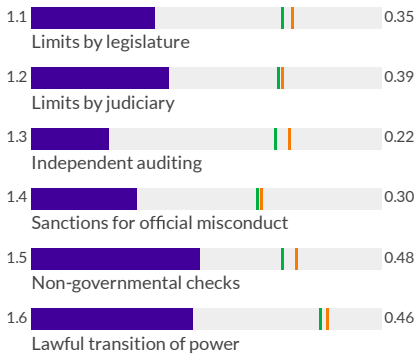


* Indicates statistically significant change at the 10 percent level

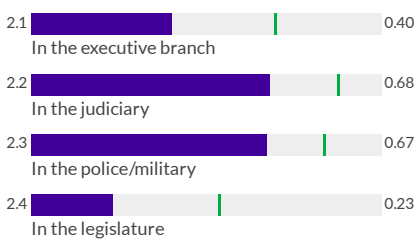
Low Medium High

— Hungary — EU, EFTA, and North America — High

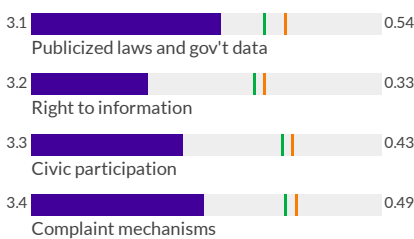
Constraints on Government Powers



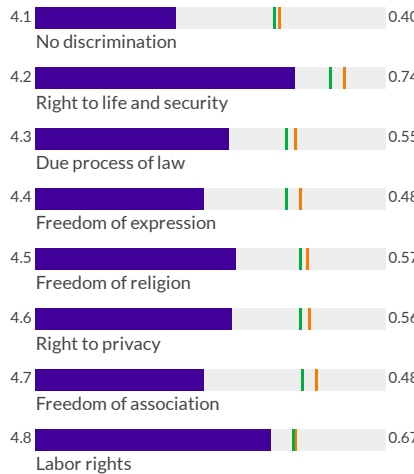
Absence of Corruption



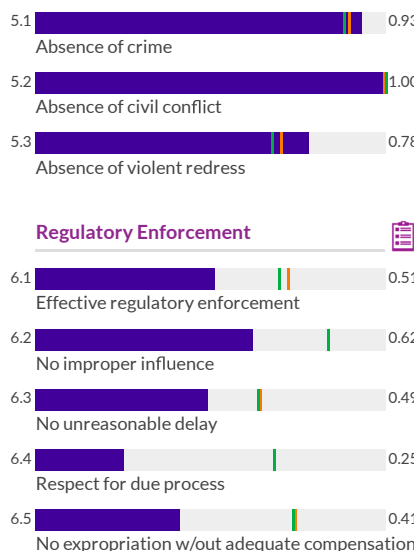
Open Government



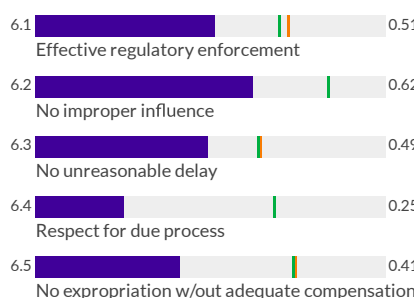
Fundamental Rights



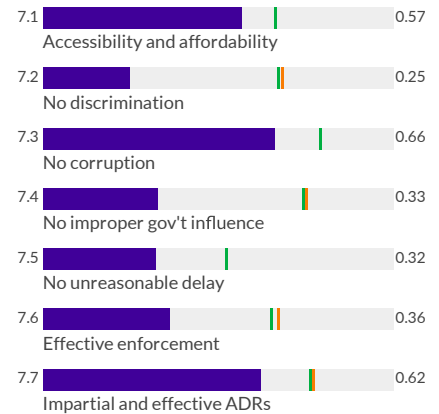
Order and Security



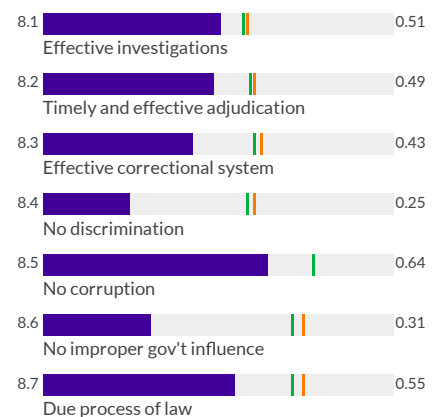
Regulatory Enforcement



Civil Justice



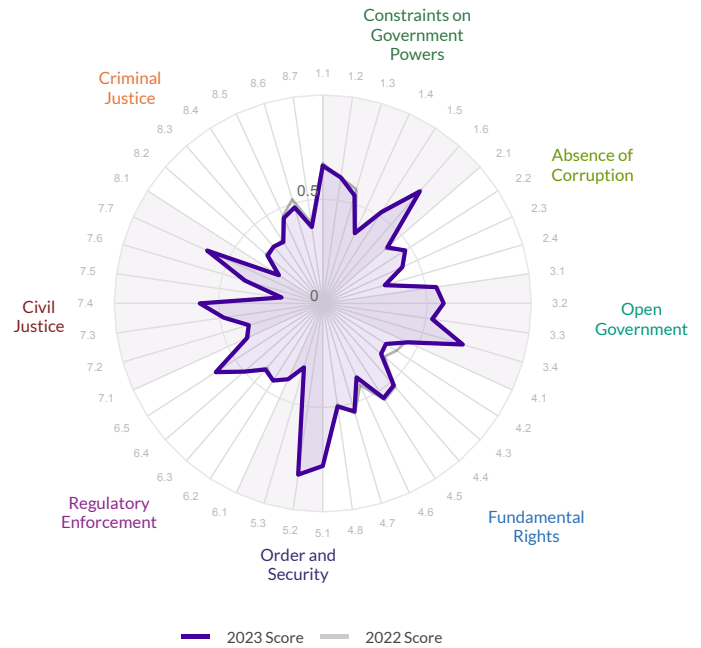
Criminal Justice



The scores range from 0 to 1, where 1 signifies the highest possible score and 0 signifies the lowest possible score.

Overall Score	Regional Rank	Income Rank	Global Rank
0.49	3/6	9/37	79/142
Score Change	Rank Change		
0.00	0		

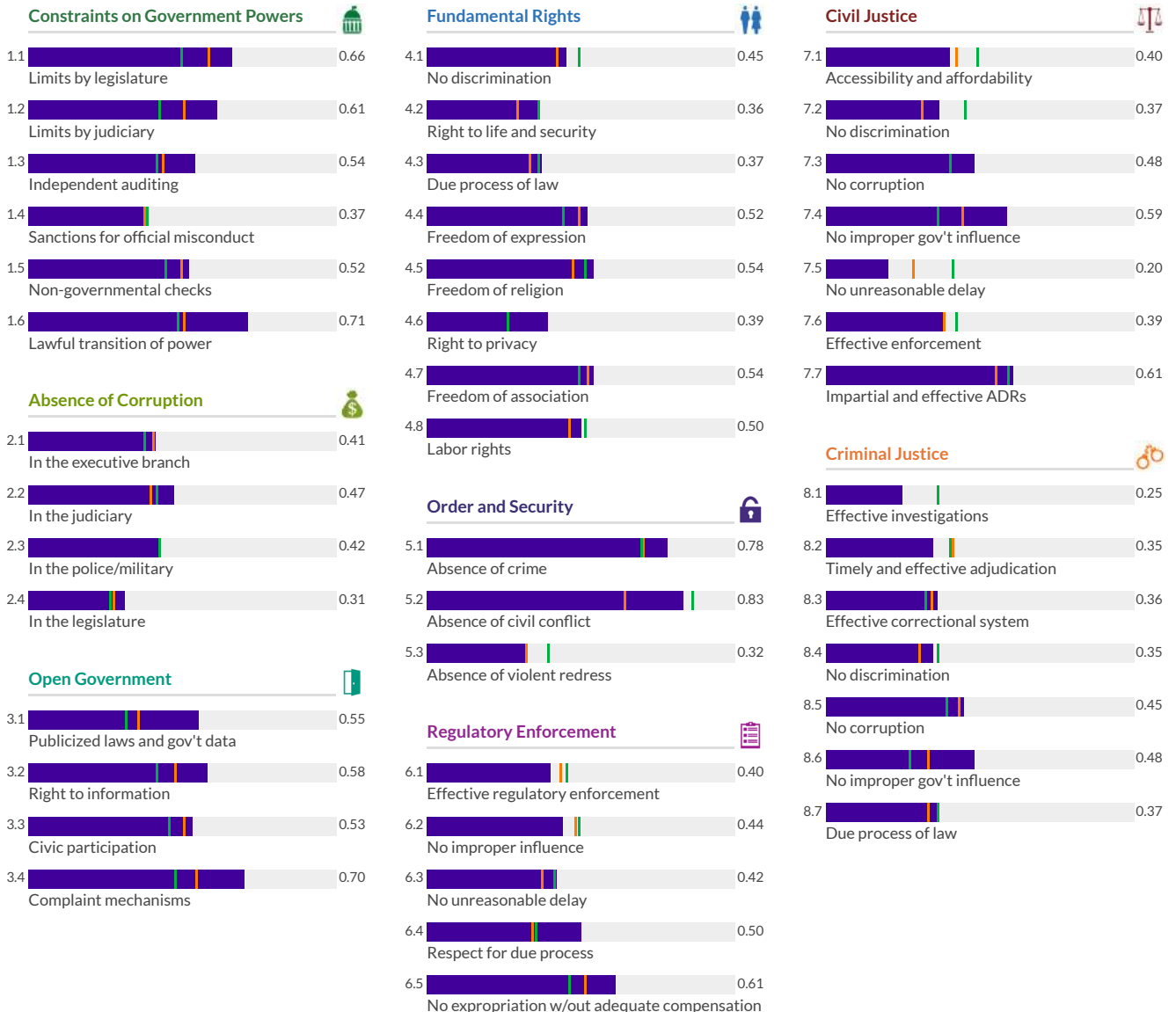
	Factor Score	Score Change	Regional Rank	Income Rank	Global Rank
Constraints on Government Powers	0.57	-0.01	2/6	4/37	58/142
Absence of Corruption	0.40	0.00	3/6	15/37	96/142
Open Government	0.59	0.00	1/6	1/37	42/142
Fundamental Rights	0.46	-0.01	3/6	13/37	99/142
Order and Security	0.64	0.00	3/6	23/37	105/142
Regulatory Enforcement	0.48	0.01	3/6	13/37	83/142
Civil Justice	0.43	0.00	3/6	24/37	111/142
Criminal Justice	0.37	-0.01	3/6	14/37	93/142



* Indicates statistically significant change at the 10 percent level

Low Medium High

India South Asia Lower-Middle



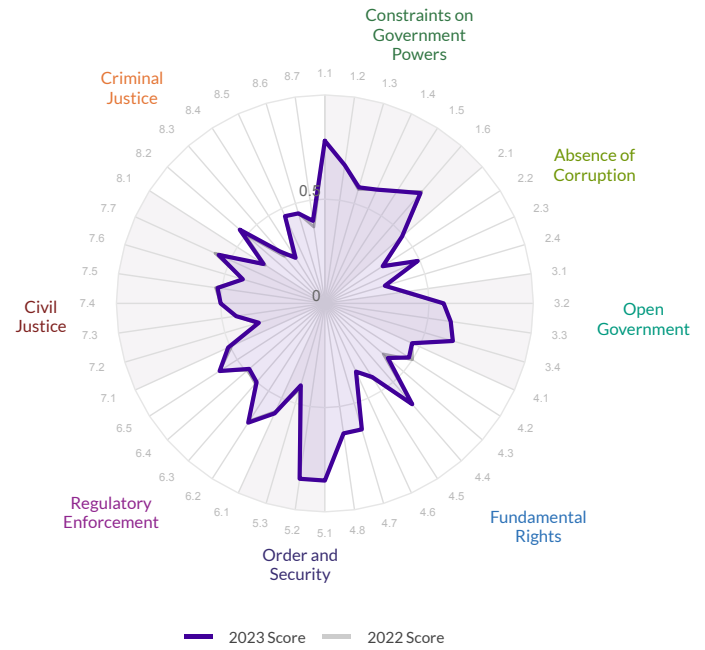
Indonesia

Region: East Asia and Pacific
Income Group: Lower-Middle

The scores range from 0 to 1, where 1 signifies the highest possible score and 0 signifies the lowest possible score.

Overall Score	Regional Rank	Income Rank	Global Rank
0.53	9/15	4/37	66/142
Score Change	Rank Change		
0.00	0		

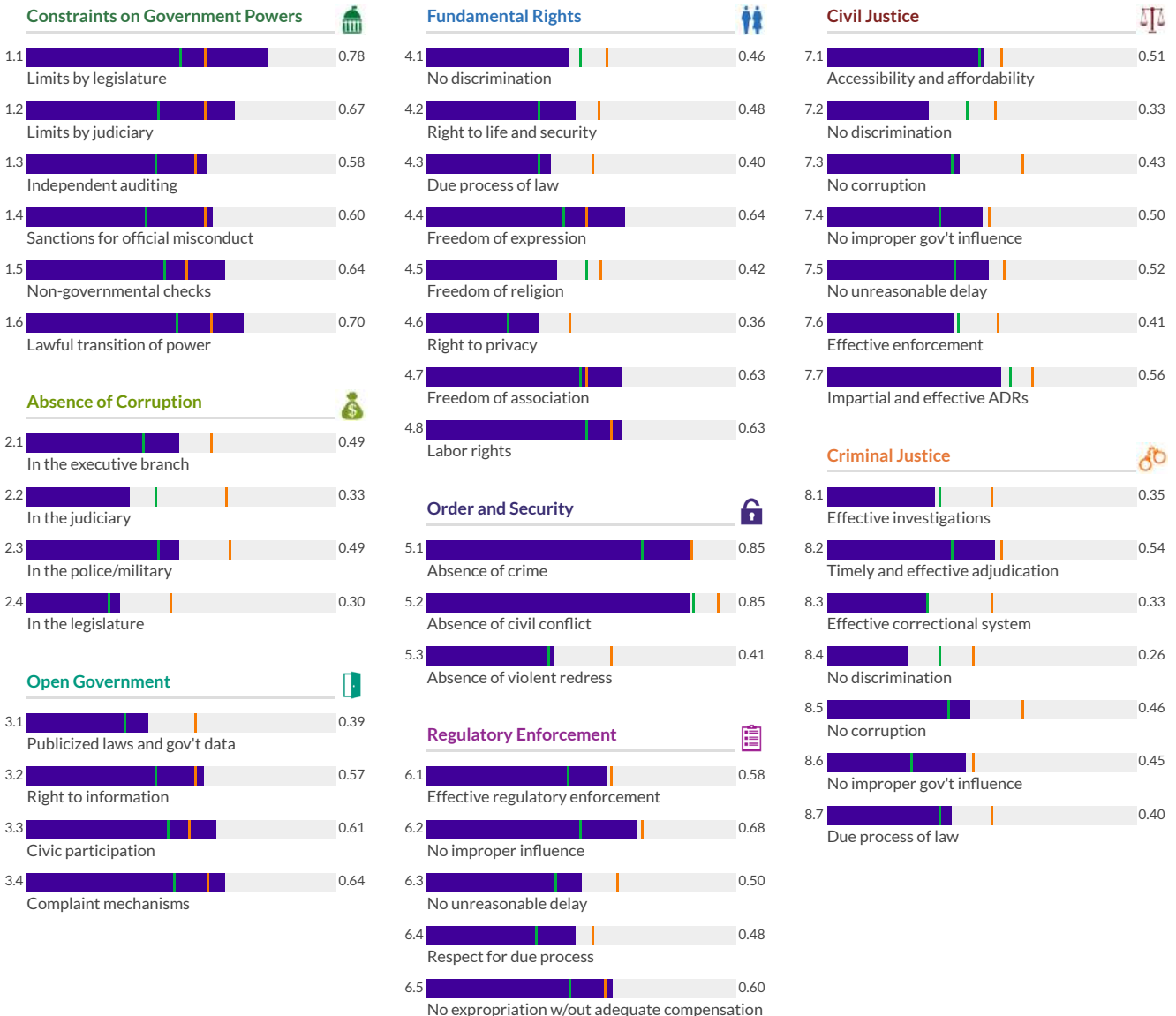
	Factor Score	Score Change	Regional Rank	Income Rank	Global Rank
Constraints on Government Powers	0.66	0.00	6/15	1/37	34/142
Absence of Corruption	0.40	0.00	14/15	14/37	95/142
Open Government	0.55	0.00	7/15	2/37	54/142
Fundamental Rights	0.50	0.00	8/15	8/37	85/142
Order and Security	0.71	0.00	12/15	10/37	79/142
Regulatory Enforcement	0.57	0.00	7/15	1/37	48/142
Civil Justice	0.47	0.00	11/15	15/37	93/142
Criminal Justice	0.40	0.01	12/15	11/37	83/142



* Indicates statistically significant change at the 10 percent level

Low Medium High

Indonesia East Asia and Pacific Lower-Middle



Iran, Islamic Rep.

Region: Middle East and North Africa
Income Group: Lower-Middle

The scores range from 0 to 1, where 1 signifies the highest possible score and 0 signifies the lowest possible score.

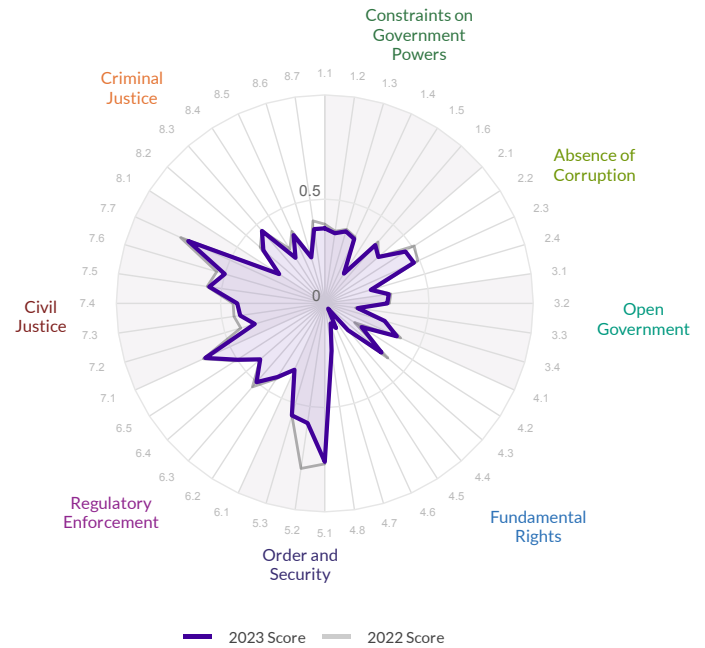
Overall Score	Regional Rank	Income Rank	Global Rank
0.39	8/9	27/37	126/142

Score Change	Rank Change
-0.02 ▾	-5 ▾

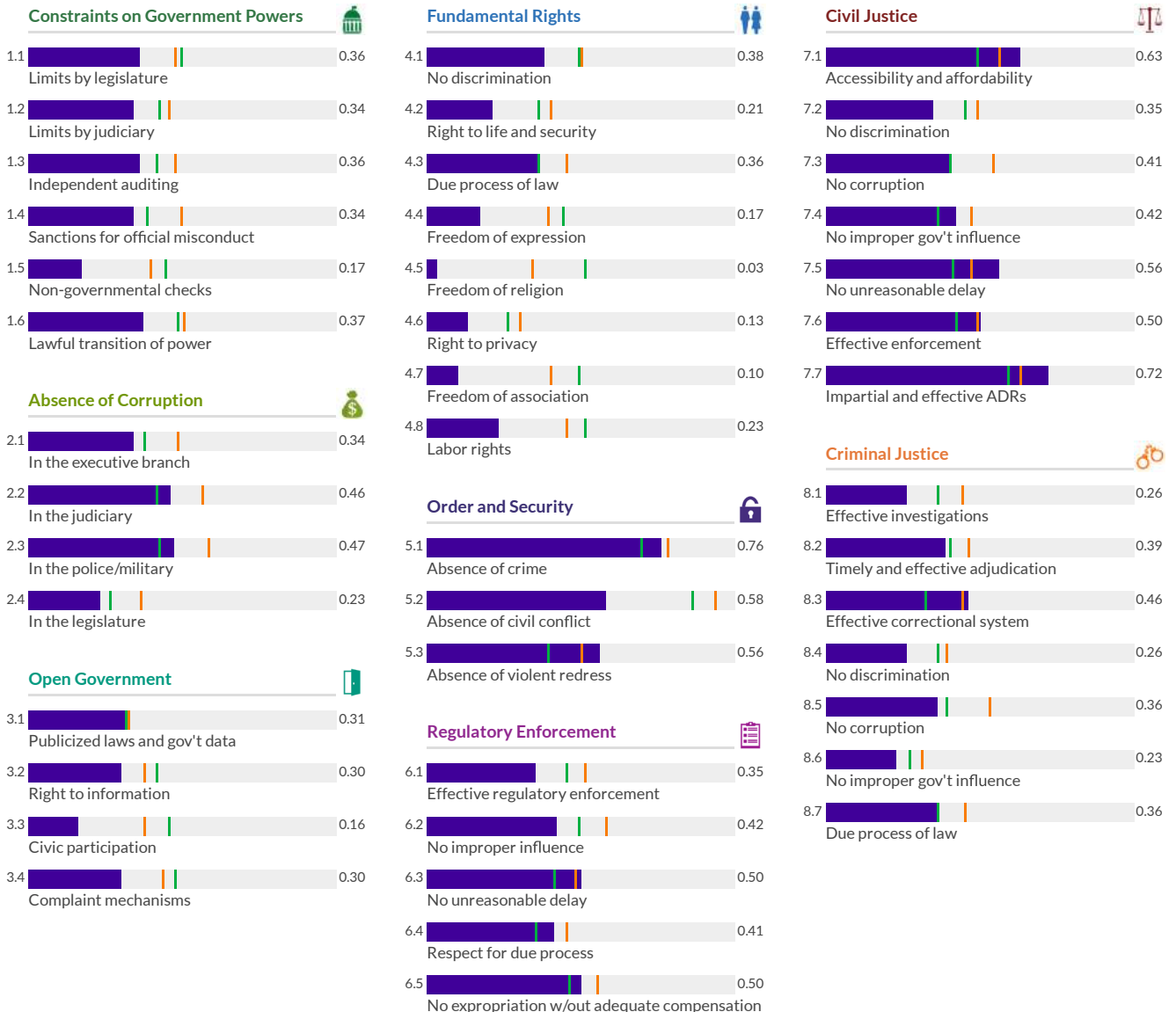
	Factor Score	Score Change	Regional Rank	Income Rank	Global Rank
Constraints on Government Powers	0.32	-0.01	8/9	33/37	131/142
Absence of Corruption	0.37	-0.02	8/9	19/37	107/142
Open Government	0.27	0.00	8/9	35/37	140/142
Fundamental Rights	0.20	0.00	9/9	37/37	142/142
Order and Security	0.63	-0.08*	8/9	26/37	109/142
Regulatory Enforcement	0.44	-0.01	7/9	19/37	106/142
Civil Justice	0.51	-0.03*	6/9	8/37	76/142
Criminal Justice	0.33	-0.02	7/9	23/37	110/142

* Indicates statistically significant change at the 10 percent level

Low Medium High



Iran, Islamic Rep. Middle East and North Africa Lower-Middle



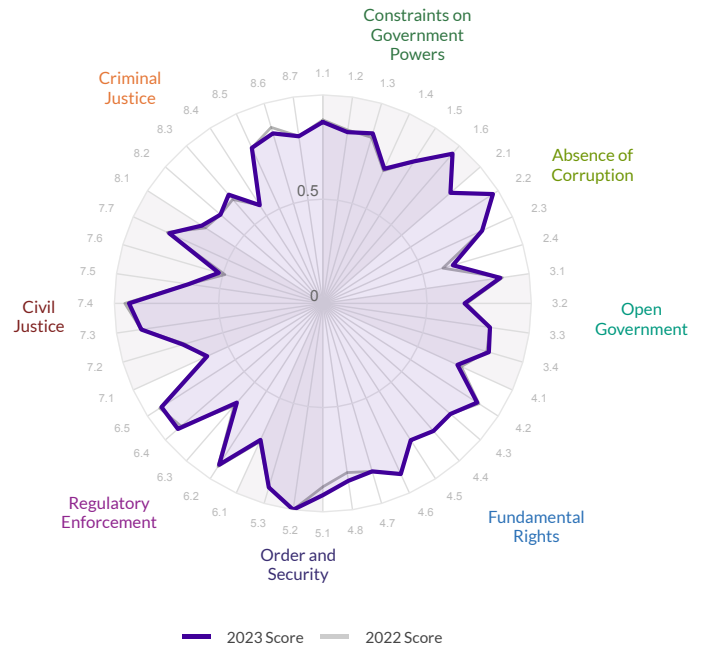
Ireland

Region: EU, EFTA, and North America
Income Group: High

The scores range from 0 to 1, where 1 signifies the highest possible score and 0 signifies the lowest possible score.

Overall Score	Regional Rank	Income Rank	Global Rank
0.81	9/31	10/46	10/142
Score Change	Rank Change		
0.00	0		

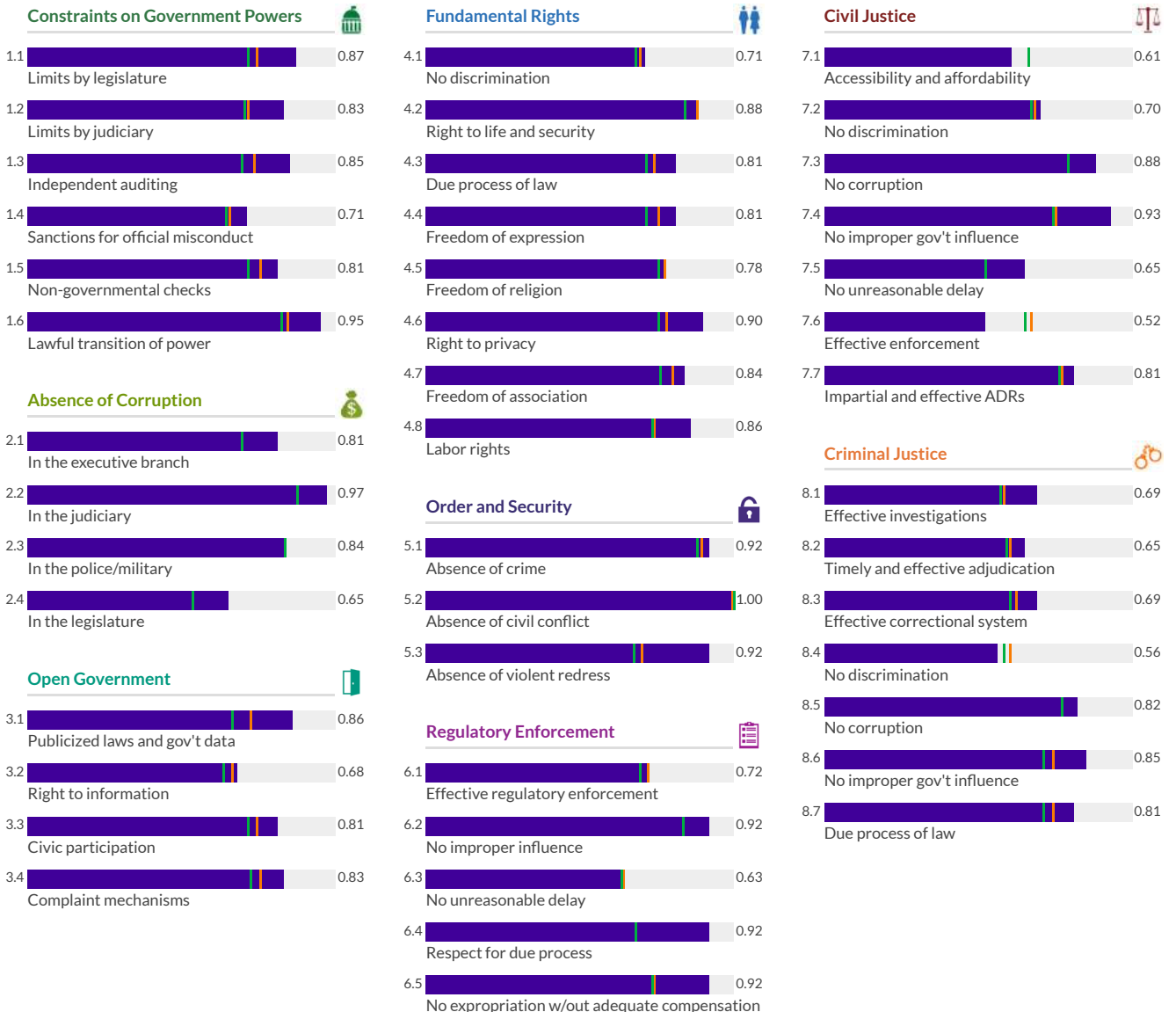
	Factor Score	Score Change	Regional Rank	Income Rank	Global Rank
Constraints on Government Powers	0.83	0.00	8/31	9/46	9/142
Absence of Corruption	0.82	0.01	10/31	14/46	14/142
Open Government	0.79	0.00	9/31	11/46	11/142
Fundamental Rights	0.82	0.00	11/31	11/46	11/142
Order and Security	0.95	0.01	2/31	2/46	2/142
Regulatory Enforcement	0.82	0.00	8/31	10/46	10/142
Civil Justice	0.73	0.00	12/31	17/46	17/142
Criminal Justice	0.72	0.00	11/31	15/46	15/142



* Indicates statistically significant change at the 10 percent level

Low Medium High

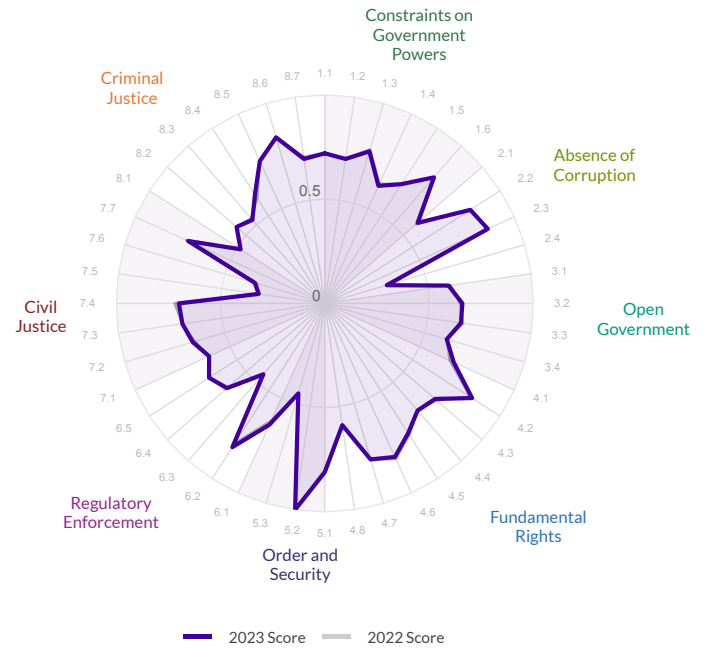
Ireland EU, EFTA, and North America High



The scores range from 0 to 1, where 1 signifies the highest possible score and 0 signifies the lowest possible score.

Overall Score	Regional Rank	Income Rank	Global Rank
0.67	24/31	31/46	32/142
Score Change	Rank Change		
0.00	0		

	Factor Score	Score Change	Regional Rank	Income Rank	Global Rank
Constraints on Government Powers	0.71	-0.01	19/31	23/46	24/142
Absence of Corruption	0.65	0.00	25/31	37/46	41/142
Open Government	0.63	0.00	24/31	31/46	32/142
Fundamental Rights	0.73	0.00	23/31	29/46	30/142
Order and Security	0.75	0.00	30/31	40/46	62/142
Regulatory Enforcement	0.64	0.00	22/31	32/46	33/142
Civil Justice	0.58	0.00	27/31	39/46	51/142
Criminal Justice	0.64	0.00	19/31	26/46	26/142



* Indicates statistically significant change at the 10 percent level

Low Medium High

Italy EU, EFTA, and North America High

Factor	Score	Regional Rank	Income Rank	Global Rank
Constraints on Government Powers	0.71	19/31	23/46	24/142
1.1 Limits by legislature	0.72			
1.2 Limits by judiciary	0.70			
1.3 Independent auditing	0.76			
1.4 Sanctions for official misconduct	0.62			
1.5 Non-governmental checks	0.68			
1.6 Lawful transition of power	0.80			
Absence of Corruption	0.65	25/31	37/46	41/142
2.1 In the executive branch	0.59			
2.2 In the judiciary	0.83			
2.3 In the police/military	0.86			
2.4 In the legislature	0.31			
Open Government	0.63	24/31	31/46	32/142
3.1 Publicized laws and gov't data	0.60			
3.2 Right to information	0.66			
3.3 Civic participation	0.66			
3.4 Complaint mechanisms	0.61			
Fundamental Rights	0.73	23/31	29/46	30/142
4.1 No discrimination	0.68			
4.2 Right to life and security	0.84			
4.3 Due process of law	0.70			
4.4 Freedom of expression	0.68			
4.5 Freedom of religion	0.74			
4.6 Right to privacy	0.81			
4.7 Freedom of association	0.78			
4.8 Labor rights	0.59			
Order and Security	0.75	30/31	40/46	62/142
5.1 Absence of crime	0.81			
5.2 Absence of civil conflict	1.00			
5.3 Absence of violent redress	0.45			
Regulatory Enforcement	0.64	22/31	32/46	33/142
6.1 Effective regulatory enforcement	0.64			
6.2 No improper influence	0.82			
6.3 No unreasonable delay	0.45			
6.4 Respect for due process	0.62			
6.5 No expropriation w/out adequate compensation	0.66			
Civil Justice	0.58	27/31	39/46	51/142
7.1 Accessibility and affordability	0.61			
7.2 No discrimination	0.66			
7.3 No corruption	0.69			
7.4 No improper gov't influence	0.70			
7.5 No unreasonable delay	0.32			
7.6 Effective enforcement	0.35			
7.7 Impartial and effective ADRs	0.72			
Criminal Justice	0.64	19/31	26/46	26/142
8.1 Effective investigations	0.48			
8.2 Timely and effective adjudication	0.56			
8.3 Effective correctional system	0.53			
8.4 No discrimination	0.62			
8.5 No corruption	0.75			
8.6 No improper gov't influence	0.83			
8.7 Due process of law	0.70			

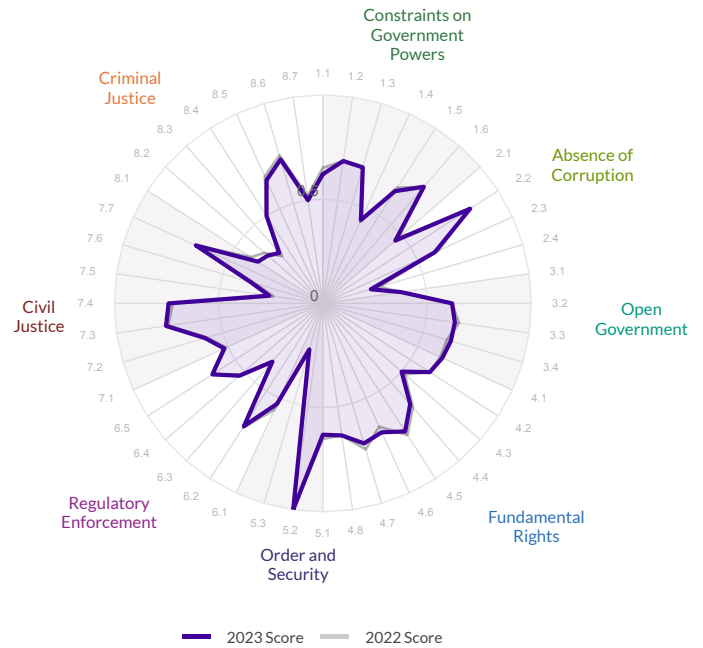
Jamaica

Region: Latin America and Caribbean
Income Group: Upper-Middle

The scores range from 0 to 1, where 1 signifies the highest possible score and 0 signifies the lowest possible score.

Overall Score	Regional Rank	Income Rank	Global Rank
0.57	12/32	10/41	54/142
Score Change	Rank Change		
-0.01 ▾	-1 ▾		

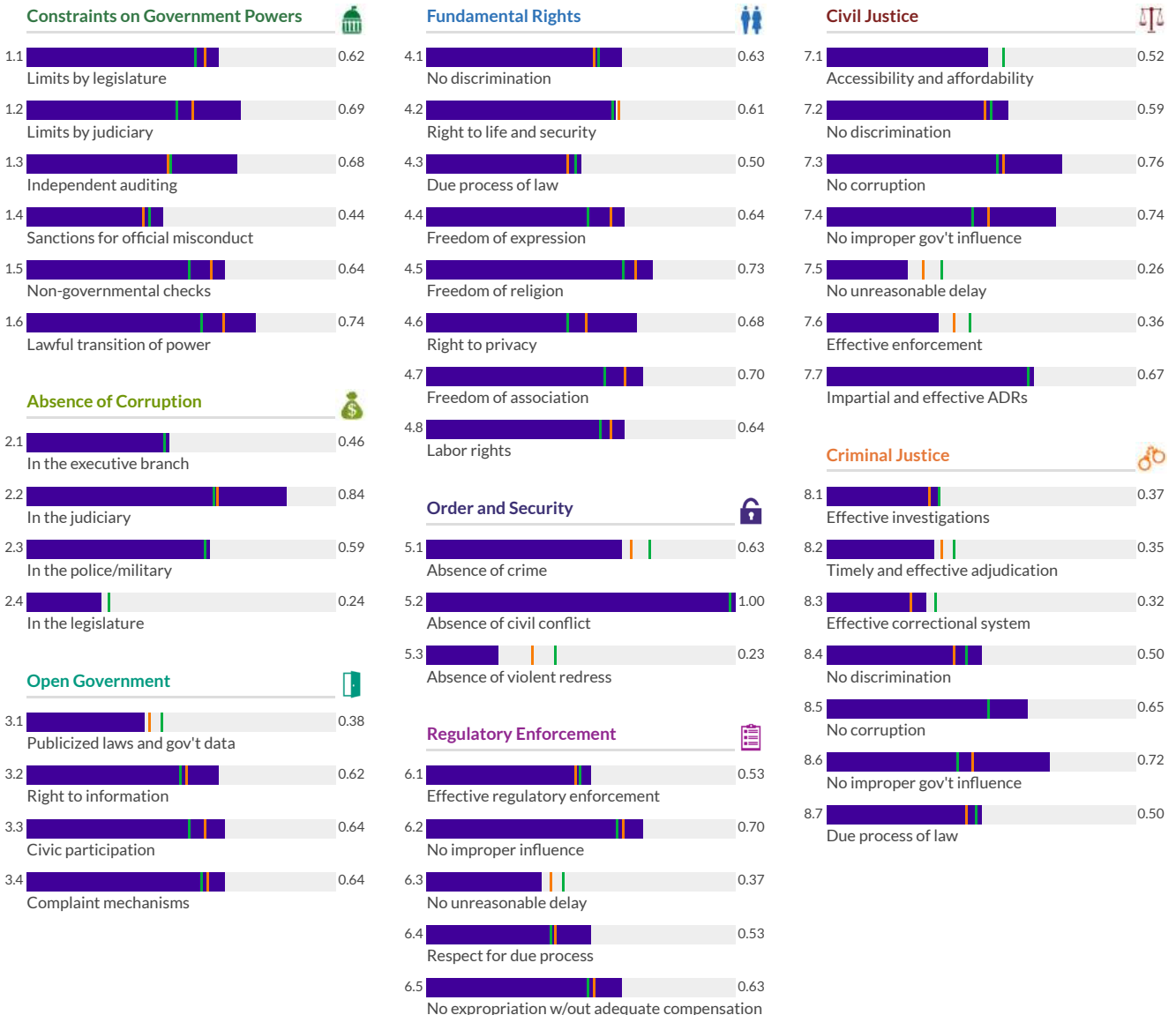
	Factor Score	Score Change	Regional Rank	Income Rank	Global Rank
Constraints on Government Powers	0.64	-0.01	5/32	3/41	39/142
Absence of Corruption	0.53	-0.02	12/32	11/41	55/142
Open Government	0.57	0.00	8/32	12/41	50/142
Fundamental Rights	0.64	-0.01	10/32	8/41	46/142
Order and Security	0.62	-0.01	22/32	32/41	114/142
Regulatory Enforcement	0.55	0.00	8/32	7/41	52/142
Civil Justice	0.56	0.01	13/32	14/41	61/142
Criminal Justice	0.49	-0.01	13/32	14/41	57/142



* Indicates statistically significant change at the 10 percent level

Low Medium High

Jamaica Latin America and Caribbean Upper-Middle



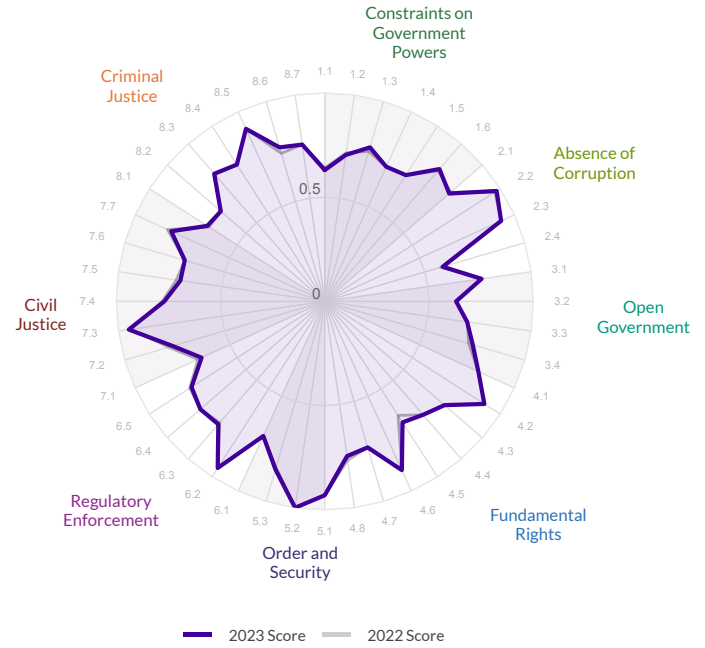
Japan

Region: East Asia and Pacific
Income Group: High

The scores range from 0 to 1, where 1 signifies the highest possible score and 0 signifies the lowest possible score.

Overall Score	Regional Rank	Income Rank	Global Rank
0.79	3/15	14/46	14/142
Score Change	Rank Change		
0.00	2▲		

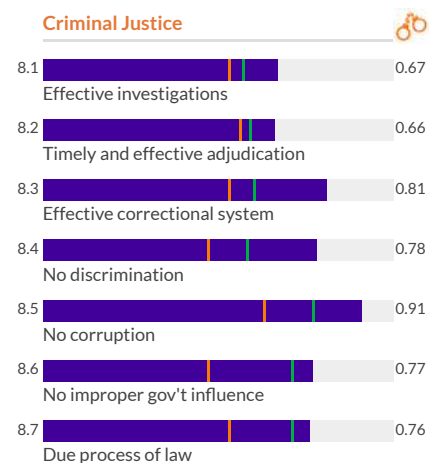
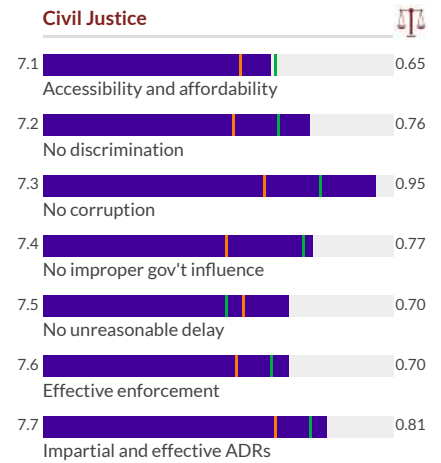
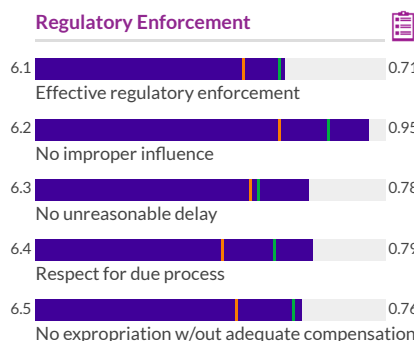
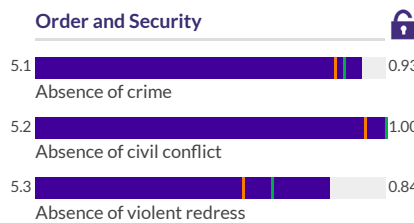
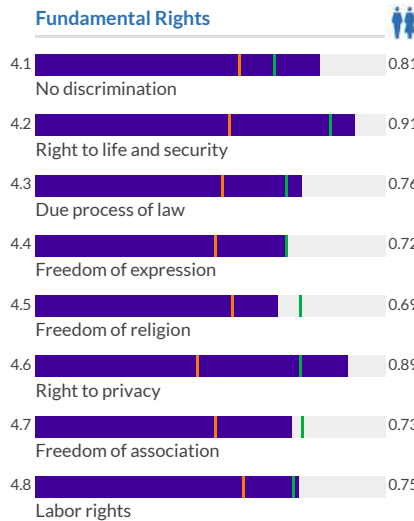
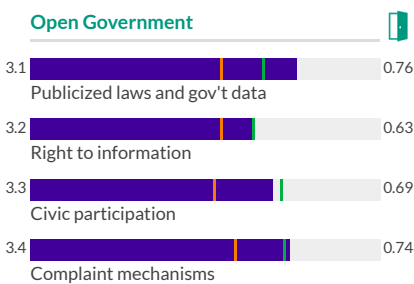
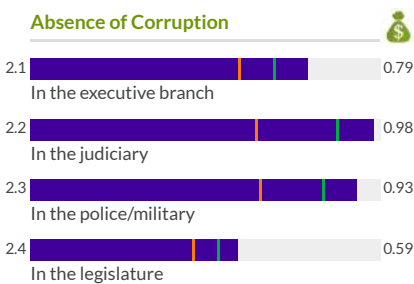
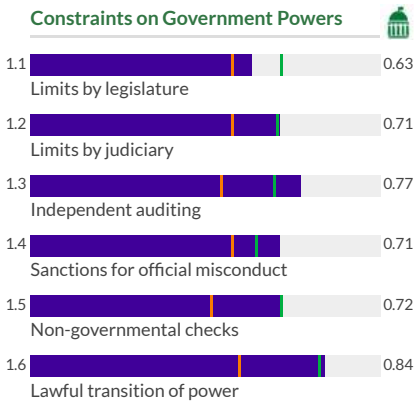
	Factor Score	Score Change	Regional Rank	Income Rank	Global Rank
Constraints on Government Powers	0.73	0.00	3/15	20/46	21/142
Absence of Corruption	0.82	0.00	4/15	13/46	13/142
Open Government	0.70	0.00	4/15	21/46	21/142
Fundamental Rights	0.78	0.00	2/15	18/46	19/142
Order and Security	0.92	0.00	3/15	8/46	8/142
Regulatory Enforcement	0.80	0.00	4/15	15/46	15/142
Civil Justice	0.76	-0.01	3/15	12/46	12/142
Criminal Justice	0.76	0.00	2/15	8/46	8/142



* Indicates statistically significant change at the 10 percent level

Low Medium High

Japan East Asia and Pacific High



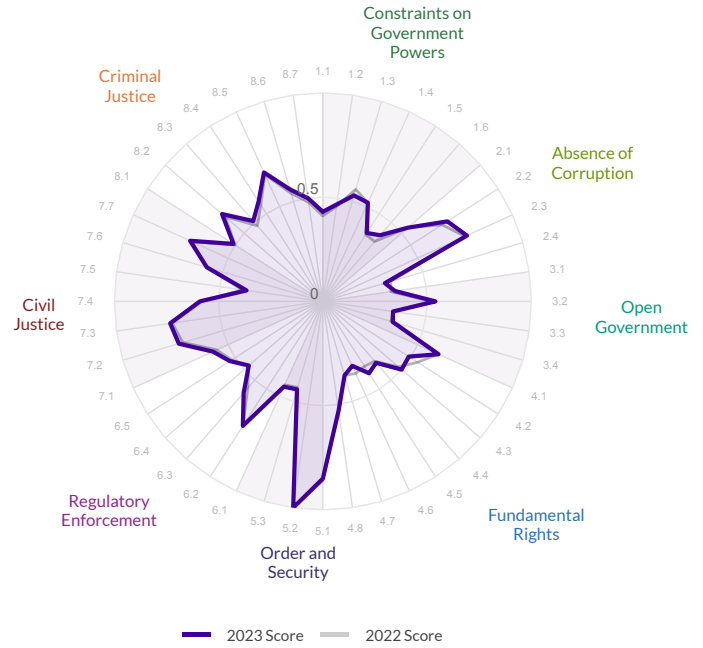
Jordan

Region: Middle East and North Africa
Income Group: Upper-Middle

The scores range from 0 to 1, where 1 signifies the highest possible score and 0 signifies the lowest possible score.

Overall Score	Regional Rank	Income Rank	Global Rank
0.55	3/9	16/41	62/142
Score Change	Rank Change		
0.01 ▲	1 ▲		

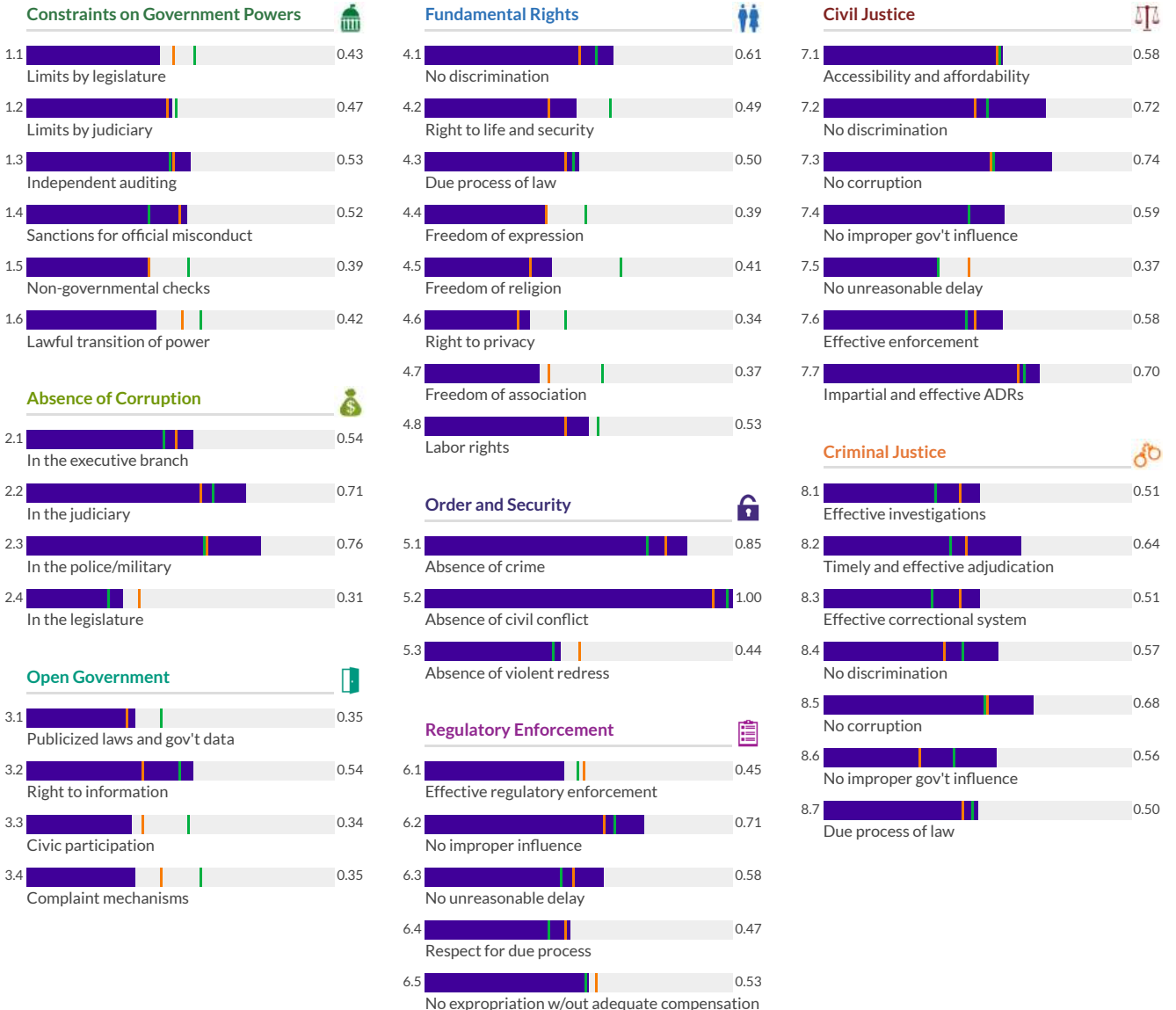
	Factor Score	Score Change	Regional Rank	Income Rank	Global Rank
Constraints on Government Powers	0.46	0.01	7/9	29/41	99/142
Absence of Corruption	0.58	0.00	3/9	7/41	47/142
Open Government	0.39	0.01	5/9	37/41	109/142
Fundamental Rights	0.46	0.00	3/9	35/41	103/142
Order and Security	0.76	0.00	3/9	14/41	56/142
Regulatory Enforcement	0.55	0.01	3/9	9/41	54/142
Civil Justice	0.61	0.01	2/9	8/41	44/142
Criminal Justice	0.57	0.02	2/9	4/41	39/142



* Indicates statistically significant change at the 10 percent level

Low Medium High

Jordan Middle East and North Africa Upper-Middle



Kazakhstan

Region: Eastern Europe and Central Asia
Income Group: Upper-Middle

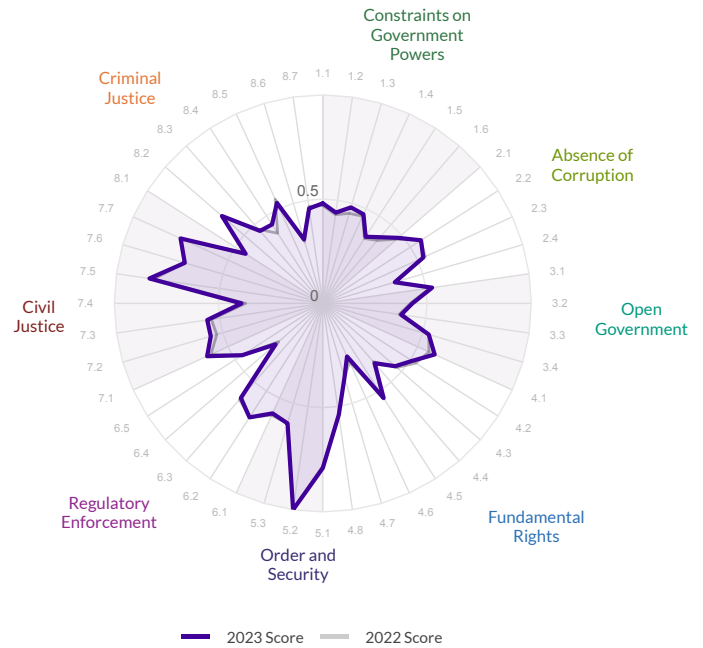
The scores range from 0 to 1, where 1 signifies the highest possible score and 0 signifies the lowest possible score.

Overall Score	Regional Rank	Income Rank	Global Rank
0.53	4/15	18/41	65/142
Score Change	Rank Change		
0.01 ▲	2 ▲		

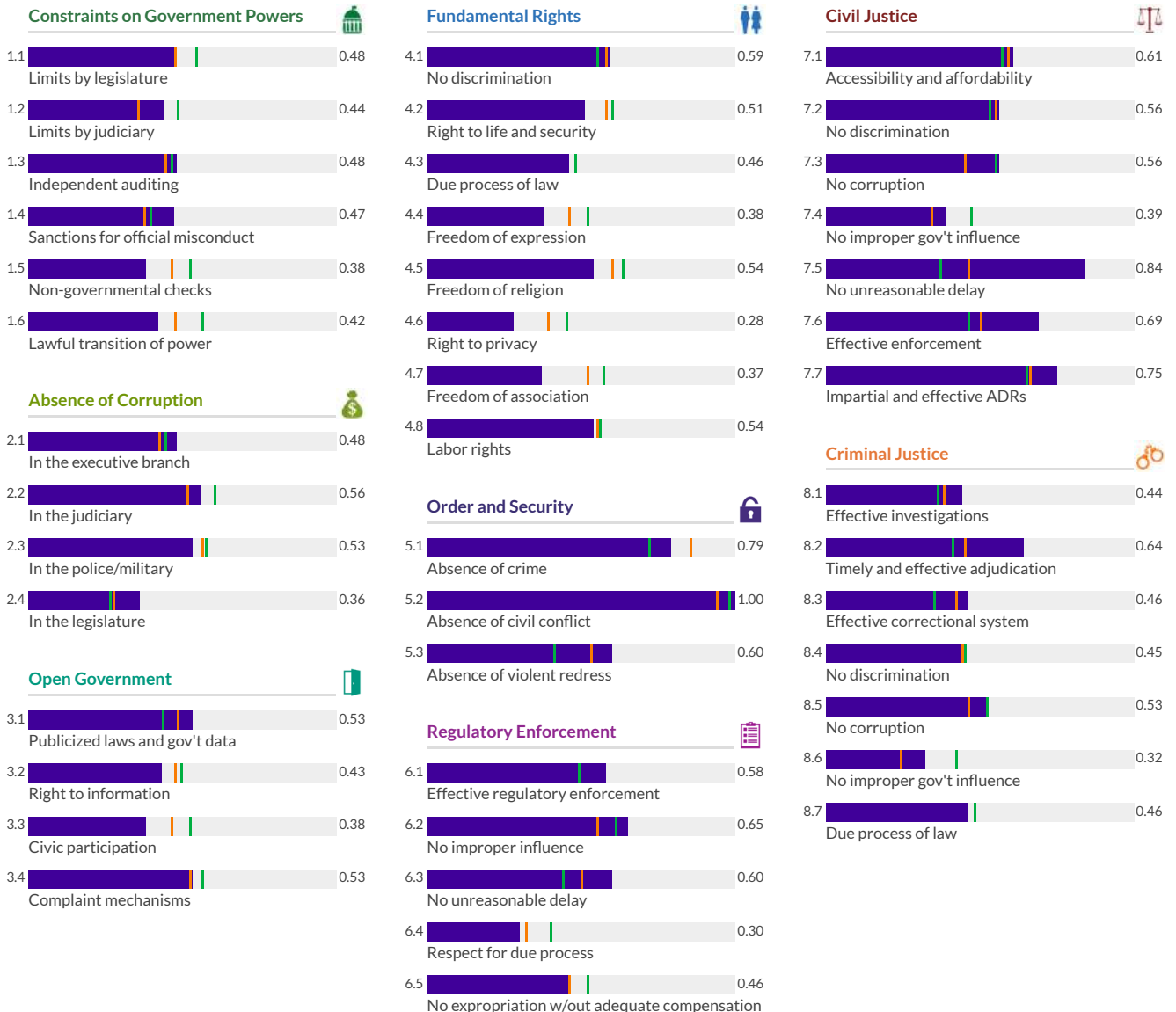
	Factor Score	Score Change	Regional Rank	Income Rank	Global Rank
Constraints on Government Powers	0.45	0.02	8/15	32/41	103/142
Absence of Corruption	0.48	0.00	4/15	16/41	63/142
Open Government	0.47	0.01	10/15	28/41	84/142
Fundamental Rights	0.46	0.00	11/15	33/41	100/142
Order and Security	0.80	0.00	7/15	7/41	44/142
Regulatory Enforcement	0.52	0.00	2/15	15/41	61/142
Civil Justice	0.63	0.02	1/15	4/41	36/142
Criminal Justice	0.47	0.00	3/15	16/41	61/142

* Indicates statistically significant change at the 10 percent level

Low Medium High



— Kazakhstan — Eastern Europe and Central Asia — Upper-Middle



Kenya

Region: Sub-Saharan Africa
Income Group: Lower-Middle

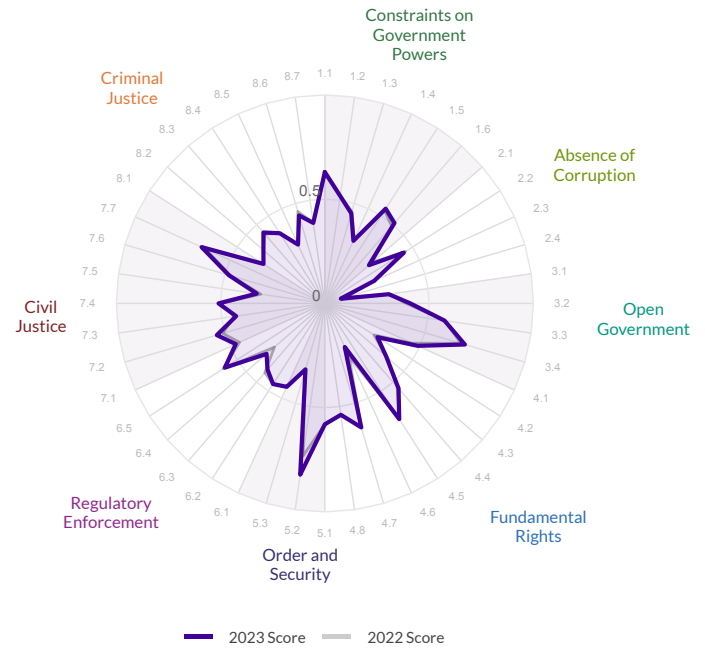
The scores range from 0 to 1, where 1 signifies the highest possible score and 0 signifies the lowest possible score.

Overall Score	Regional Rank	Income Rank	Global Rank
0.46	13/34	17/37	101/142
Score Change	Rank Change		
0.01 ▲	5 ▲		

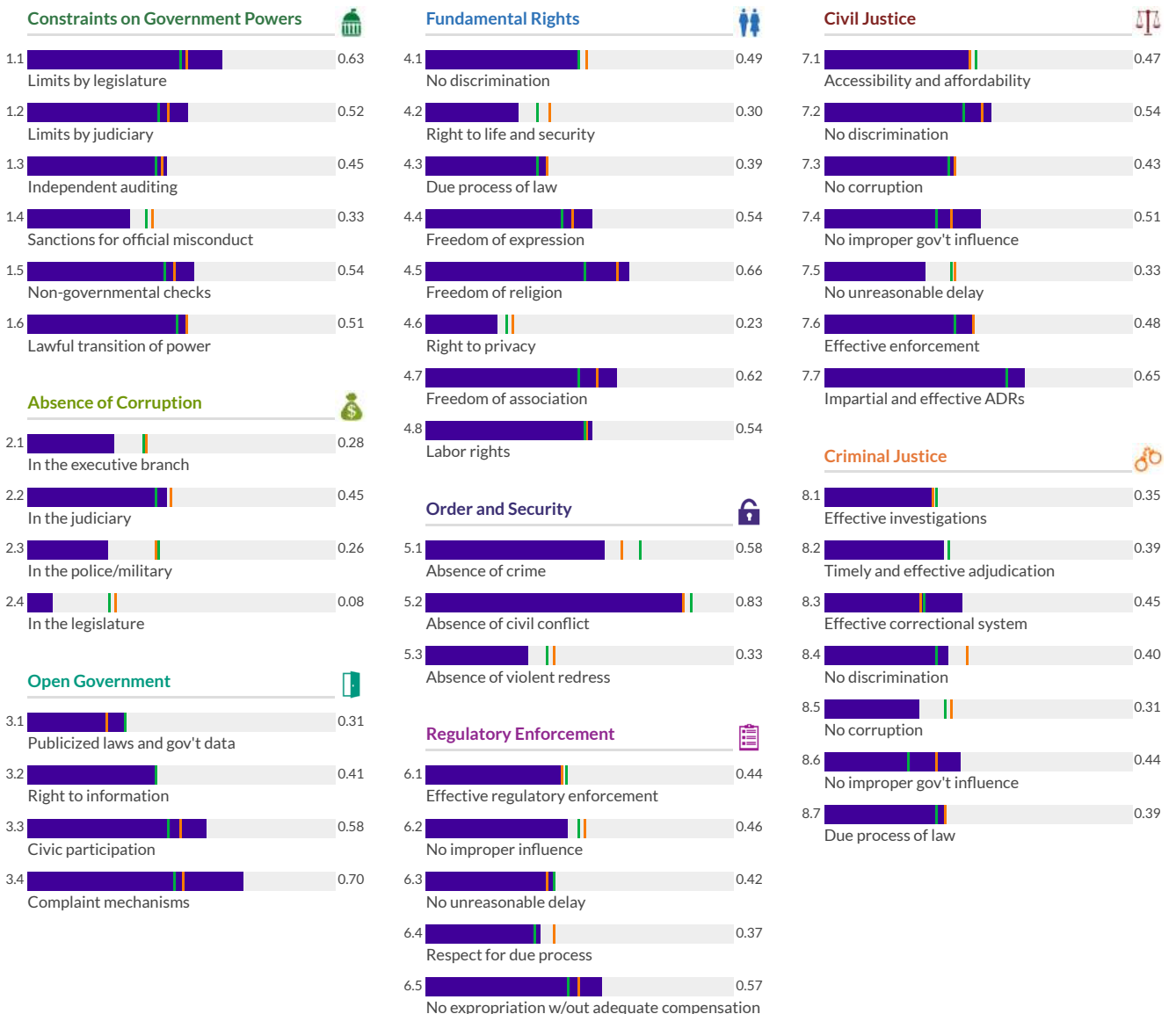
	Factor Score	Score Change	Regional Rank	Income Rank	Global Rank
Constraints on Government Powers	0.50	0.00	13/34	12/37	83/142
Absence of Corruption	0.27	-0.01	29/34	33/37	133/142
Open Government	0.50	0.01	6/34	8/37	71/142
Fundamental Rights	0.47	0.00	16/34	10/37	94/142
Order and Security	0.58	0.03*	24/34	32/37	126/142
Regulatory Enforcement	0.45	0.00	16/34	16/37	100/142
Civil Justice	0.49	0.02	11/34	12/37	85/142
Criminal Justice	0.39	0.00	14/34	13/37	88/142

* Indicates statistically significant change at the 10 percent level

Low Medium High



Kenya Sub-Saharan Africa Lower-Middle



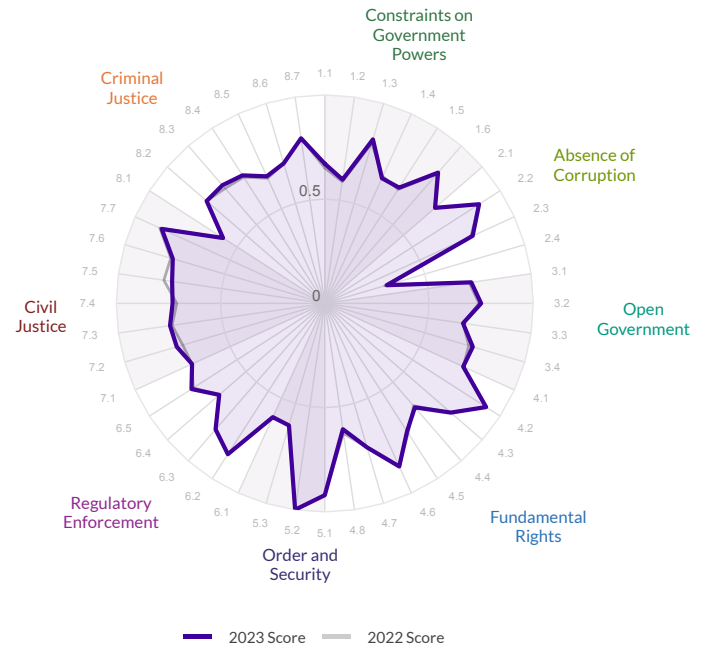
Korea, Rep.

Region: East Asia and Pacific
Income Group: High

The scores range from 0 to 1, where 1 signifies the highest possible score and 0 signifies the lowest possible score.

Overall Score	Regional Rank	Income Rank	Global Rank
0.74	5/15	19/46	19/142
Score Change	Rank Change		
0.00	0		

	Factor Score	Score Change	Regional Rank	Income Rank	Global Rank
Constraints on Government Powers	0.71	0.01	4/15	26/46	27/142
Absence of Corruption	0.67	0.00	6/15	31/46	34/142
Open Government	0.72	0.01	3/15	20/46	20/142
Fundamental Rights	0.75	0.00	4/15	24/46	25/142
Order and Security	0.84	0.00	6/15	27/46	29/142
Regulatory Enforcement	0.74	0.00	6/15	21/46	21/142
Civil Justice	0.75	0.00	4/15	13/46	13/142
Criminal Justice	0.71	0.01	5/15	16/46	16/142



* Indicates statistically significant change at the 10 percent level

Low Medium High

— Korea, Rep. — East Asia and Pacific — High



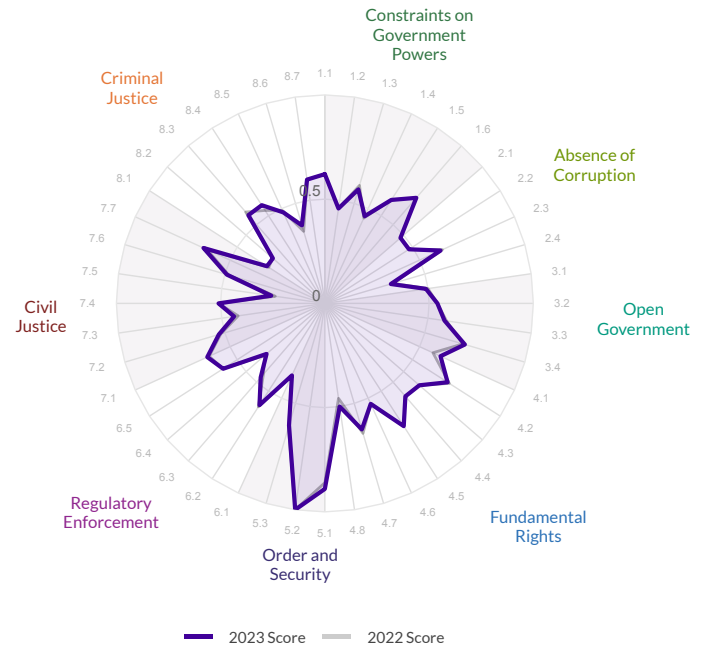
Kosovo

Region: Eastern Europe and Central Asia
Income Group: Upper-Middle

The scores range from 0 to 1, where 1 signifies the highest possible score and 0 signifies the lowest possible score.

Overall Score	Regional Rank	Income Rank	Global Rank
0.56	3/15	14/41	58/142
Score Change	Rank Change		
0.00	1▲		

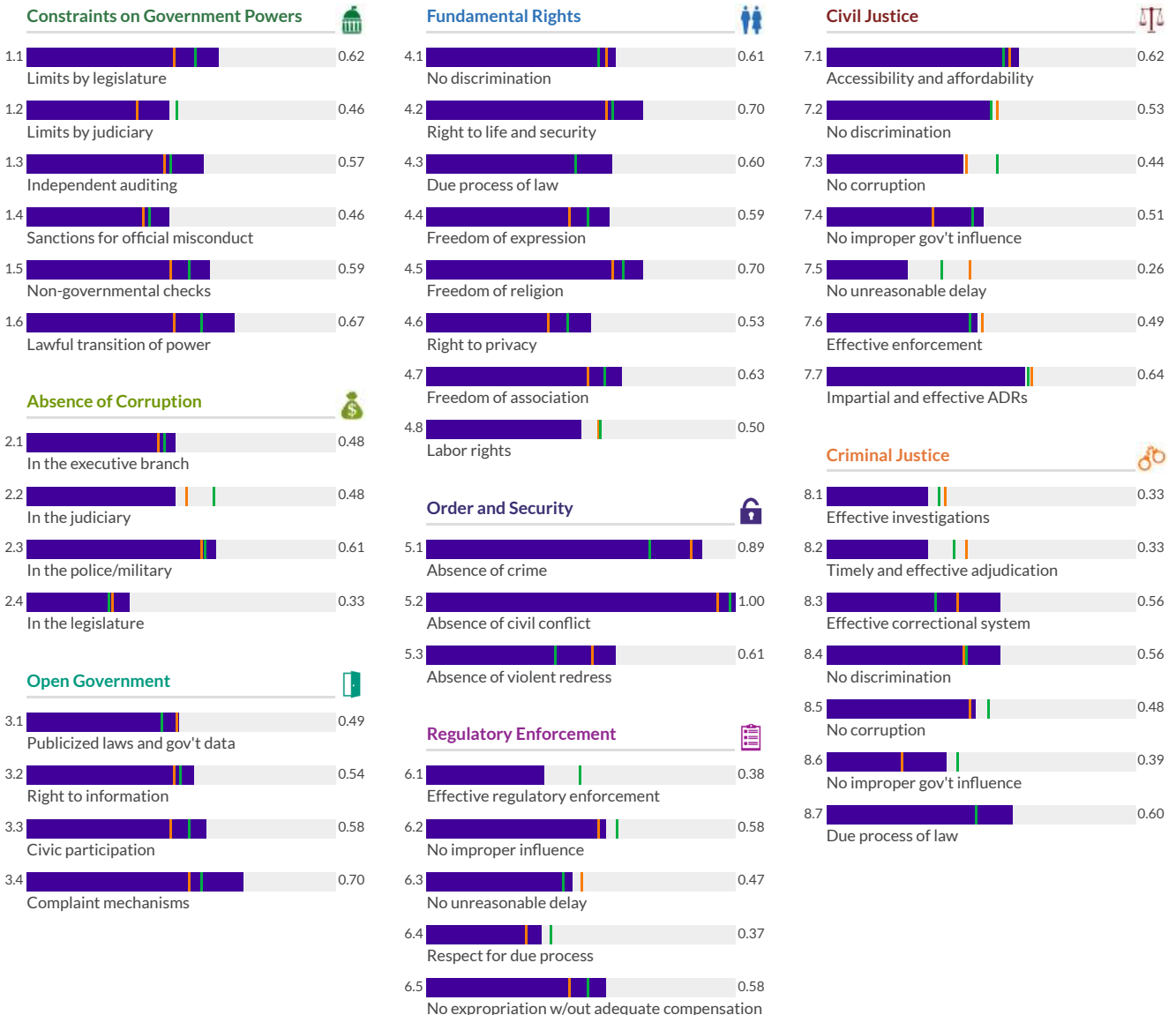
	Factor Score	Score Change	Regional Rank	Income Rank	Global Rank
Constraints on Government Powers	0.56	0.00	1/15	13/41	61/142
Absence of Corruption	0.48	-0.01	5/15	17/41	64/142
Open Government	0.58	0.00	2/15	9/41	47/142
Fundamental Rights	0.61	0.01	3/15	14/41	55/142
Order and Security	0.83	0.01	2/15	1/41	32/142
Regulatory Enforcement	0.48	0.00	4/15	21/41	80/142
Civil Justice	0.50	0.01	10/15	25/41	80/142
Criminal Justice	0.46	0.00	5/15	18/41	65/142



* Indicates statistically significant change at the 10 percent level

Low Medium High

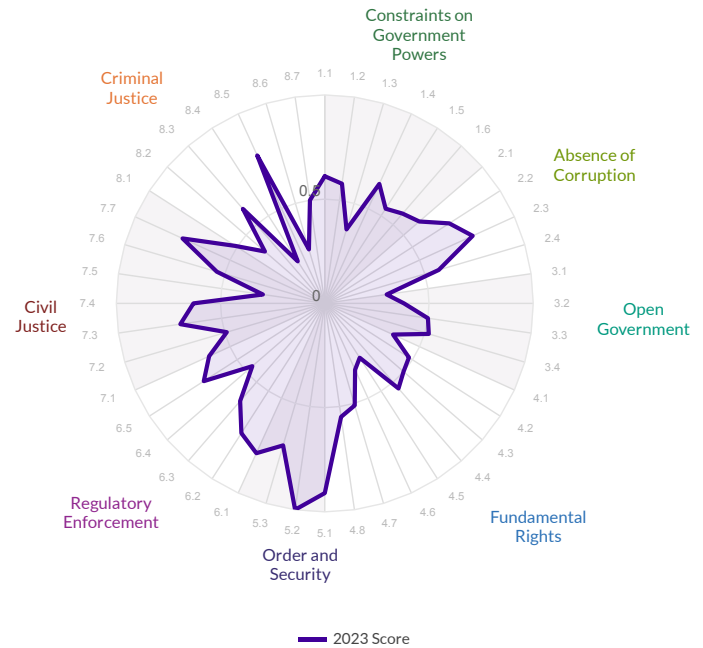
Kosovo Eastern Europe and Central Asia Upper-Middle



The scores range from 0 to 1, where 1 signifies the highest possible score and 0 signifies the lowest possible score.

Overall Score	Regional Rank	Income Rank	Global Rank
0.58	2/9	43/46	52/142
Score Change	Rank Change		
—	—		

Factor	Score	Score Change	Regional Rank	Income Rank	Global Rank
Constraints on Government Powers	0.55	—	2/9	42/46	62/142
Absence of Corruption	0.66	—	2/9	33/46	36/142
Open Government	0.43	—	4/9	45/46	102/142
Fundamental Rights	0.45	—	4/9	45/46	107/142
Order and Security	0.87	—	2/9	23/46	24/142
Regulatory Enforcement	0.66	—	2/9	29/46	30/142
Civil Justice	0.58	—	3/9	40/46	52/142
Criminal Justice	0.47	—	3/9	43/46	62/142

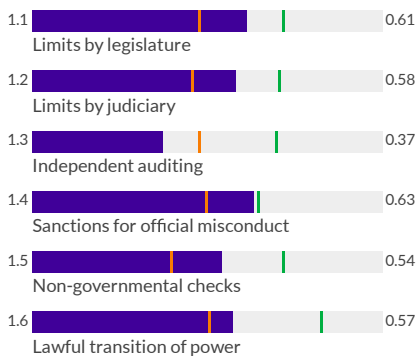


* Indicates statistically significant change at the 10 percent level

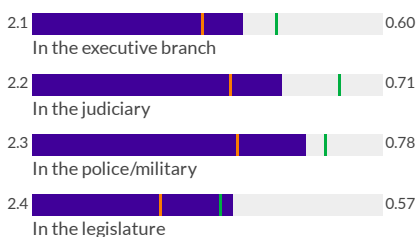
Low Medium High

— Kuwait — Middle East and North Africa — High

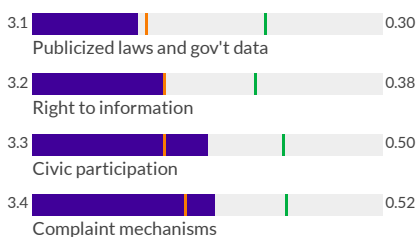
Constraints on Government Powers



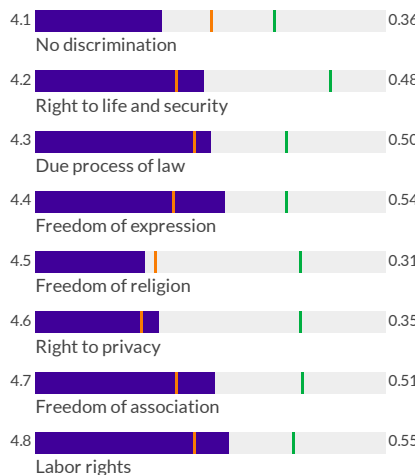
Absence of Corruption



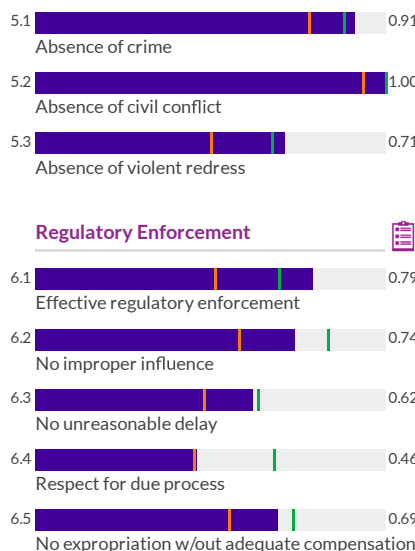
Open Government



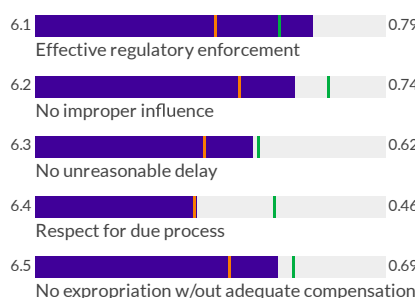
Fundamental Rights



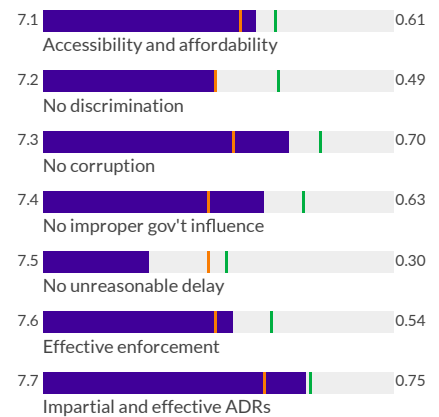
Order and Security



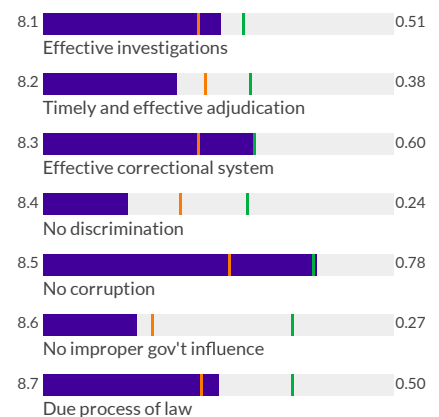
Regulatory Enforcement



Civil Justice



Criminal Justice



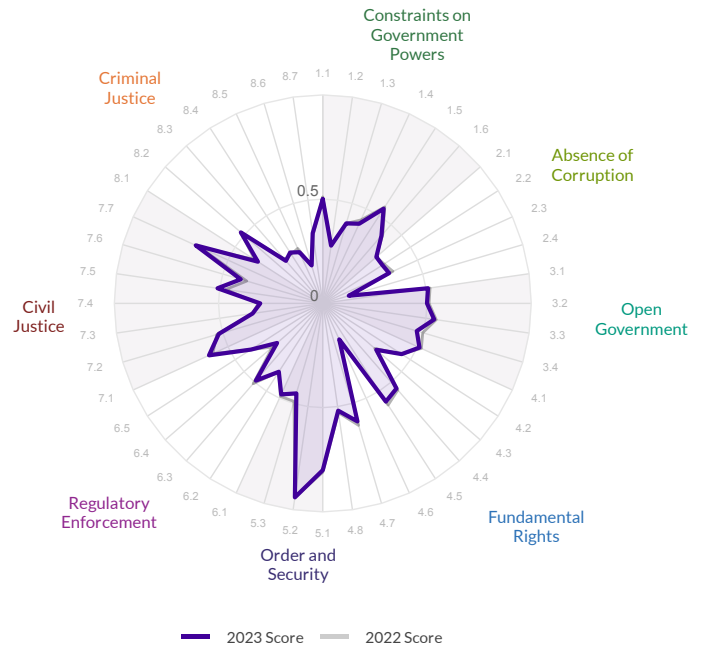
Kyrgyz Republic

Region: Eastern Europe and Central Asia
Income Group: Lower-Middle

The scores range from 0 to 1, where 1 signifies the highest possible score and 0 signifies the lowest possible score.

Overall Score	Regional Rank	Income Rank	Global Rank
0.45	12/15	18/37	103/142
Score Change	Rank Change		
-0.01	-1		

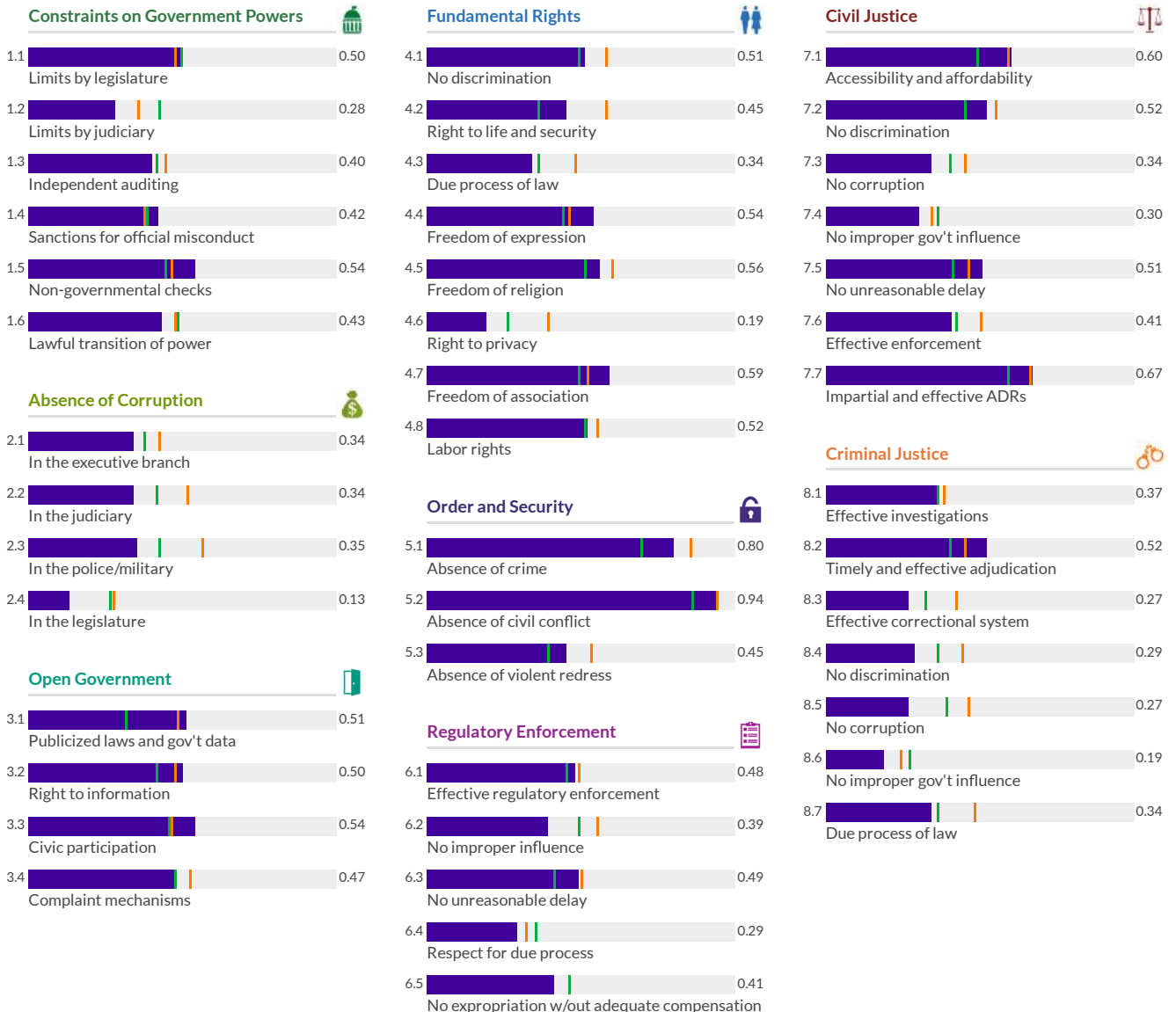
	Factor Score	Score Change	Regional Rank	Income Rank	Global Rank
Constraints on Government Powers	0.43	-0.01	9/15	20/37	105/142
Absence of Corruption	0.29	-0.01	15/15	32/37	130/142
Open Government	0.50	-0.01	6/15	7/37	69/142
Fundamental Rights	0.46	-0.01	10/15	11/37	96/142
Order and Security	0.73	-0.01	12/15	6/37	68/142
Regulatory Enforcement	0.41	-0.01	15/15	25/37	117/142
Civil Justice	0.48	0.01	11/15	13/37	89/142
Criminal Justice	0.32	0.00	14/15	25/37	116/142



* Indicates statistically significant change at the 10 percent level

Low Medium High

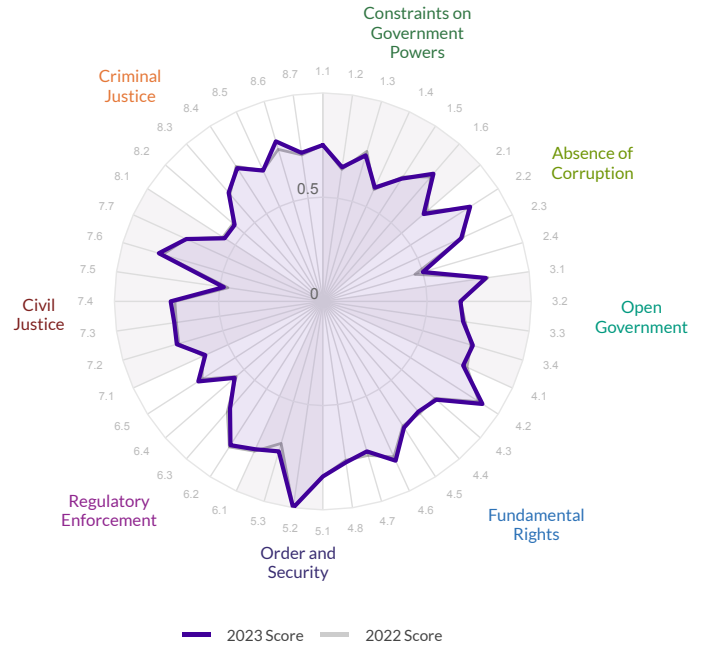
Kyrgyz Republic Eastern Europe and Central Asia Lower-Middle



The scores range from 0 to 1, where 1 signifies the highest possible score and 0 signifies the lowest possible score.

Overall Score	Regional Rank	Income Rank	Global Rank
0.73	17/31	22/46	22/142
Score Change	Rank Change		
0.00	2▲		

	Factor Score	Score Change	Regional Rank	Income Rank	Global Rank
Constraints on Government Powers	0.71	0.00	20/31	25/46	26/142
Absence of Corruption	0.68	0.01	20/31	29/46	30/142
Open Government	0.72	0.00	16/31	19/46	19/142
Fundamental Rights	0.77	0.00	17/31	21/46	22/142
Order and Security	0.86	0.01	17/31	24/46	25/142
Regulatory Enforcement	0.71	0.00	18/31	24/46	24/142
Civil Justice	0.69	0.01	16/31	23/46	23/142
Criminal Justice	0.68	0.01	16/31	22/46	22/142



* Indicates statistically significant change at the 10 percent level

Low Medium High

Latvia EU, EFTA, and North America High

Factor	Latvia	EU, EFTA, and North America	High
Constraints on Government Powers			
1.1	0.75		
Limits by legislature			
1.2	0.65		
Limits by judiciary			
1.3	0.73		
Independent auditing			
1.4	0.60		
Sanctions for official misconduct			
1.5	0.70		
Non-governmental checks			
1.6	0.81		
Lawful transition of power			
Absence of Corruption			
2.1	0.64		
In the executive branch			
2.2	0.84		
In the judiciary			
2.3	0.73		
In the police/military			
2.4	0.50		
In the legislature			
Open Government			
3.1	0.79		
Publicized laws and gov't data			
3.2	0.66		
Right to information			
3.3	0.68		
Civic participation			
3.4	0.75		
Complaint mechanisms			
Fundamental Rights			
4.1	0.74		
No discrimination			
4.2	0.91		
Right to life and security			
4.3	0.72		
Due process of law			
4.4	0.70		
Freedom of expression			
4.5	0.72		
Freedom of religion			
4.6	0.84		
Right to privacy			
4.7	0.75		
Freedom of association			
4.8	0.78		
Labor rights			
Order and Security			
5.1	0.84		
Absence of crime			
5.2	1.00		
Absence of civil conflict			
5.3	0.75		
Absence of violent redress			
Regulatory Enforcement			
6.1	0.78		
Effective regulatory enforcement			
6.2	0.82		
No improper influence			
6.3	0.68		
No unreasonable delay			
6.4	0.56		
Respect for due process			
6.5	0.71		
No expropriation w/out adequate compensation			
Civil Justice			
7.1	0.62		
Accessibility and affordability			
7.2	0.73		
No discrimination			
7.3	0.72		
No corruption			
7.4	0.73		
No improper gov't influence			
7.5	0.48		
No unreasonable delay			
7.6	0.82		
Effective enforcement			
7.7	0.72		
Impartial and effective ADRs			
Criminal Justice			
8.1	0.56		
Effective investigations			
8.2	0.56		
Timely and effective adjudication			
8.3	0.69		
Effective correctional system			
8.4	0.76		
No discrimination			
8.5	0.69		
No corruption			
8.6	0.80		
No improper gov't influence			
8.7	0.72		
Due process of law			

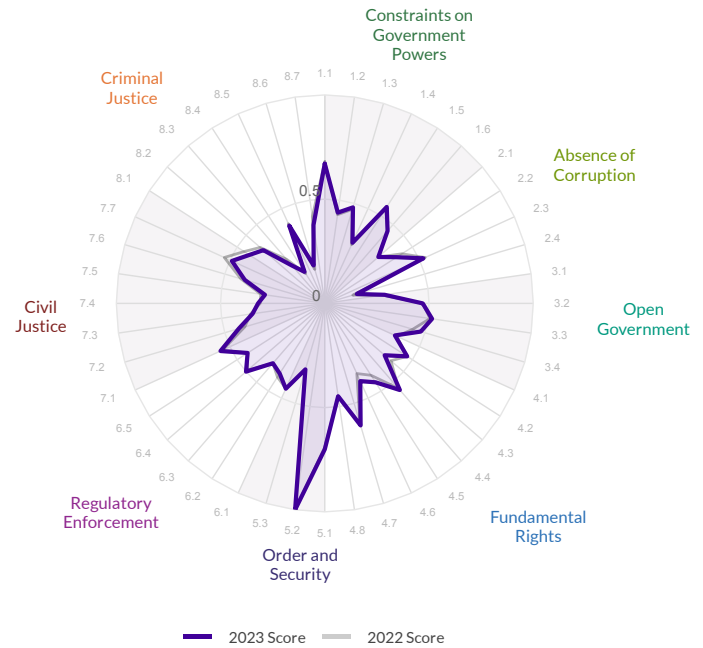
Lebanon

Region: Middle East and North Africa
Income Group: Lower-Middle

The scores range from 0 to 1, where 1 signifies the highest possible score and 0 signifies the lowest possible score.

Overall Score	Regional Rank	Income Rank	Global Rank
0.45	7/9	20/37	107/142
Score Change	Rank Change		
0.00	1 ▲		

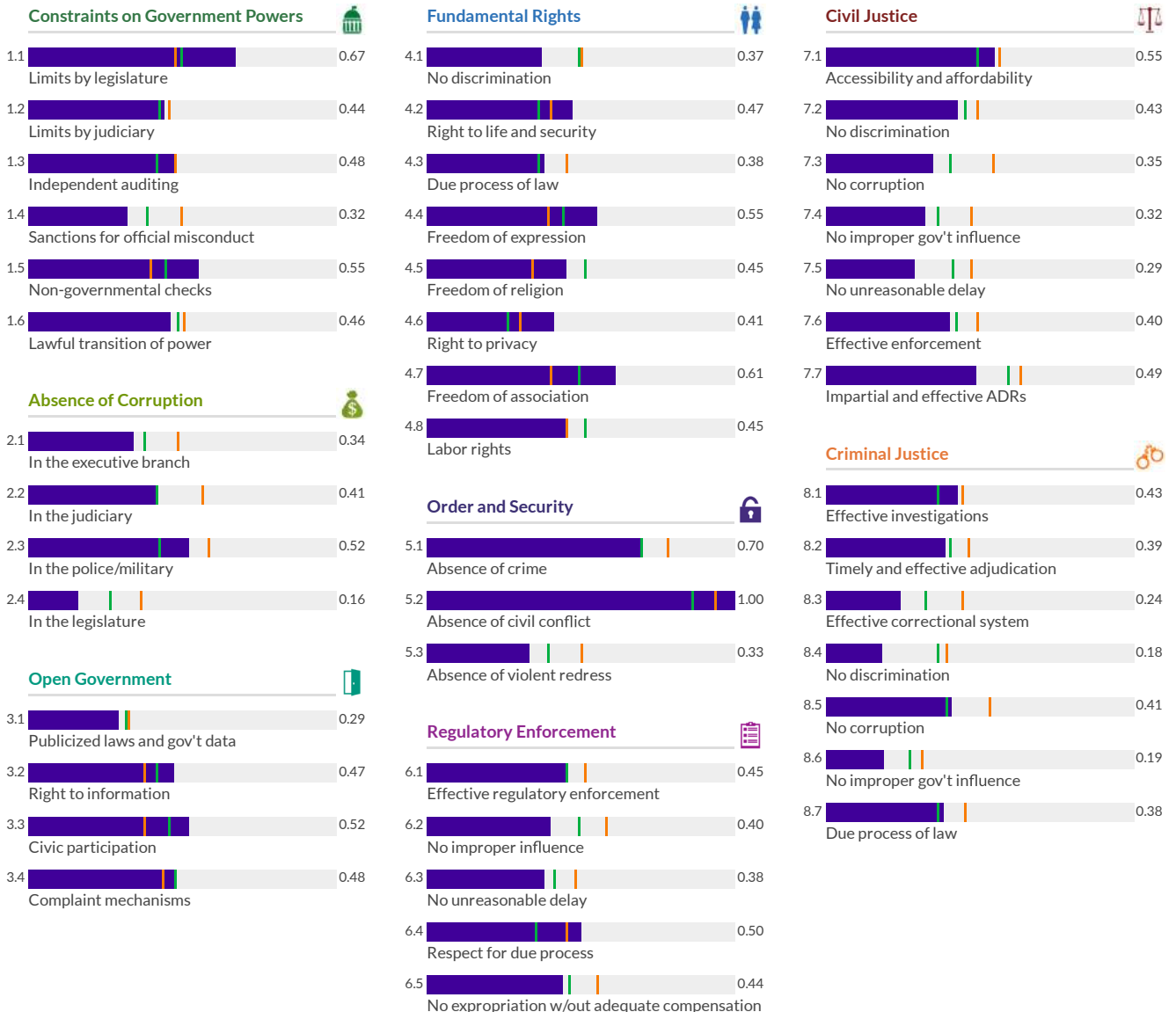
	Factor Score	Score Change	Regional Rank	Income Rank	Global Rank
Constraints on Government Powers	0.49	0.01	5/9	14/37	89/142
Absence of Corruption	0.36	0.00	9/9	20/37	109/142
Open Government	0.44	0.01	2/9	16/37	99/142
Fundamental Rights	0.46	0.00	2/9	12/37	97/142
Order and Security	0.68	0.00	7/9	16/37	93/142
Regulatory Enforcement	0.44	0.00	8/9	20/37	107/142
Civil Justice	0.40	-0.01	8/9	28/37	124/142
Criminal Justice	0.32	-0.01	9/9	26/37	118/142



* Indicates statistically significant change at the 10 percent level

Low Medium High

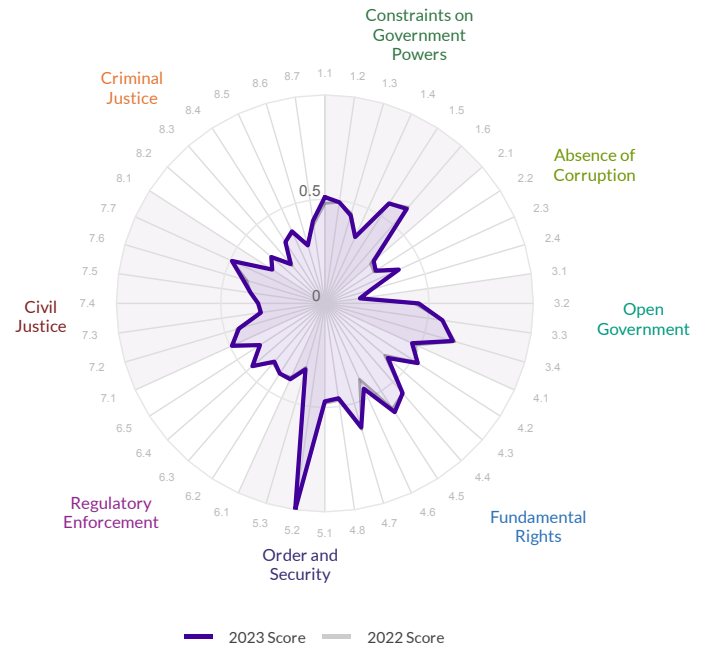
Lebanon Middle East and North Africa Lower-Middle



The scores range from 0 to 1, where 1 signifies the highest possible score and 0 signifies the lowest possible score.

Overall Score	Regional Rank	Income Rank	Global Rank
0.44	19/34	9/18	112/142
Score Change	Rank Change		
0.00	2 ▲		

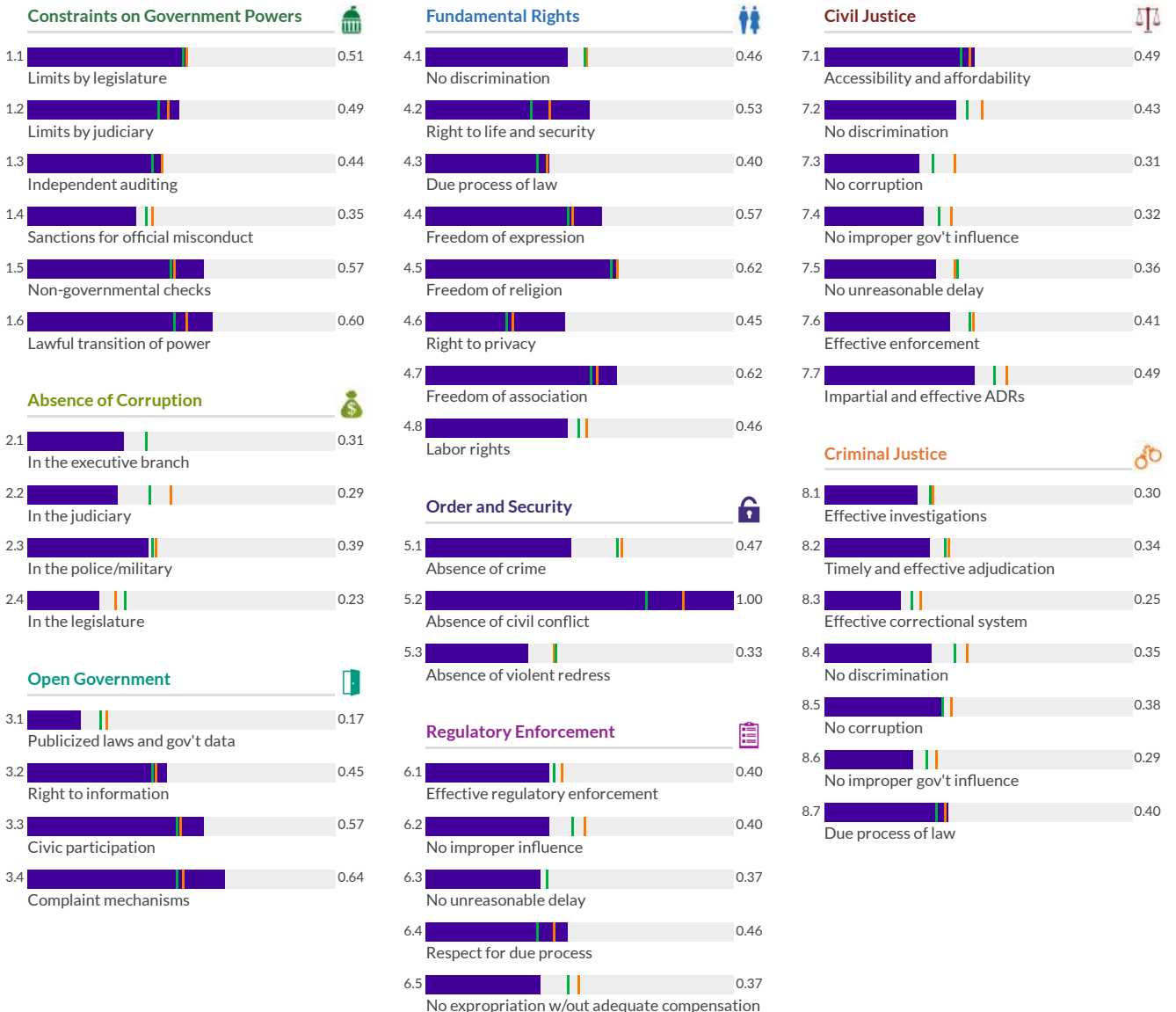
	Factor Score	Score Change	Regional Rank	Income Rank	Global Rank
Constraints on Government Powers	0.49	0.00	15/34	5/18	87/142
Absence of Corruption	0.30	0.01	25/34	13/18	124/142
Open Government	0.46	0.00	9/34	3/18	85/142
Fundamental Rights	0.51	0.01	12/34	5/18	82/142
Order and Security	0.60	0.00	23/34	10/18	121/142
Regulatory Enforcement	0.40	0.00	25/34	10/18	123/142
Civil Justice	0.40	0.00	29/34	14/18	125/142
Criminal Justice	0.33	0.00	25/34	11/18	113/142



* Indicates statistically significant change at the 10 percent level

Low Medium High

Liberia Sub-Saharan Africa Low



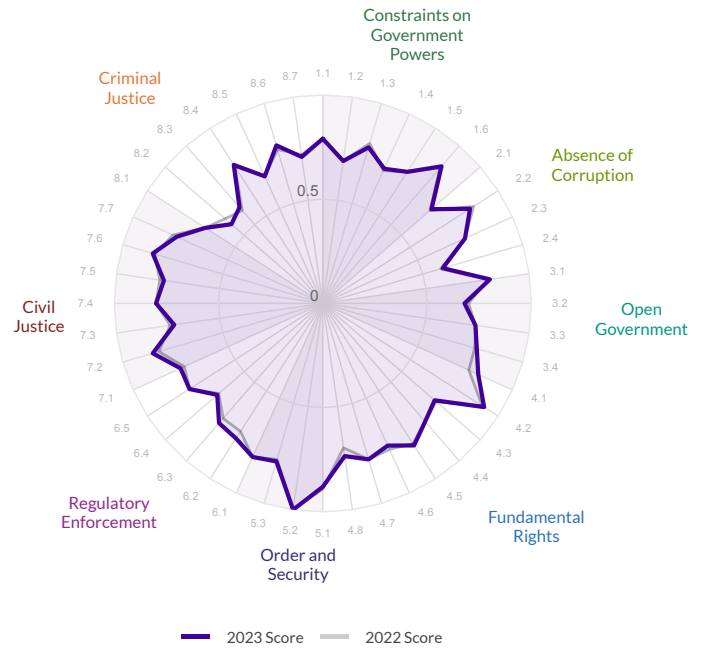
Lithuania

Region: EU, EFTA, and North America
Income Group: High

The scores range from 0 to 1, where 1 signifies the highest possible score and 0 signifies the lowest possible score.

Overall Score	Regional Rank	Income Rank	Global Rank
0.77	14/31	18/46	18/142
Score Change	Rank Change		
0.00	0		

	Factor Score	Score Change	Regional Rank	Income Rank	Global Rank
Constraints on Government Powers	0.76	0.00	14/31	16/46	17/142
Absence of Corruption	0.72	0.00	17/31	24/46	24/142
Open Government	0.75	0.00	15/31	17/46	17/142
Fundamental Rights	0.78	0.01	15/31	17/46	18/142
Order and Security	0.89	0.00	15/31	19/46	20/142
Regulatory Enforcement	0.76	0.02	14/31	19/46	19/142
Civil Justice	0.79	0.00	8/31	8/46	8/142
Criminal Justice	0.69	0.00	15/31	21/46	21/142



* Indicates statistically significant change at the 10 percent level

Low Medium High

Lithuania EU, EFTA, and North America High

Factor	Sub-factor	Score
Constraints on Government Powers	1.1 Limits by legislature	0.79
	1.2 Limits by judiciary	0.69
	1.3 Independent auditing	0.78
	1.4 Sanctions for official misconduct	0.71
	1.5 Non-governmental checks	0.75
	1.6 Lawful transition of power	0.87
Absence of Corruption	2.1 In the executive branch	0.69
	2.2 In the judiciary	0.84
	2.3 In the police/military	0.75
	2.4 In the legislature	0.60
Open Government	3.1 Publicized laws and gov't data	0.81
	3.2 Right to information	0.68
	3.3 Civic participation	0.74
	3.4 Complaint mechanisms	0.77
Fundamental Rights	4.1 No discrimination	0.82
	4.2 Right to life and security	0.92
	4.3 Due process of law	0.71
	4.4 Freedom of expression	0.75
	4.5 Freedom of religion	0.81
Order and Security	4.6 Right to privacy	0.75
	4.7 Freedom of association	0.78
	4.8 Labor rights	0.74
Regulatory Enforcement	5.1 Absence of crime	0.88
	5.2 Absence of civil conflict	1.00
	5.3 Absence of violent redress	0.79
	6.1 Effective regulatory enforcement	0.81
	6.2 No improper influence	0.77
Civil Justice	7.1 Accessibility and affordability	0.75
	7.2 No discrimination	0.85
	7.3 No corruption	0.72
	7.4 No improper gov't influence	0.80
	7.5 No unreasonable delay	0.77
Criminal Justice	7.6 Effective enforcement	0.85
	7.7 Impartial and effective ADRs	0.77
	8.1 Effective investigations	0.67
	8.2 Timely and effective adjudication	0.58
	8.3 Effective correctional system	0.61
	8.4 No discrimination	0.79
	8.5 No corruption	0.67
8.6 No improper gov't influence	0.79	
8.7 Due process of law	0.71	
6.3 No unreasonable delay	0.76	
6.4 Respect for due process	0.67	
6.5 No expropriation w/out adequate compensation	0.76	

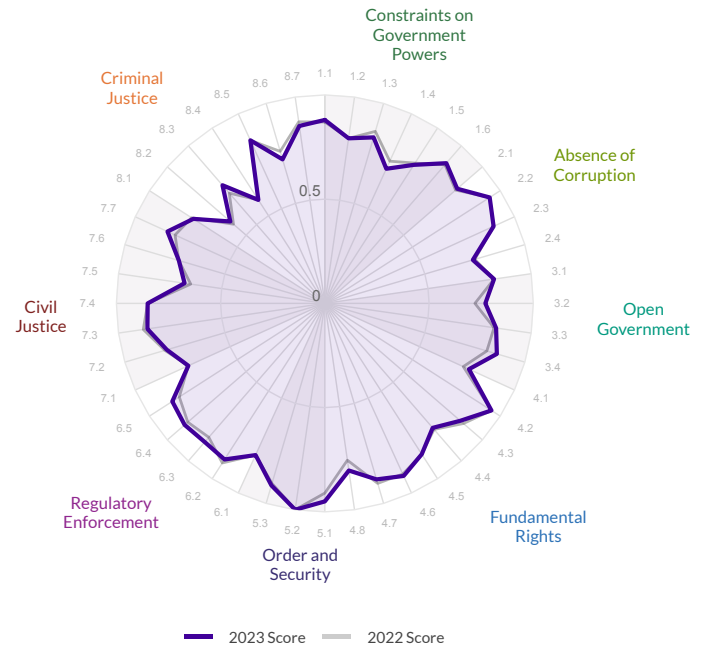
Luxembourg

Region: EU, EFTA, and North America
Income Group: High

The scores range from 0 to 1, where 1 signifies the highest possible score and 0 signifies the lowest possible score.

Overall Score	Regional Rank	Income Rank	Global Rank
0.83	6/31	6/46	6/142
Score Change	Rank Change		
0.01 ▲	2 ▲		

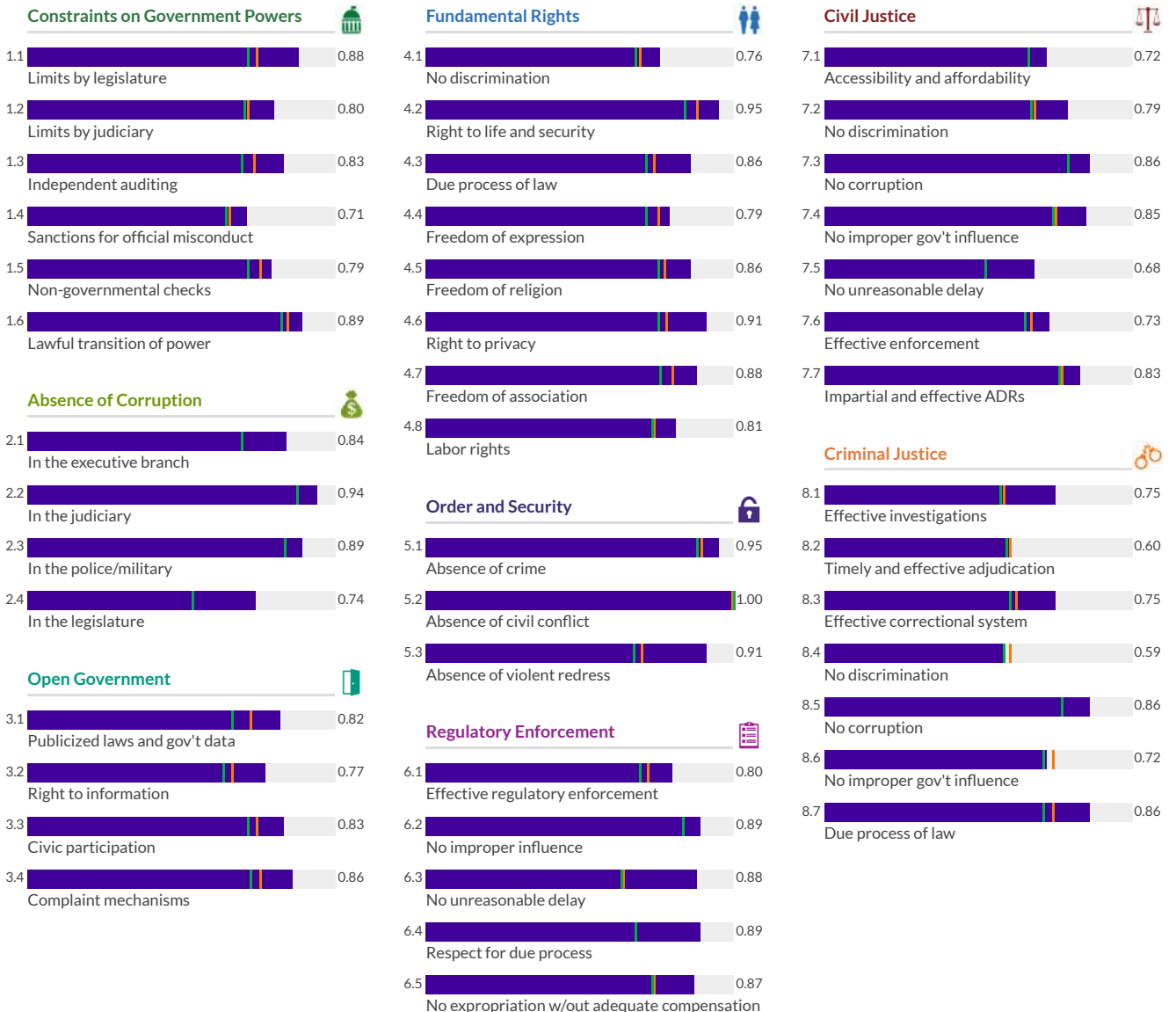
	Factor Score	Score Change	Regional Rank	Income Rank	Global Rank
Constraints on Government Powers	0.82	-0.01	12/31	14/46	14/142
Absence of Corruption	0.85	0.00	6/31	8/46	8/142
Open Government	0.82	0.02	6/31	7/46	7/142
Fundamental Rights	0.85	0.00	6/31	6/46	6/142
Order and Security	0.95	0.02*	1/31	1/46	1/142
Regulatory Enforcement	0.87	0.01	4/31	4/46	4/142
Civil Justice	0.78	0.01	9/31	10/46	10/142
Criminal Justice	0.73	0.00	10/31	13/46	13/142



* Indicates statistically significant change at the 10 percent level

Low Medium High

Luxembourg EU, EFTA, and North America High



Madagascar

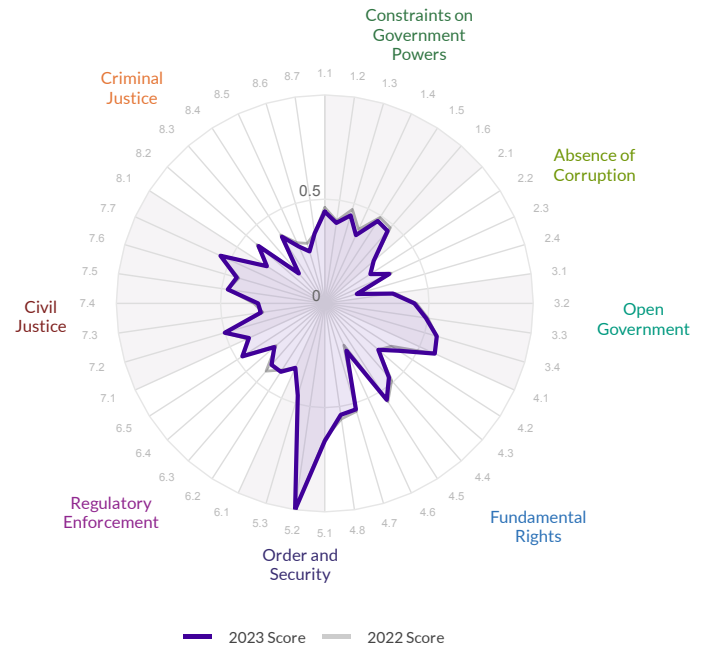
Region: Sub-Saharan Africa
Income Group: Low

The scores range from 0 to 1, where 1 signifies the highest possible score and 0 signifies the lowest possible score.

Overall Score	Regional Rank	Income Rank	Global Rank
0.43	20/34	10/18	114/142

Score Change	Rank Change
-0.01	-1

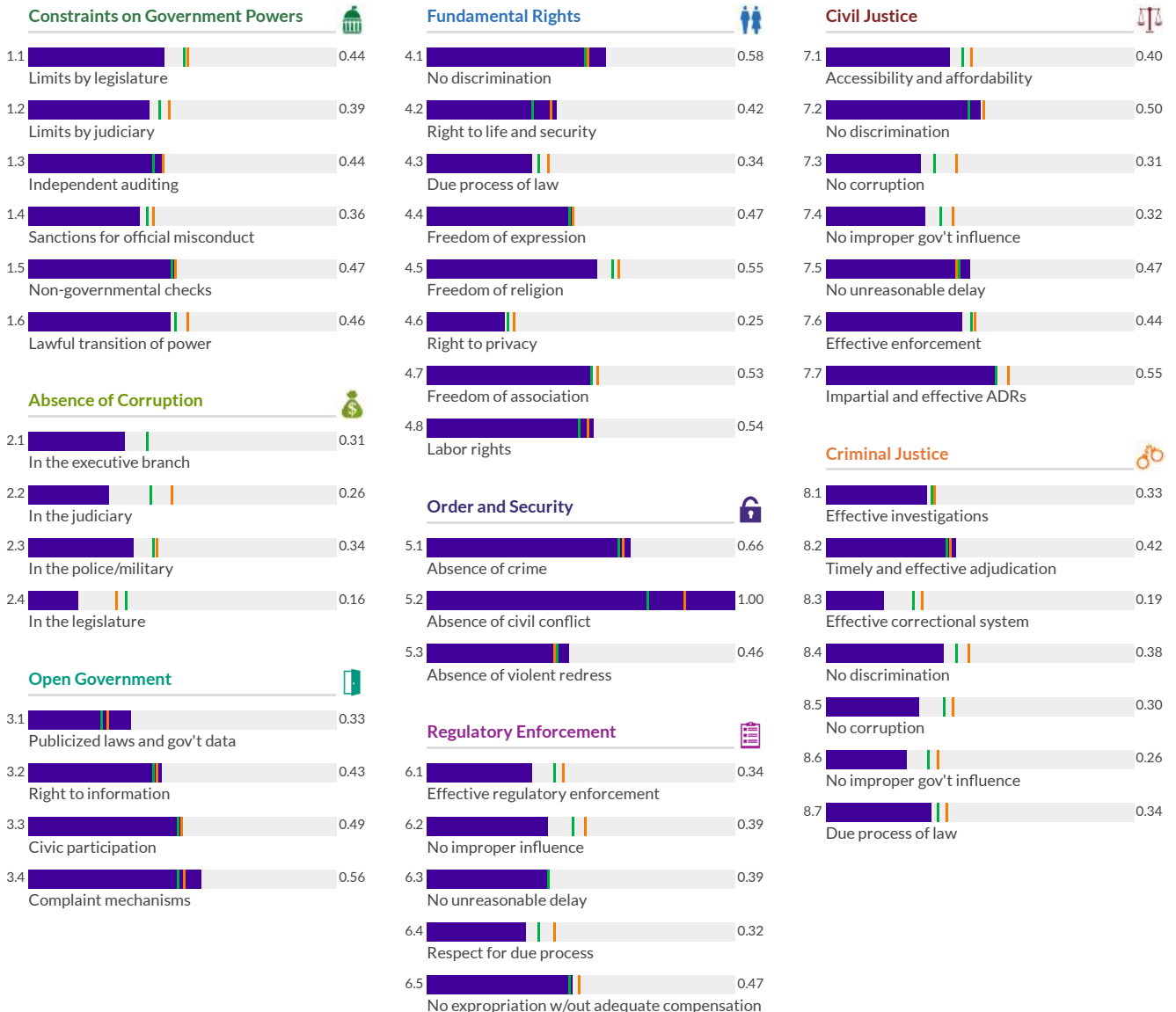
Factor	Score	Score Change	Regional Rank	Income Rank	Global Rank
Constraints on Government Powers	0.43	-0.02	18/34	8/18	106/142
Absence of Corruption	0.27	-0.01	30/34	16/18	134/142
Open Government	0.45	-0.01	12/34	6/18	91/142
Fundamental Rights	0.46	0.00	18/34	10/18	98/142
Order and Security	0.71	0.00	8/34	3/18	80/142
Regulatory Enforcement	0.38	0.00	26/34	11/18	127/142
Civil Justice	0.43	0.00	22/34	8/18	113/142
Criminal Justice	0.32	-0.01	26/34	12/18	117/142



* Indicates statistically significant change at the 10 percent level

Low Medium High

— Madagascar — Sub-Saharan Africa — Low



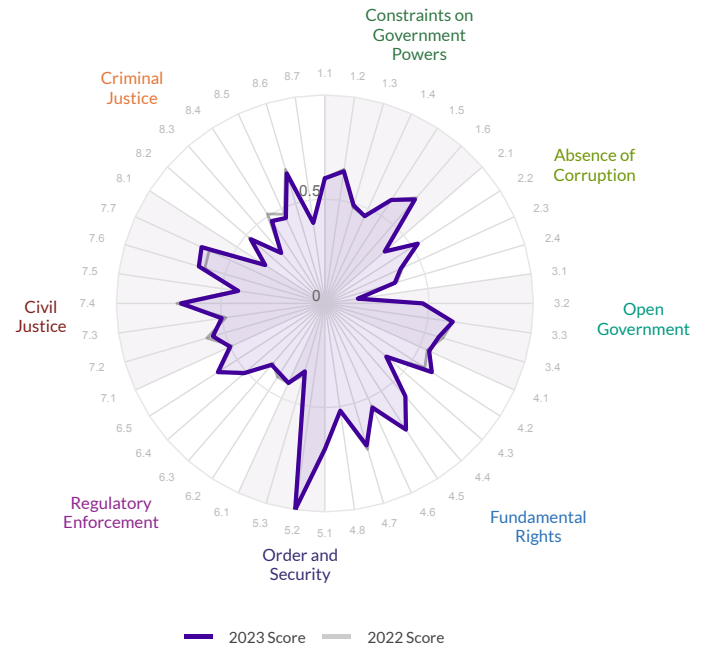
Malawi

Region: Sub-Saharan Africa
Income Group: Low

The scores range from 0 to 1, where 1 signifies the highest possible score and 0 signifies the lowest possible score.

Overall Score	Regional Rank	Income Rank	Global Rank
0.52	8/34	2/18	69/142
Score Change	Rank Change		
0.00	-1 ▾		

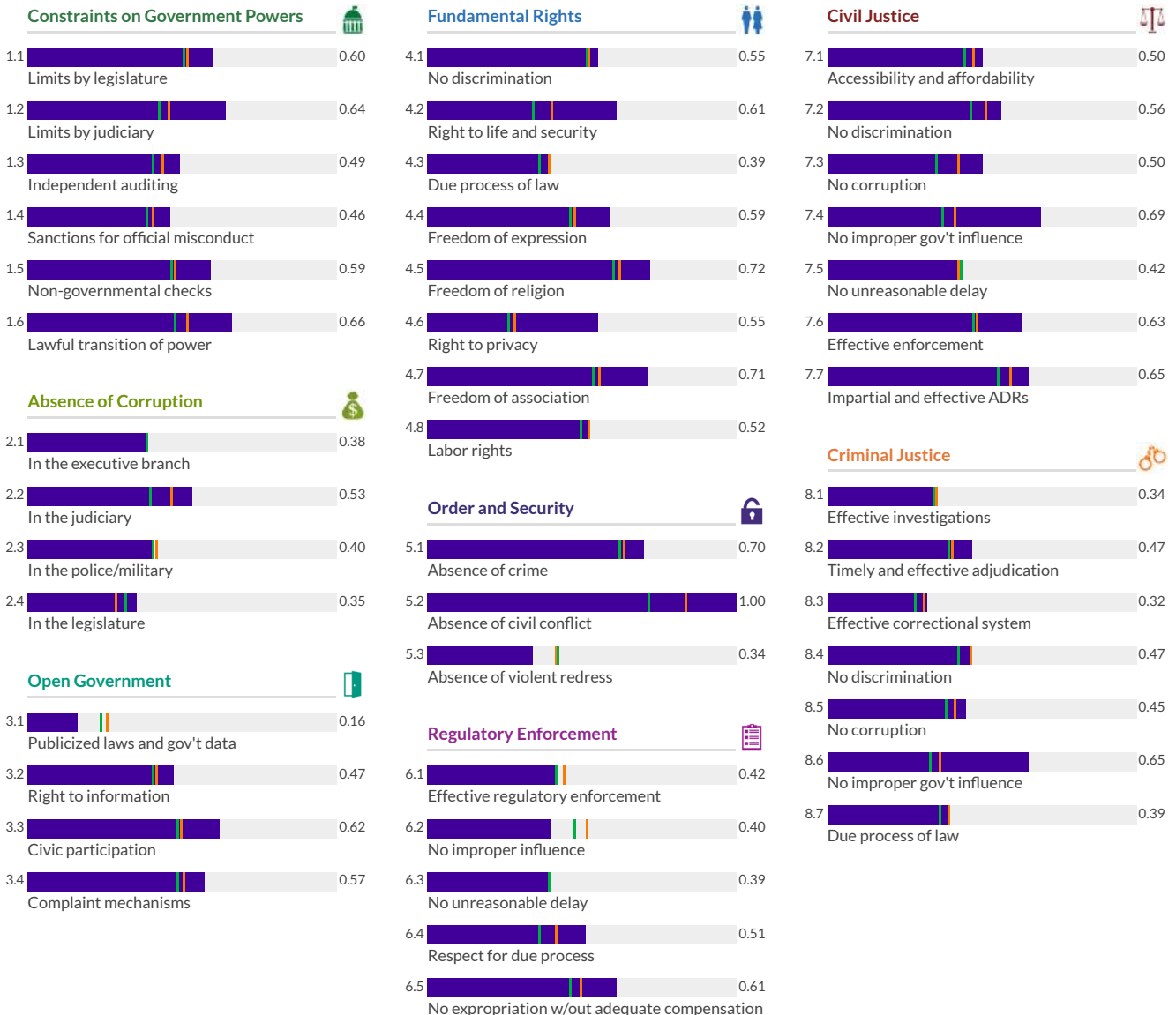
	Factor Score	Score Change	Regional Rank	Income Rank	Global Rank
Constraints on Government Powers	0.57	0.00	7/34	2/18	55/142
Absence of Corruption	0.42	0.00	12/34	6/18	90/142
Open Government	0.46	0.00	10/34	4/18	86/142
Fundamental Rights	0.58	0.00	6/34	1/18	65/142
Order and Security	0.68	0.00	14/34	7/18	92/142
Regulatory Enforcement	0.46	0.00	14/34	6/18	90/142
Civil Justice	0.56	0.01	7/34	2/18	56/142
Criminal Justice	0.44	-0.01	9/34	3/18	73/142



* Indicates statistically significant change at the 10 percent level

Low Medium High

Malawi Sub-Saharan Africa Low



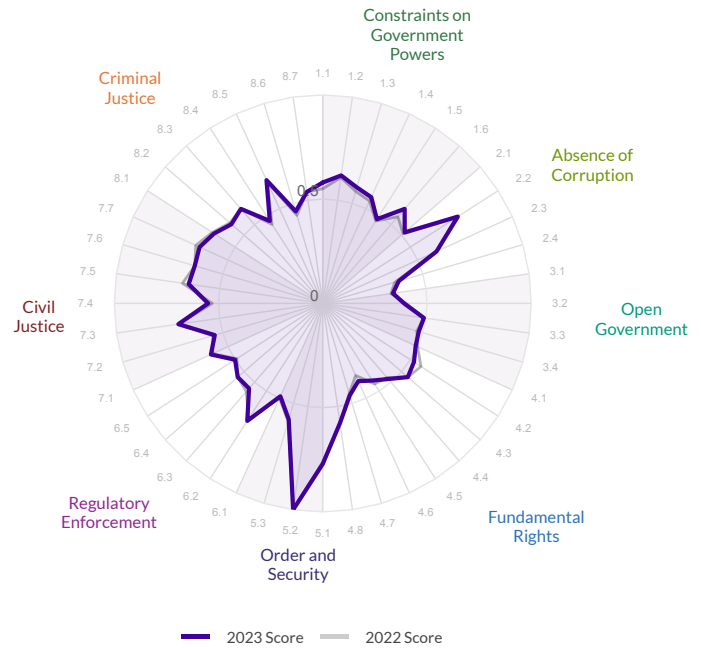
Malaysia

Region: East Asia and Pacific
Income Group: Upper-Middle

The scores range from 0 to 1, where 1 signifies the highest possible score and 0 signifies the lowest possible score.

Overall Score	Regional Rank	Income Rank	Global Rank
0.57	7/15	11/41	55/142
Score Change	Rank Change		
0.00	1▲		

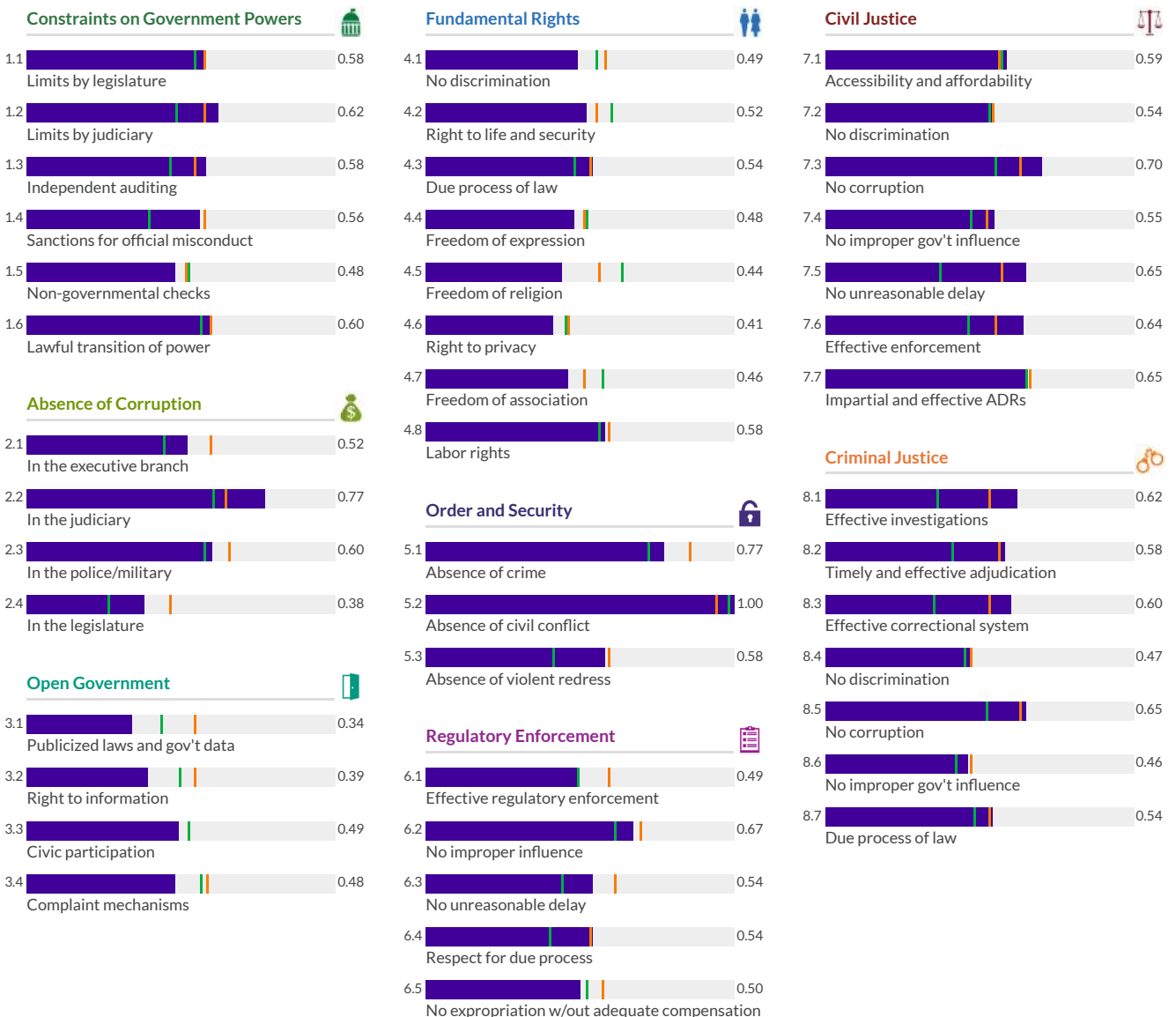
	Factor Score	Score Change	Regional Rank	Income Rank	Global Rank
Constraints on Government Powers	0.57	0.02	7/15	11/41	56/142
Absence of Corruption	0.57	0.01	7/15	10/41	51/142
Open Government	0.42	0.00	12/15	34/41	103/142
Fundamental Rights	0.49	0.00	9/15	30/41	90/142
Order and Security	0.78	0.00	8/15	10/41	50/142
Regulatory Enforcement	0.55	0.00	8/15	10/41	55/142
Civil Justice	0.62	0.00	7/15	6/41	42/142
Criminal Justice	0.56	0.00	7/15	5/41	43/142



* Indicates statistically significant change at the 10 percent level

Low Medium High

Malaysia East Asia and Pacific Upper-Middle

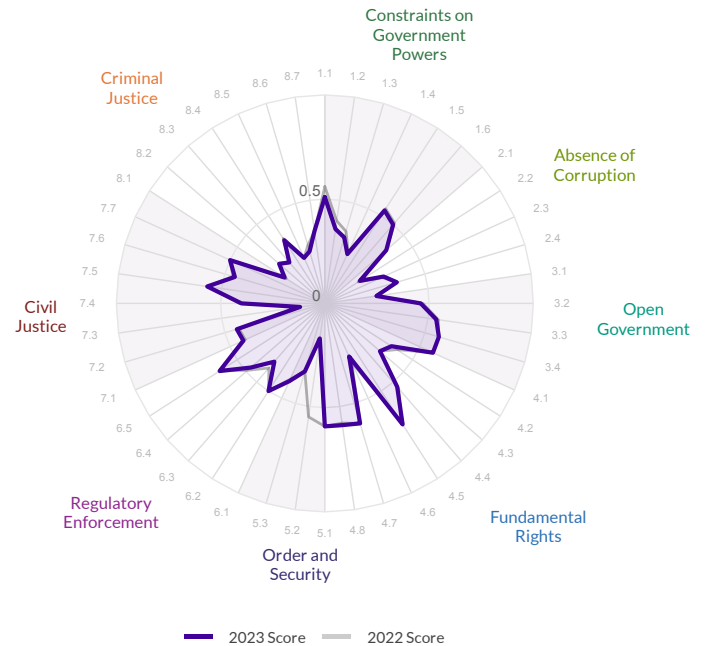


The scores range from 0 to 1, where 1 signifies the highest possible score and 0 signifies the lowest possible score.

Overall Score	Regional Rank	Income Rank	Global Rank
0.40	24/34	12/18	121/142

Score Change	Rank Change
-0.02 ▼	-5 ▼

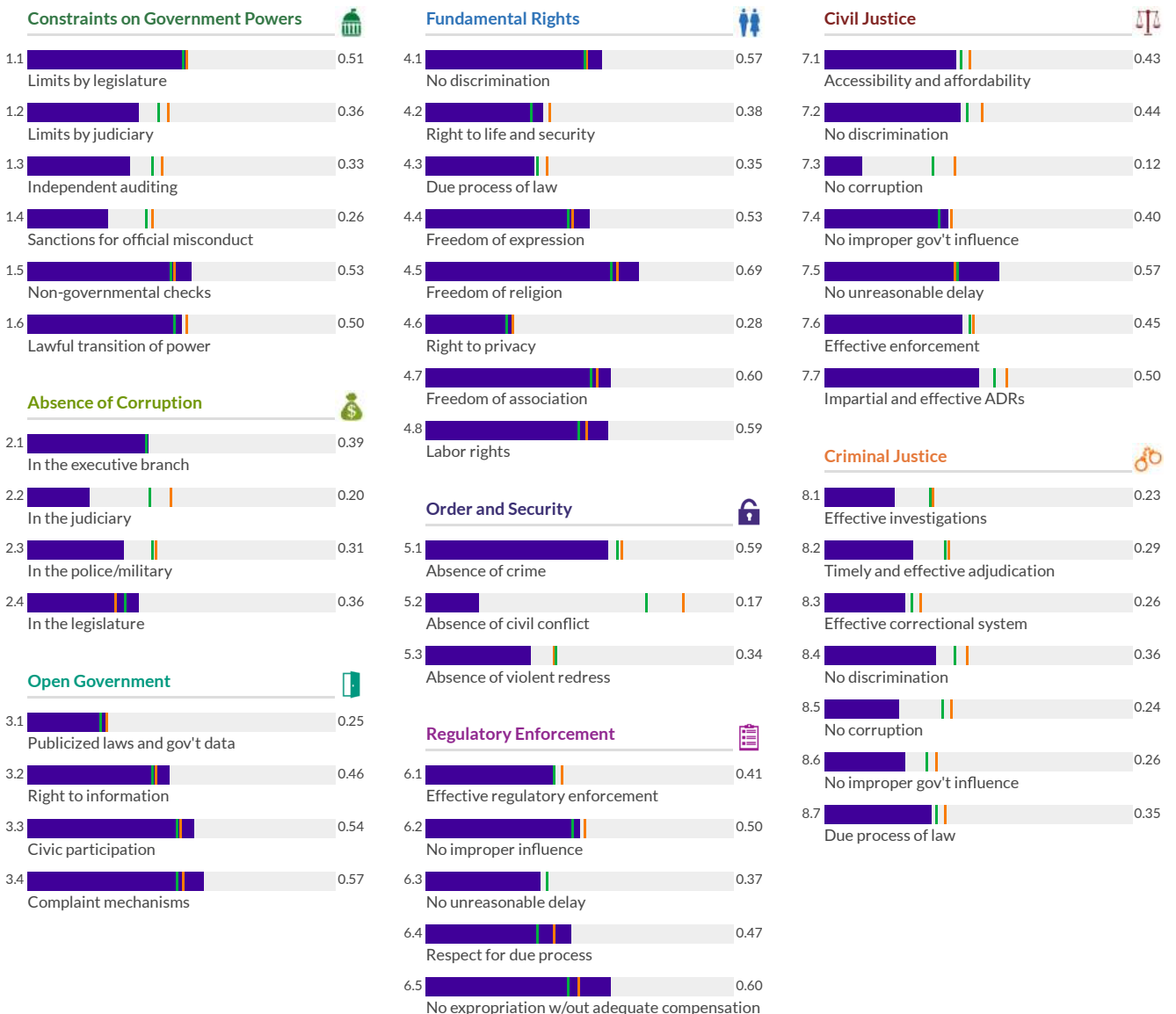
	Factor Score	Score Change	Regional Rank	Income Rank	Global Rank
Constraints on Government Powers	0.41	-0.02*	19/34	9/18	108/142
Absence of Corruption	0.31	0.00	24/34	12/18	122/142
Open Government	0.45	0.00	11/34	5/18	88/142
Fundamental Rights	0.50	-0.01	13/34	6/18	87/142
Order and Security	0.37	-0.13*	34/34	17/18	140/142
Regulatory Enforcement	0.47	-0.01	12/34	4/18	87/142
Civil Justice	0.41	0.00	27/34	13/18	120/142
Criminal Justice	0.28	-0.01	32/34	17/18	129/142



* Indicates statistically significant change at the 10 percent level

Low Medium High

Mali Sub-Saharan Africa Low



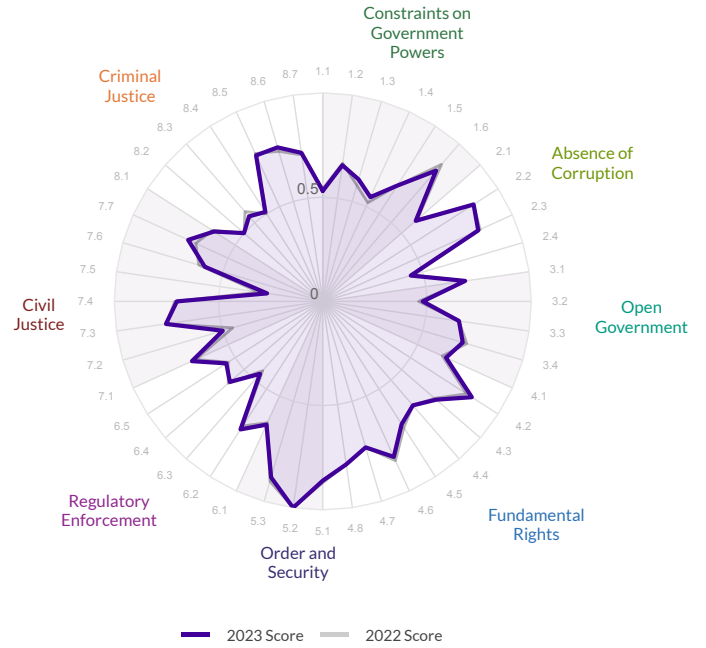
Malta

Region: EU, EFTA, and North America
Income Group: High

The scores range from 0 to 1, where 1 signifies the highest possible score and 0 signifies the lowest possible score.

Overall Score	Regional Rank	Income Rank	Global Rank
0.68	22/31	29/46	30/142
Score Change	Rank Change		
0.00	0		

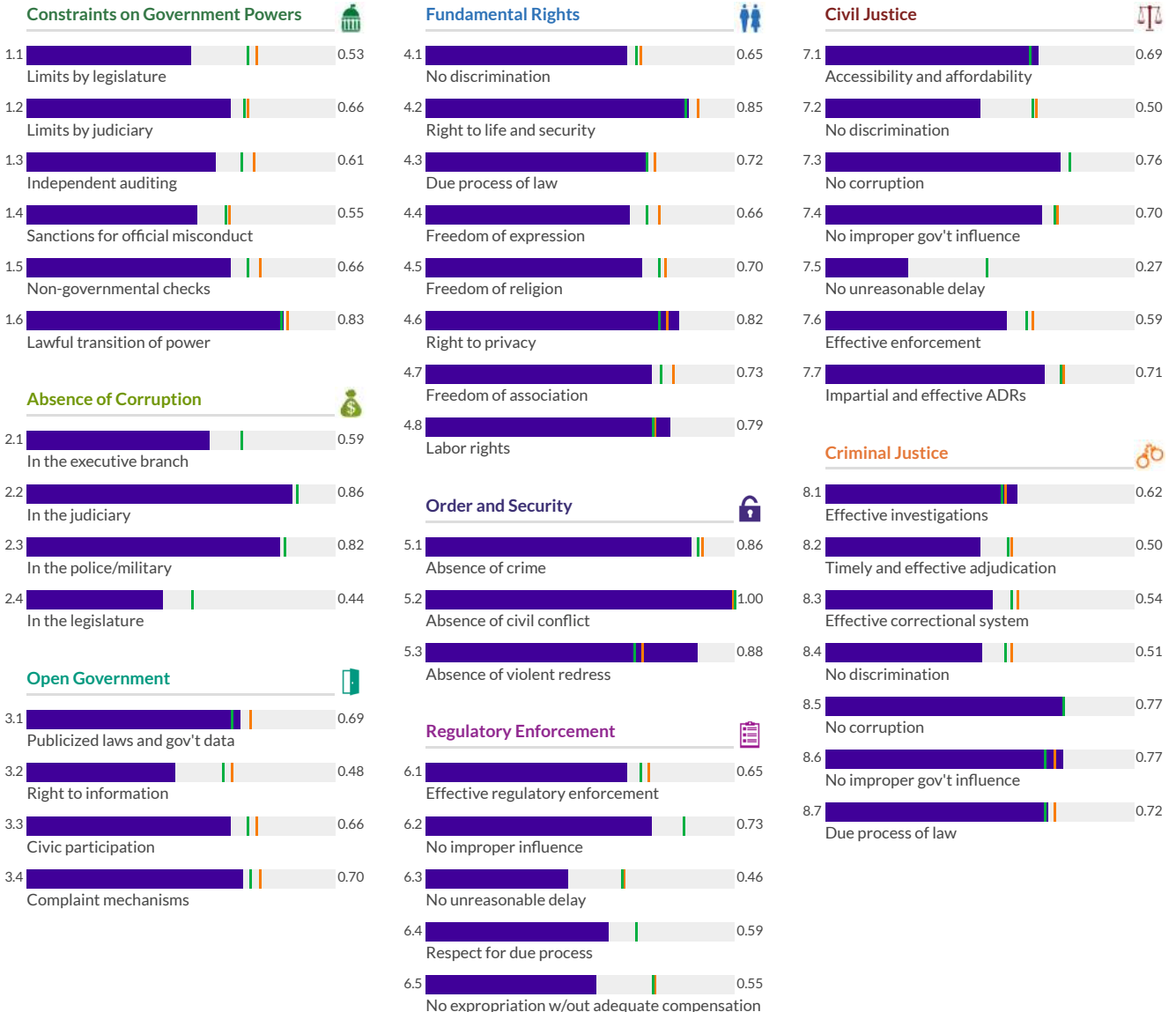
	Factor Score	Score Change	Regional Rank	Income Rank	Global Rank
Constraints on Government Powers	0.64	0.00	26/31	34/46	38/142
Absence of Corruption	0.68	-0.01	21/31	30/46	31/142
Open Government	0.64	0.01	23/31	30/46	31/142
Fundamental Rights	0.74	0.00	20/31	25/46	26/142
Order and Security	0.91	-0.01	7/31	11/46	11/142
Regulatory Enforcement	0.59	0.01	26/31	39/46	43/142
Civil Justice	0.60	0.00	25/31	37/46	48/142
Criminal Justice	0.63	0.00	20/31	27/46	27/142



* Indicates statistically significant change at the 10 percent level

Low Medium High

Malta EU, EFTA, and North America High



Mauritania

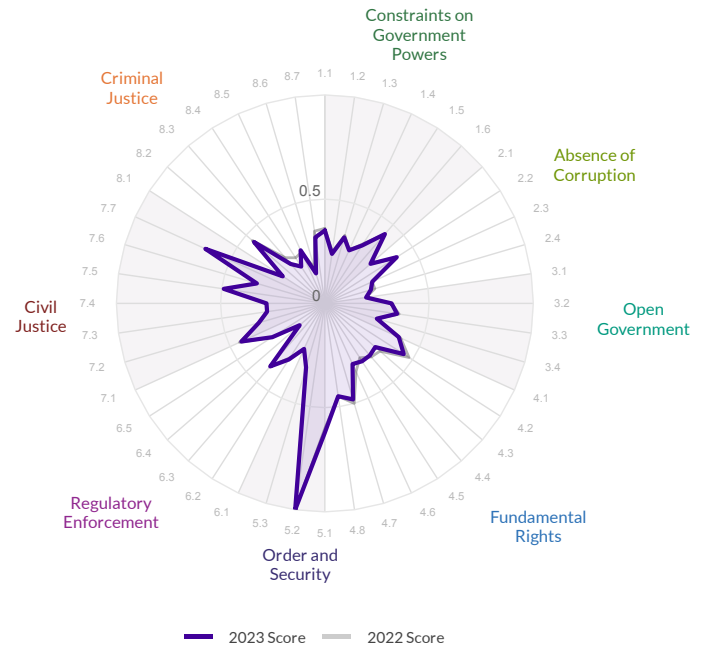
Region: Sub-Saharan Africa
Income Group: Lower-Middle

The scores range from 0 to 1, where 1 signifies the highest possible score and 0 signifies the lowest possible score.

Overall Score	Regional Rank	Income Rank	Global Rank
0.36	32/34	31/37	133/142

Score Change	Rank Change
-0.01 ▾	0

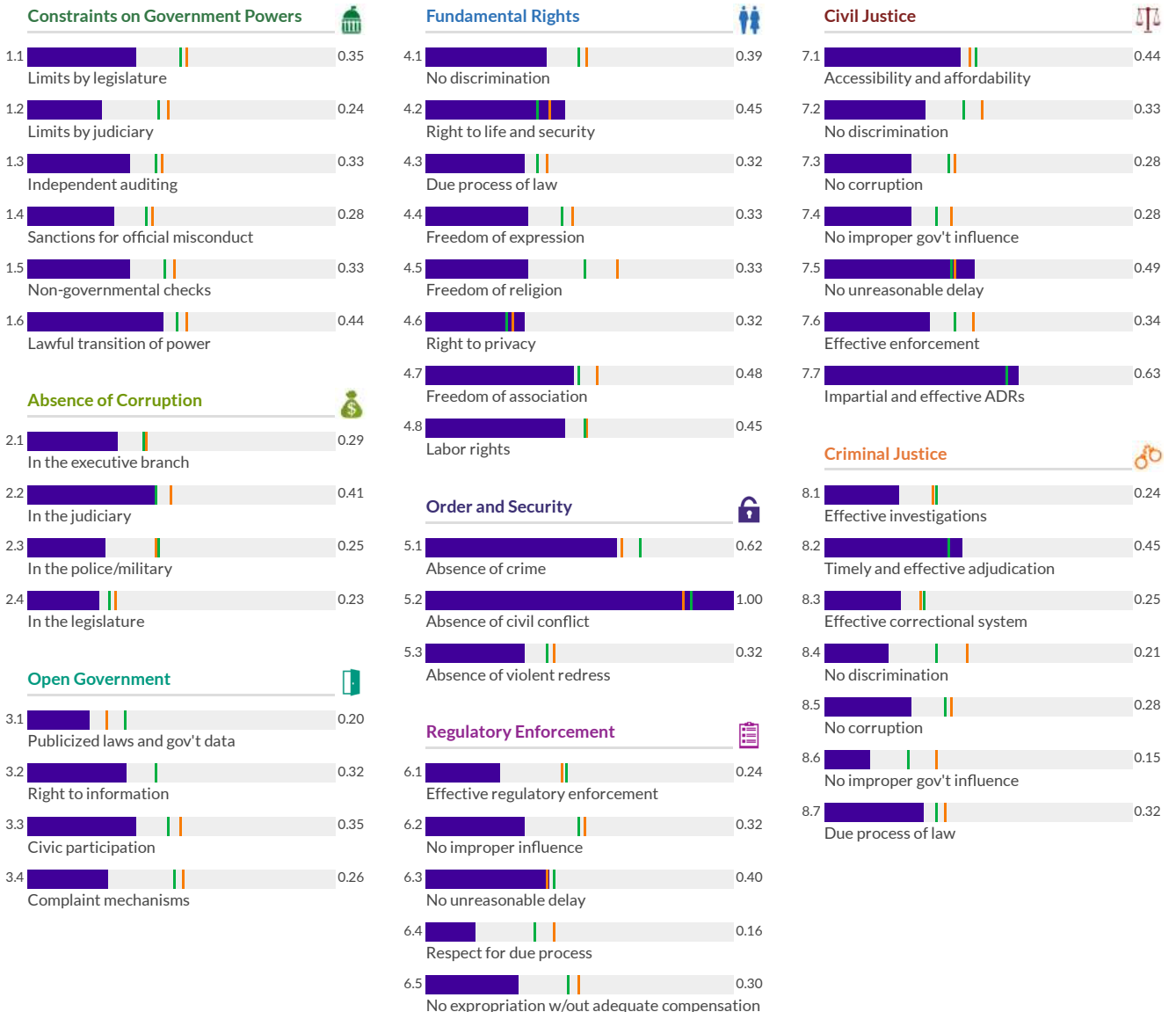
Factor	Score	Score Change	Regional Rank	Income Rank	Global Rank
Constraints on Government Powers	0.33	0.00	31/34	31/37	129/142
Absence of Corruption	0.29	-0.01	27/34	31/37	128/142
Open Government	0.28	0.00	34/34	34/37	138/142
Fundamental Rights	0.38	-0.01	28/34	27/37	123/142
Order and Security	0.65	0.01	18/34	22/37	104/142
Regulatory Enforcement	0.28	0.00	34/34	35/37	139/142
Civil Justice	0.40	0.00	30/34	29/37	126/142
Criminal Justice	0.27	-0.02	33/34	29/37	130/142



* Indicates statistically significant change at the 10 percent level

Low Medium High

Mauritania Sub-Saharan Africa Lower-Middle



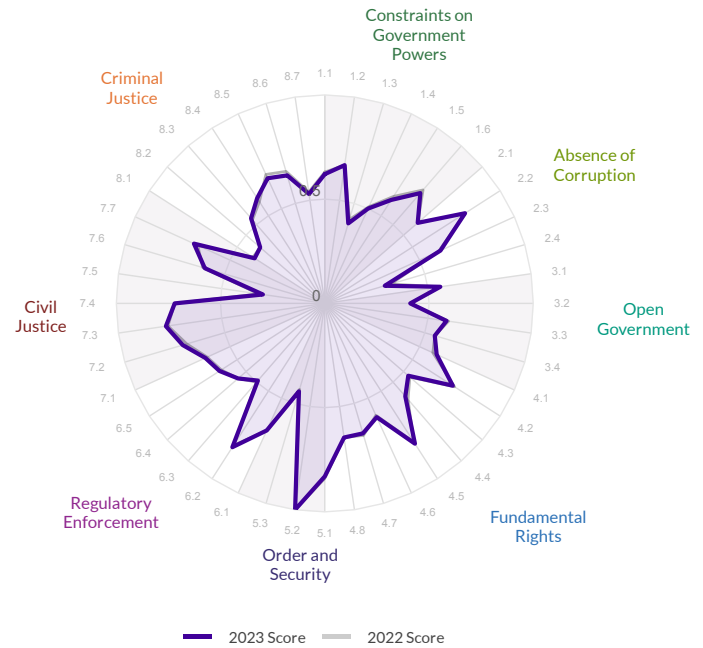
Mauritius

Region: Sub-Saharan Africa
Income Group: Upper-Middle

The scores range from 0 to 1, where 1 signifies the highest possible score and 0 signifies the lowest possible score.

Overall Score	Regional Rank	Income Rank	Global Rank
0.61	3/34	5/41	46/142
Score Change	Rank Change		
0.00	-1 ▾		

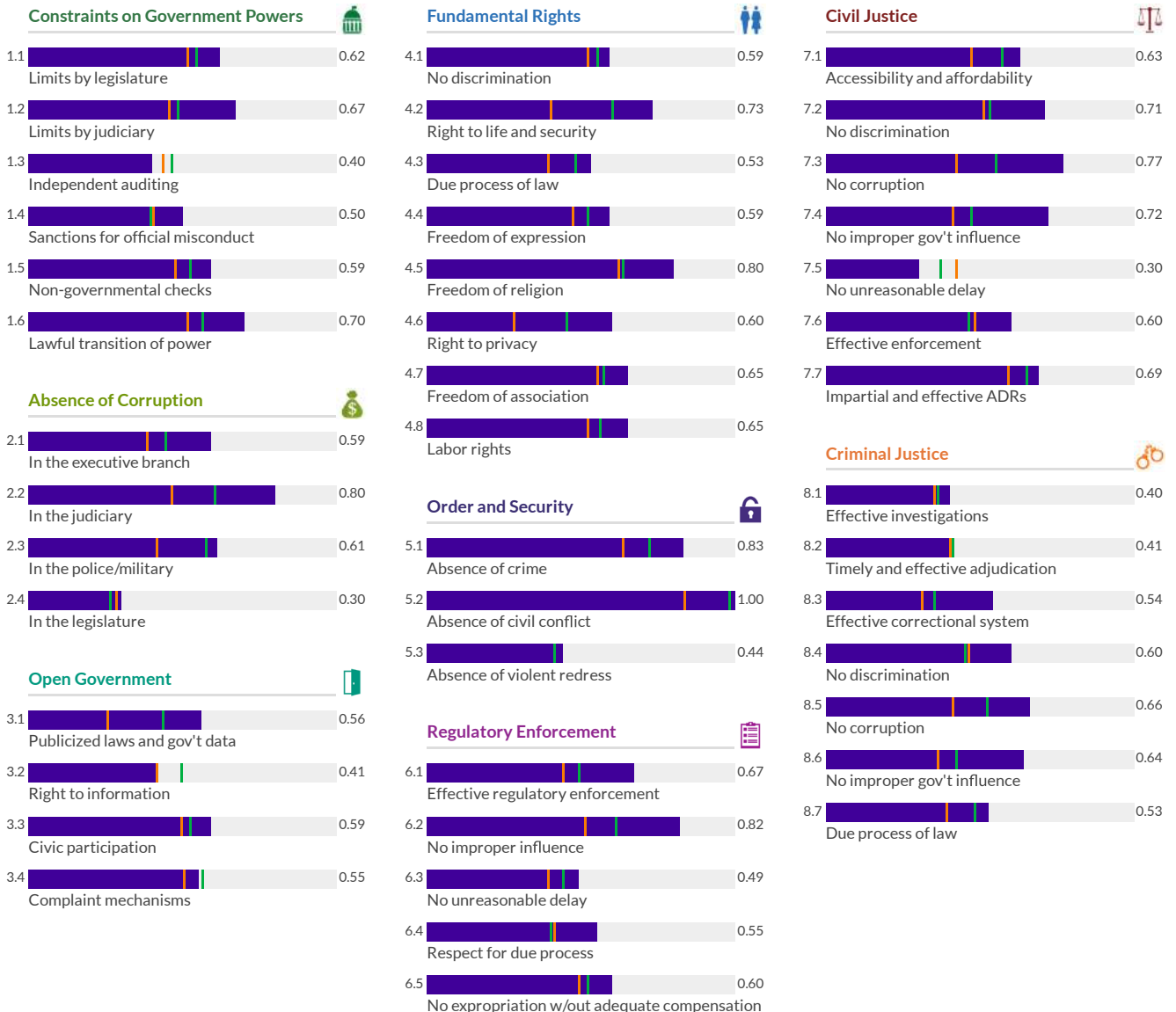
Factor	Score	Score Change	Regional Rank	Income Rank	Global Rank
Constraints on Government Powers	0.58	-0.01	6/34	9/41	51/142
Absence of Corruption	0.58	0.00	2/34	8/41	48/142
Open Government	0.53	0.00	4/34	17/41	61/142
Fundamental Rights	0.64	0.00	2/34	7/41	45/142
Order and Security	0.75	0.00	2/34	17/41	60/142
Regulatory Enforcement	0.62	0.00	1/34	2/41	35/142
Civil Justice	0.63	0.00	2/34	3/41	34/142
Criminal Justice	0.54	0.00	4/34	9/41	47/142



* Indicates statistically significant change at the 10 percent level

Low Medium High

Mauritius Sub-Saharan Africa Upper-Middle



Mexico

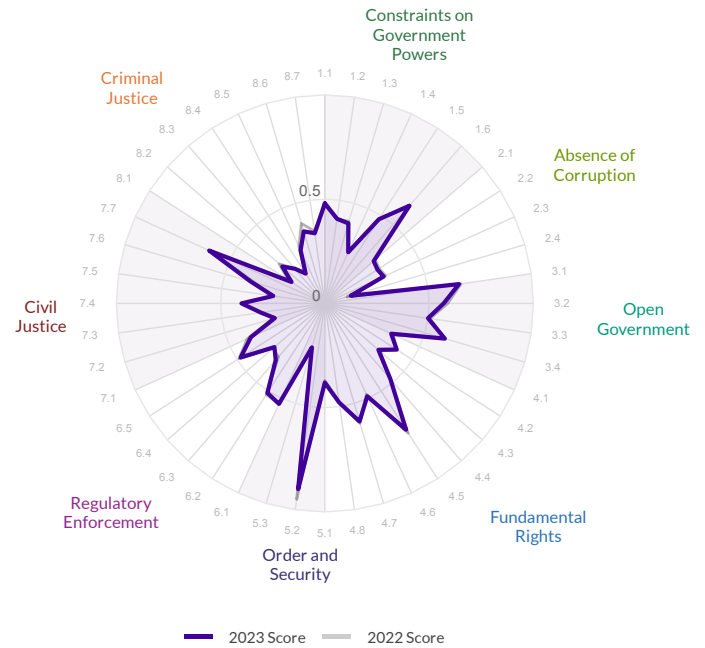
Region: Latin America and Caribbean
Income Group: Upper-Middle

The scores range from 0 to 1, where 1 signifies the highest possible score and 0 signifies the lowest possible score.

Overall Score	Regional Rank	Income Rank	Global Rank
0.42	27/32	38/41	116/142

Score Change	Rank Change
-0.01 ▾	1 ▲

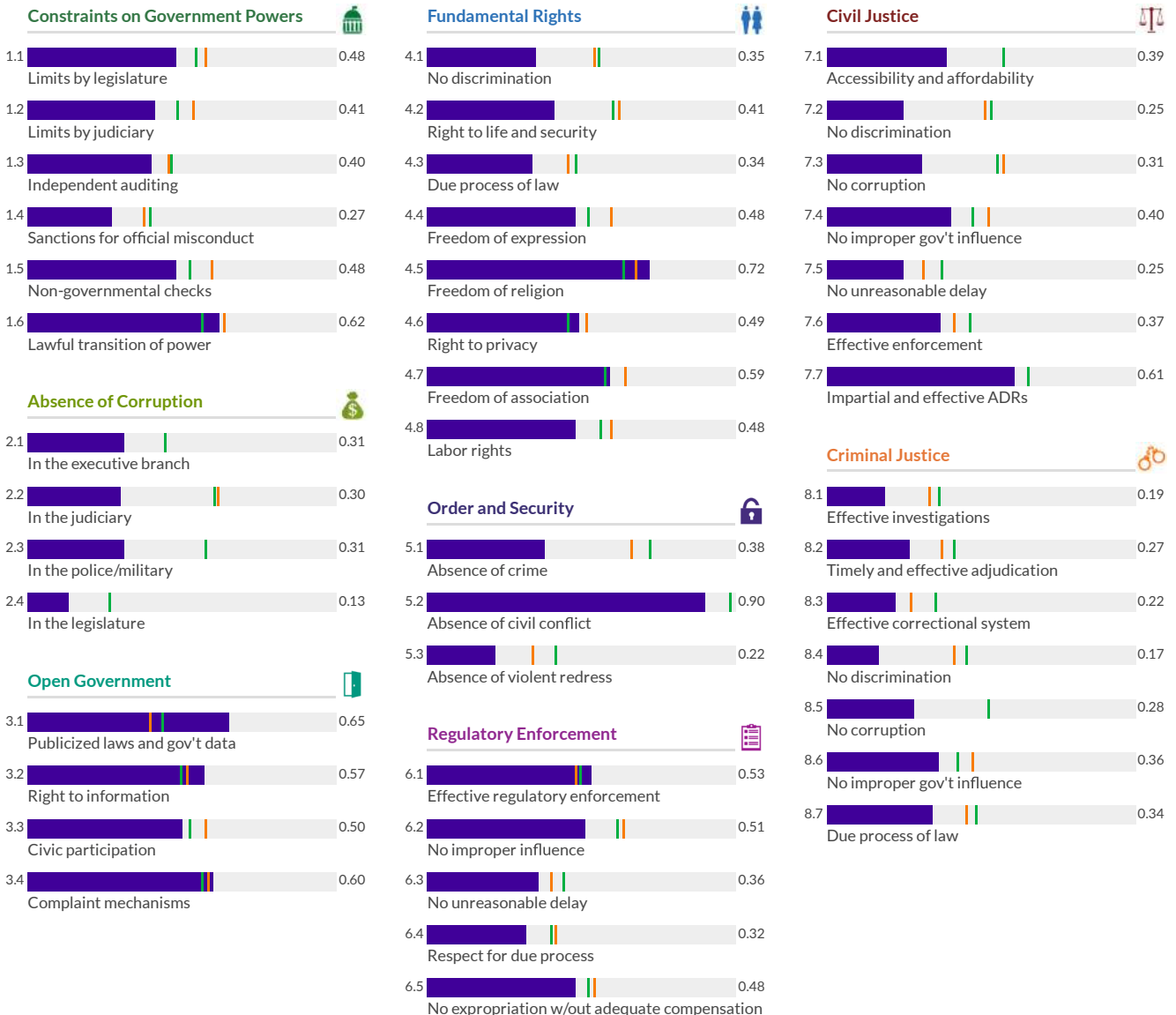
	Factor Score	Score Change	Regional Rank	Income Rank	Global Rank
Constraints on Government Powers	0.44	0.00	26/32	33/41	104/142
Absence of Corruption	0.26	0.00	30/32	40/41	136/142
Open Government	0.58	-0.01	7/32	7/41	45/142
Fundamental Rights	0.48	0.00	26/32	32/41	93/142
Order and Security	0.50	-0.01*	31/32	41/41	133/142
Regulatory Enforcement	0.44	0.00	24/32	33/41	102/142
Civil Justice	0.37	0.00	27/32	39/41	131/142
Criminal Justice	0.26	-0.02	26/32	40/41	132/142



* Indicates statistically significant change at the 10 percent level

Low Medium High

Mexico Latin America and Caribbean Upper-Middle



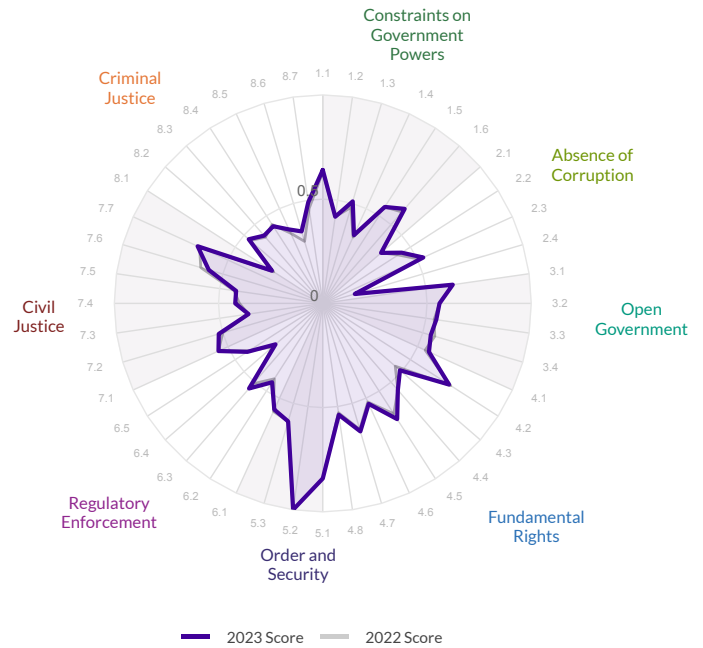
Moldova

Region: Eastern Europe and Central Asia
Income Group: Upper-Middle

The scores range from 0 to 1, where 1 signifies the highest possible score and 0 signifies the lowest possible score.

Overall Score	Regional Rank	Income Rank	Global Rank
0.53	6/15	20/41	68/142
Score Change	Rank Change		
0.01 ▲	2 ▲		

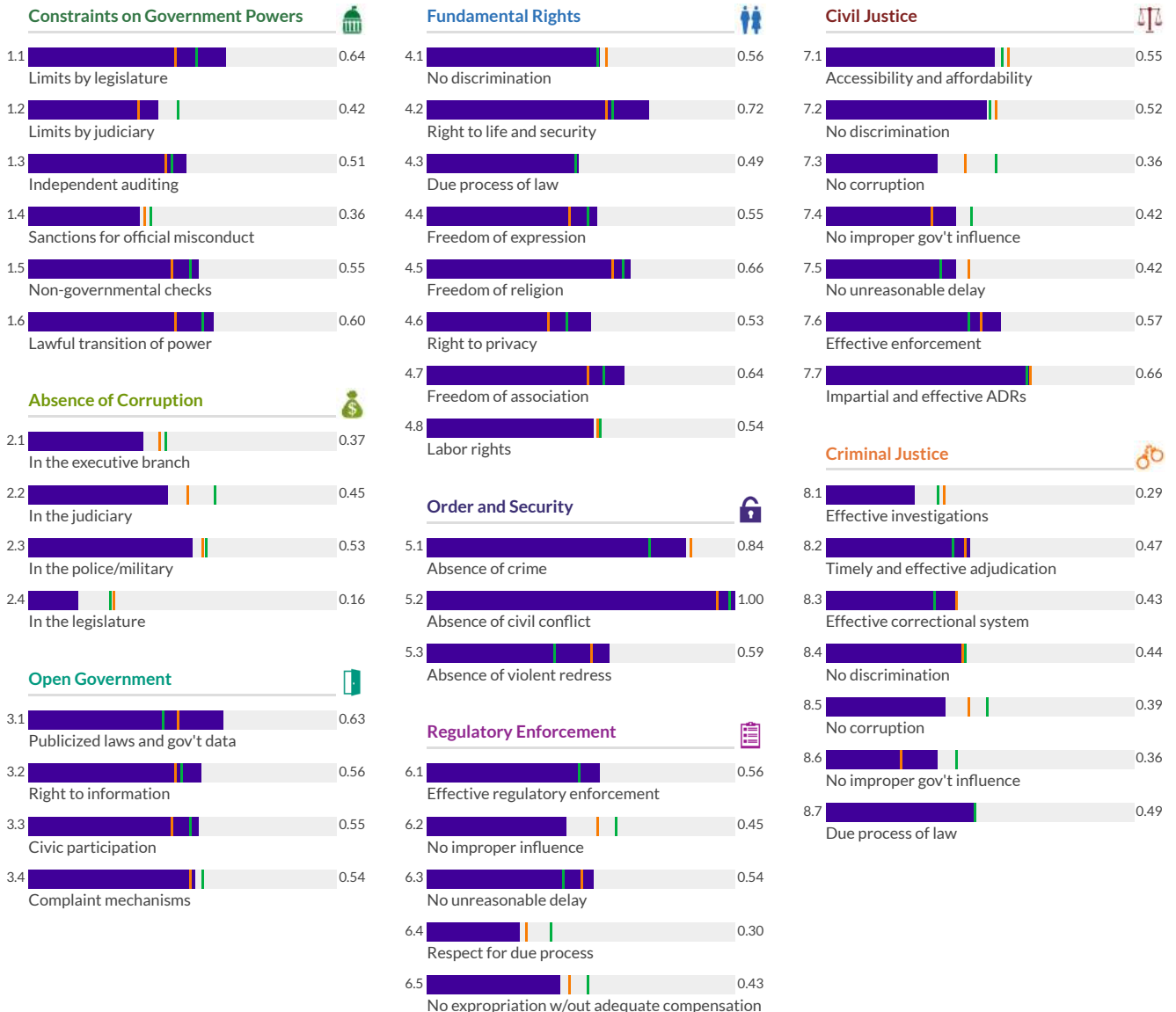
	Factor Score	Score Change	Regional Rank	Income Rank	Global Rank
Constraints on Government Powers	0.51	0.01	4/15	18/41	74/142
Absence of Corruption	0.38	0.01	12/15	34/41	106/142
Open Government	0.57	0.00	3/15	11/41	49/142
Fundamental Rights	0.59	0.01	6/15	18/41	63/142
Order and Security	0.81	0.00	4/15	4/41	40/142
Regulatory Enforcement	0.46	0.00	8/15	31/41	96/142
Civil Justice	0.50	0.00	9/15	24/41	79/142
Criminal Justice	0.41	0.02	8/15	23/41	78/142



* Indicates statistically significant change at the 10 percent level

Low Medium High

Moldova Eastern Europe and Central Asia Upper-Middle



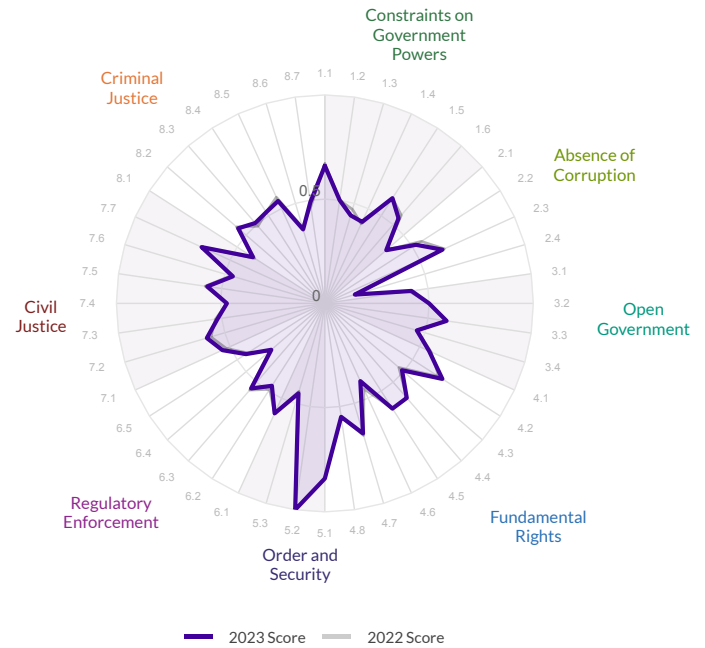
Mongolia

Region: East Asia and Pacific
Income Group: Lower-Middle

The scores range from 0 to 1, where 1 signifies the highest possible score and 0 signifies the lowest possible score.

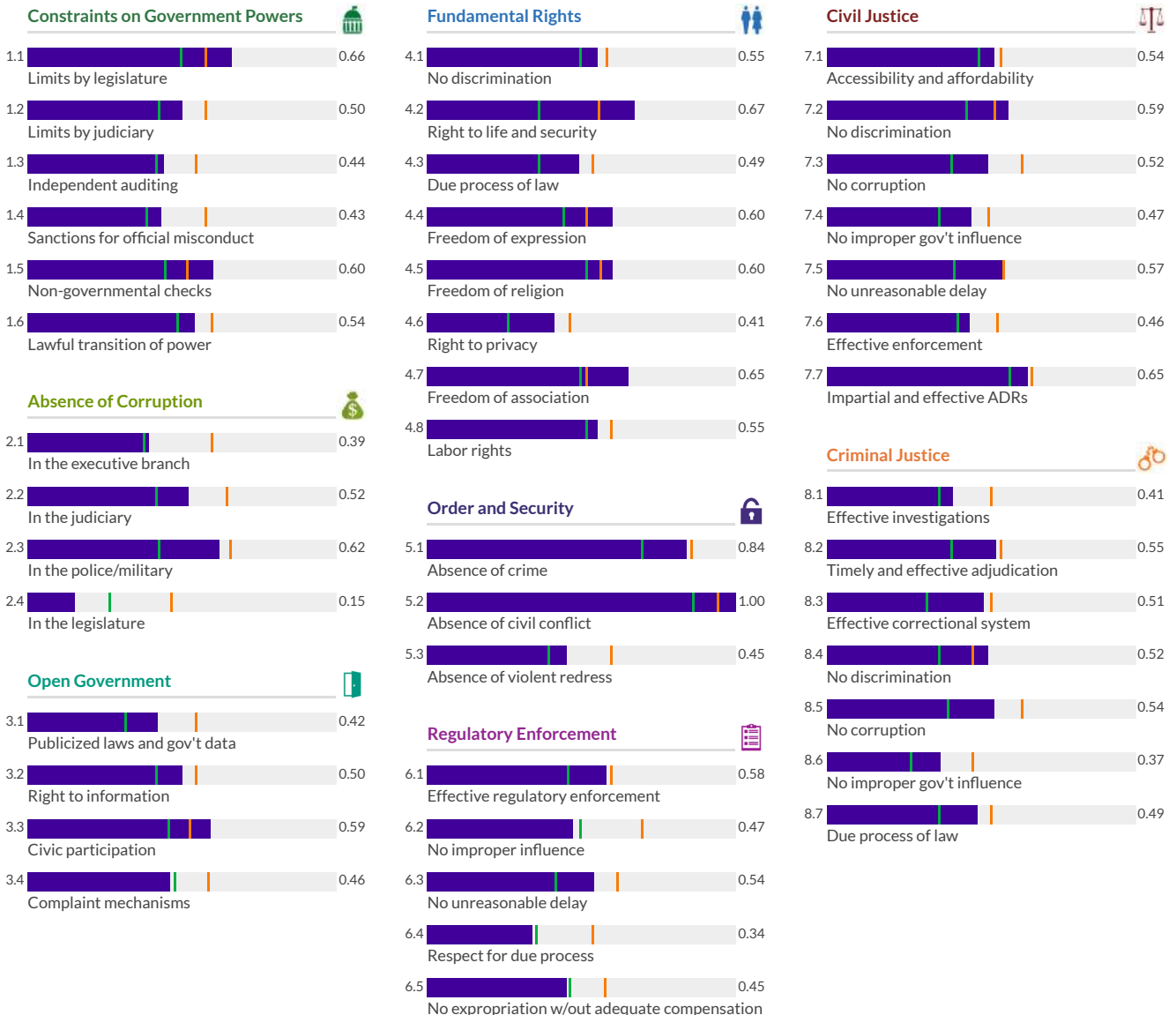
Overall Score	Regional Rank	Income Rank	Global Rank
0.53	8/15	3/37	64/142
Score Change	Rank Change		
0.00	0		

Factor	Score	Score Change	Regional Rank	Income Rank	Global Rank
Constraints on Government Powers	0.53	-0.01	9/15	7/37	71/142
Absence of Corruption	0.42	-0.01	12/15	9/37	86/142
Open Government	0.49	0.00	8/15	9/37	74/142
Fundamental Rights	0.56	0.00	7/15	4/37	69/142
Order and Security	0.76	0.00	10/15	3/37	58/142
Regulatory Enforcement	0.48	0.00	10/15	12/37	79/142
Civil Justice	0.54	0.00	8/15	4/37	66/142
Criminal Justice	0.48	0.00	8/15	1/37	58/142



* Indicates statistically significant change at the 10 percent level

Legend: Mongolia (purple), East Asia and Pacific (orange), Lower-Middle (green)



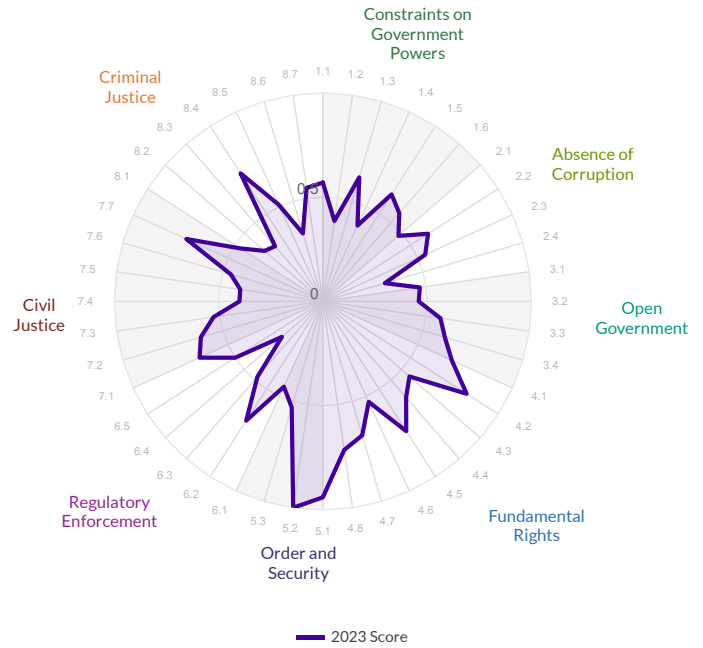
Montenegro

Region: Eastern Europe and Central Asia
Income Group: Upper-Middle

The scores range from 0 to 1, where 1 signifies the highest possible score and 0 signifies the lowest possible score.

Overall Score	Regional Rank	Income Rank	Global Rank
0.56	2/15	13/41	57/142
Score Change	Rank Change		
—	—		

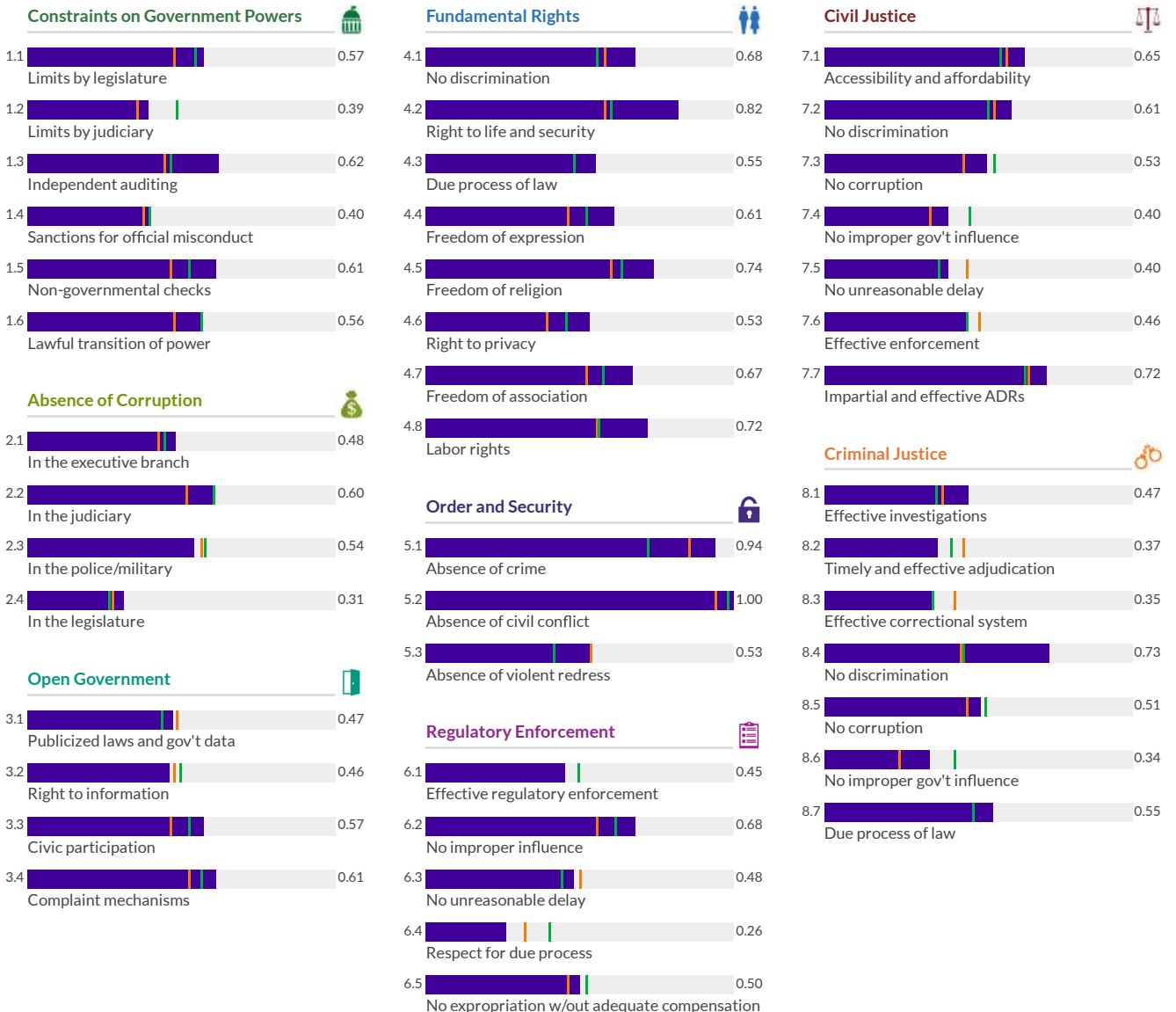
	Factor Score	Score Change	Regional Rank	Income Rank	Global Rank
Constraints on Government Powers	0.52	—	3/15	16/41	72/142
Absence of Corruption	0.48	—	3/15	15/41	62/142
Open Government	0.53	—	5/15	16/41	59/142
Fundamental Rights	0.67	—	1/15	4/41	41/142
Order and Security	0.82	—	3/15	2/41	36/142
Regulatory Enforcement	0.48	—	5/15	23/41	82/142
Civil Justice	0.54	—	3/15	17/41	67/142
Criminal Justice	0.47	—	2/15	15/41	60/142



* Indicates statistically significant change at the 10 percent level

Low Medium High

Montenegro Eastern Europe and Central Asia Upper-Middle



Morocco

Region: Middle East and North Africa
Income Group: Lower-Middle

The scores range from 0 to 1, where 1 signifies the highest possible score and 0 signifies the lowest possible score.

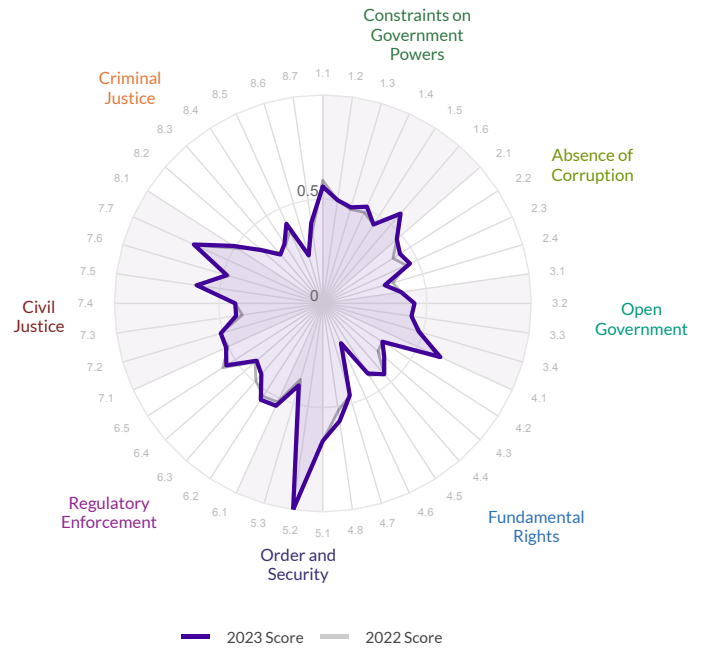
Overall Score	Regional Rank	Income Rank	Global Rank
0.48	6/9	14/37	92/142

Score Change	Rank Change
0.00	4▲

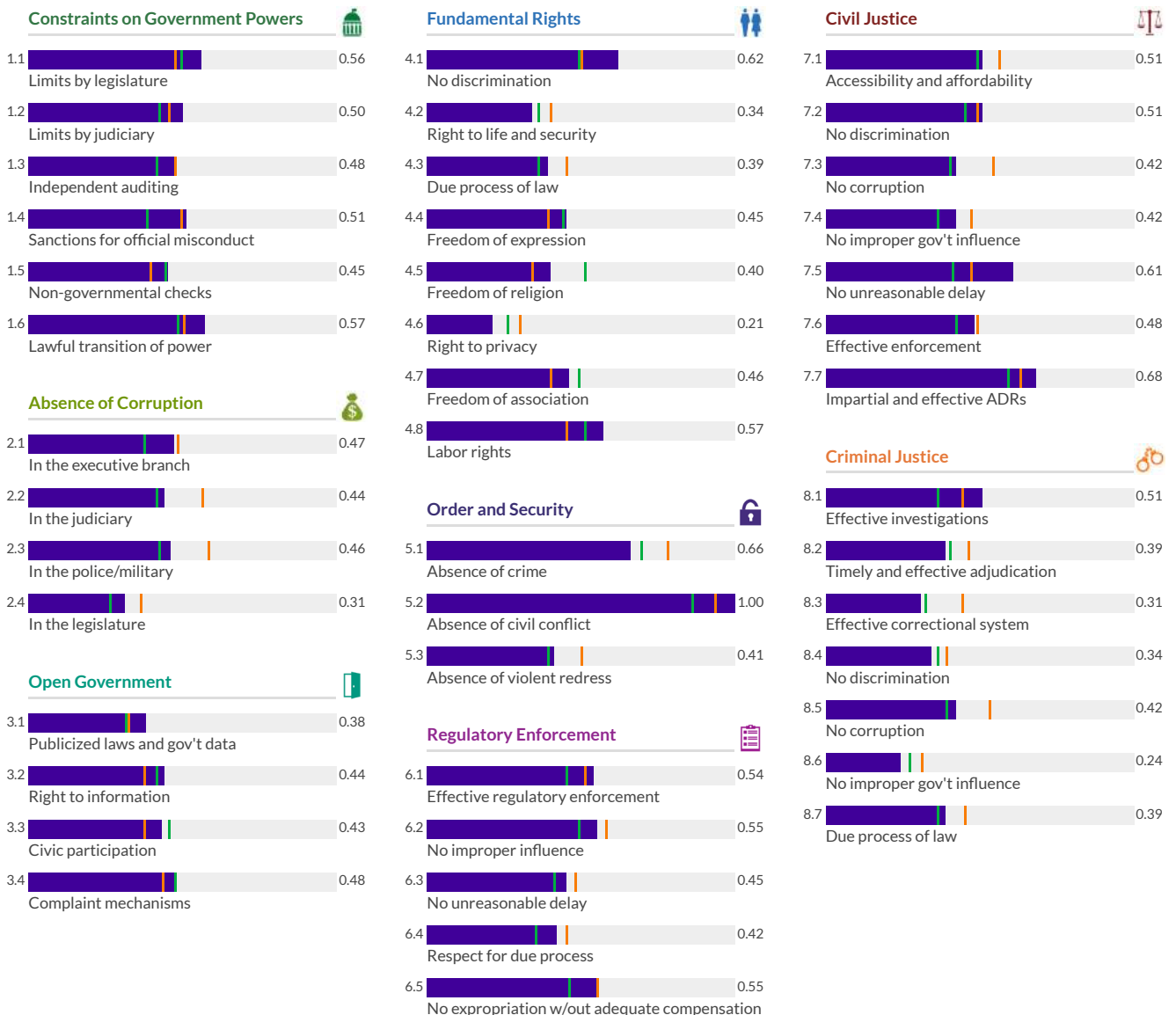
	Factor Score	Score Change	Regional Rank	Income Rank	Global Rank
Constraints on Government Powers	0.51	0.00	4/9	8/37	76/142
Absence of Corruption	0.42	0.00	6/9	10/37	88/142
Open Government	0.43	0.00	3/9	18/37	101/142
Fundamental Rights	0.43	0.01	7/9	22/37	114/142
Order and Security	0.69	0.01	6/9	14/37	89/142
Regulatory Enforcement	0.50	-0.01	4/9	5/37	66/142
Civil Justice	0.52	0.01	5/9	6/37	72/142
Criminal Justice	0.37	0.01	6/9	16/37	95/142

* Indicates statistically significant change at the 10 percent level

Low Medium High



— Morocco — Middle East and North Africa — Lower-Middle



Mozambique

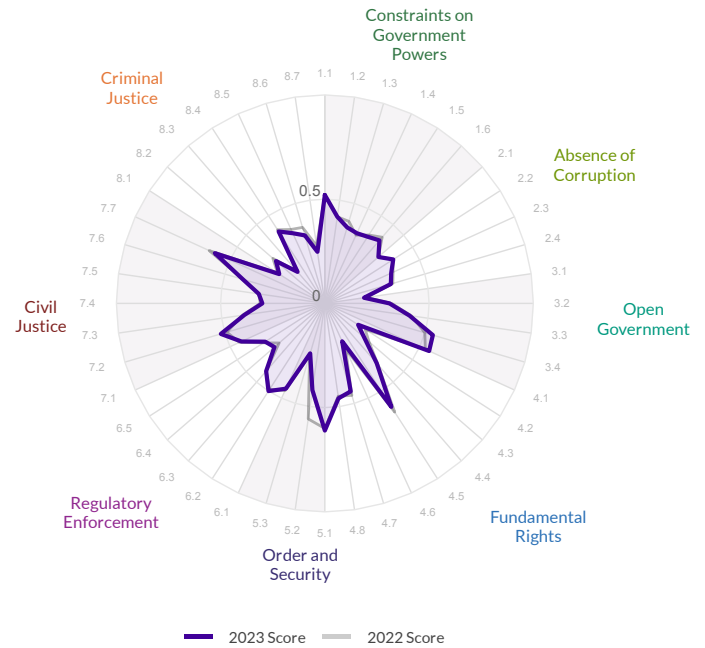
Region: Sub-Saharan Africa
Income Group: Low

The scores range from 0 to 1, where 1 signifies the highest possible score and 0 signifies the lowest possible score.

Overall Score	Regional Rank	Income Rank	Global Rank
0.38	29/34	14/18	128/142

Score Change	Rank Change
-0.01 ▾	-4 ▾

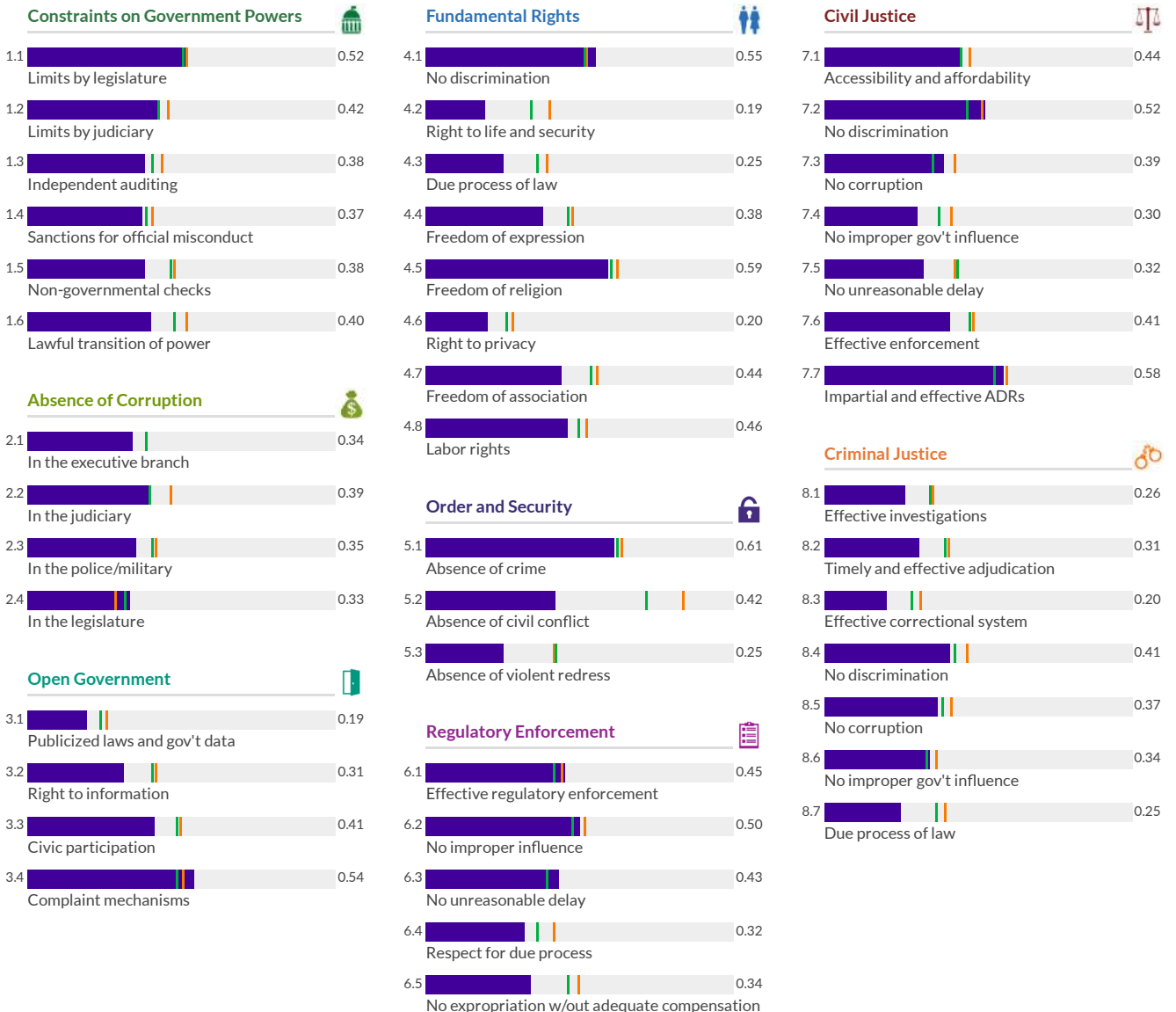
	Factor Score	Score Change	Regional Rank	Income Rank	Global Rank
Constraints on Government Powers	0.41	-0.01	20/34	10/18	109/142
Absence of Corruption	0.35	0.00	21/34	11/18	113/142
Open Government	0.36	0.00	25/34	13/18	122/142
Fundamental Rights	0.39	-0.01	27/34	14/18	122/142
Order and Security	0.43	-0.05*	32/34	16/18	138/142
Regulatory Enforcement	0.41	0.00	23/34	9/18	120/142
Civil Justice	0.42	-0.01	25/34	11/18	116/142
Criminal Justice	0.31	-0.02	28/34	14/18	122/142



* Indicates statistically significant change at the 10 percent level

Low Medium High

Mozambique Sub-Saharan Africa Low



Myanmar

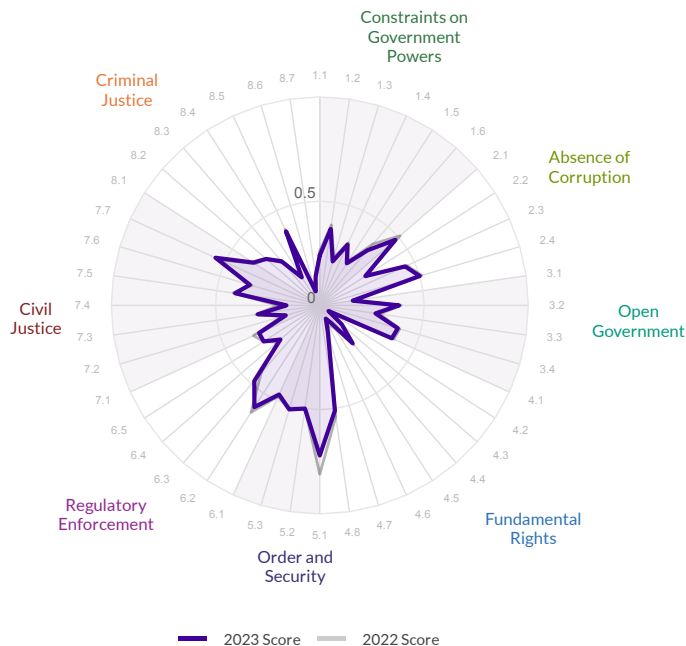
Region: East Asia and Pacific
Income Group: Lower-Middle

The scores range from 0 to 1, where 1 signifies the highest possible score and 0 signifies the lowest possible score.

Overall Score	Regional Rank	Income Rank	Global Rank
0.35	14/15	33/37	135/142

Score Change	Rank Change
-0.01 ▾	-1 ▾

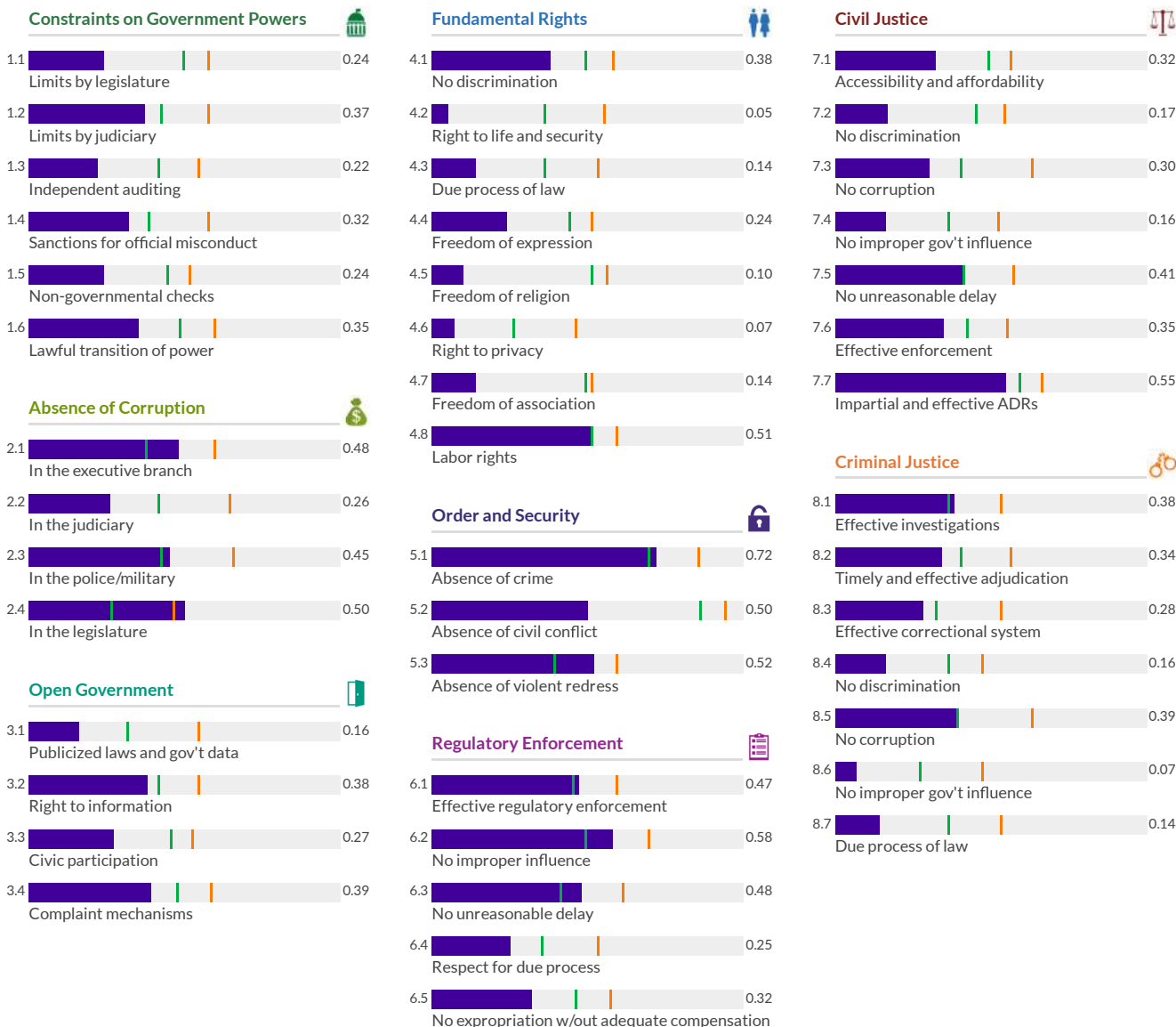
	Factor Score	Score Change	Regional Rank	Income Rank	Global Rank
Constraints on Government Powers	0.29	-0.02	14/15	34/37	135/142
Absence of Corruption	0.42	-0.01	11/15	8/37	85/142
Open Government	0.30	-0.01	14/15	33/37	137/142
Fundamental Rights	0.20	-0.02	15/15	36/37	141/142
Order and Security	0.58	-0.03*	15/15	31/37	125/142
Regulatory Enforcement	0.42	0.00	14/15	24/37	115/142
Civil Justice	0.32	-0.01	14/15	34/37	138/142
Criminal Justice	0.25	0.00	15/15	32/37	136/142



* Indicates statistically significant change at the 10 percent level

Low Medium High

Myanmar East Asia and Pacific Lower-Middle



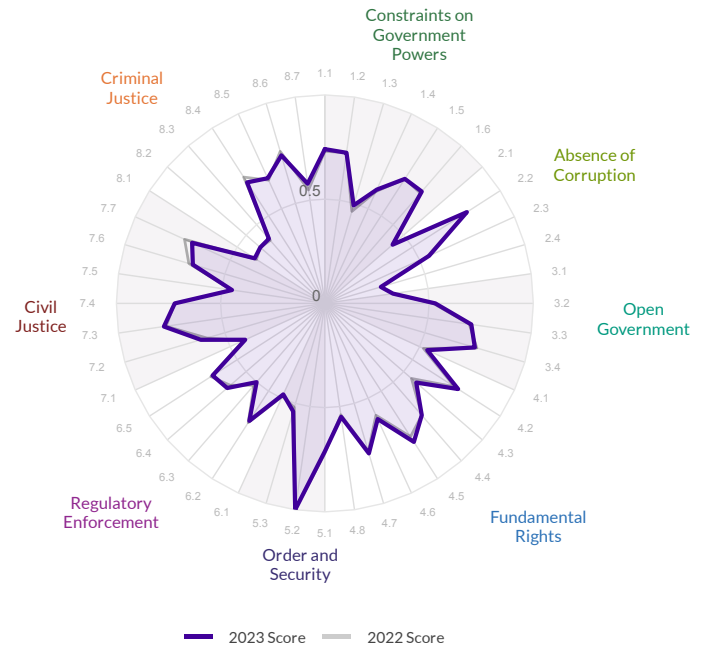
Namibia

Region: Sub-Saharan Africa
Income Group: Upper-Middle

The scores range from 0 to 1, where 1 signifies the highest possible score and 0 signifies the lowest possible score.

Overall Score	Regional Rank	Income Rank	Global Rank
0.61	2/34	4/41	44/142
Score Change	Rank Change		
0.00	2▲		

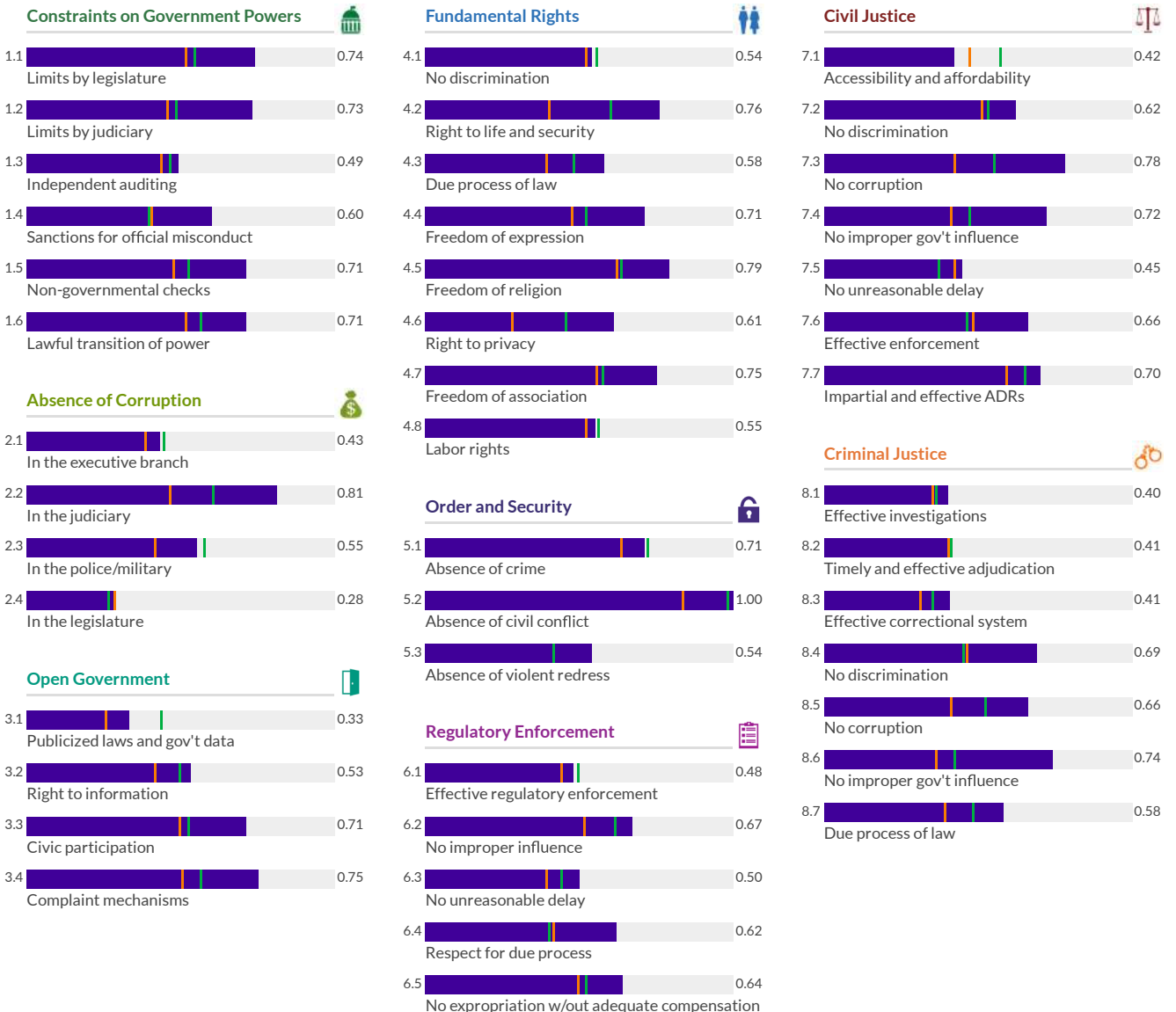
	Factor Score	Score Change	Regional Rank	Income Rank	Global Rank
Constraints on Government Powers	0.66	0.01	1/34	2/41	33/142
Absence of Corruption	0.52	0.01	5/34	13/41	58/142
Open Government	0.58	0.00	2/34	8/41	46/142
Fundamental Rights	0.66	0.01	1/34	6/41	43/142
Order and Security	0.75	0.00	3/34	18/41	63/142
Regulatory Enforcement	0.58	-0.01	4/34	5/41	46/142
Civil Justice	0.62	0.00	3/34	5/41	39/142
Criminal Justice	0.55	0.00	3/34	7/41	45/142



* Indicates statistically significant change at the 10 percent level

Low Medium High

— Namibia — Sub-Saharan Africa — Upper-Middle

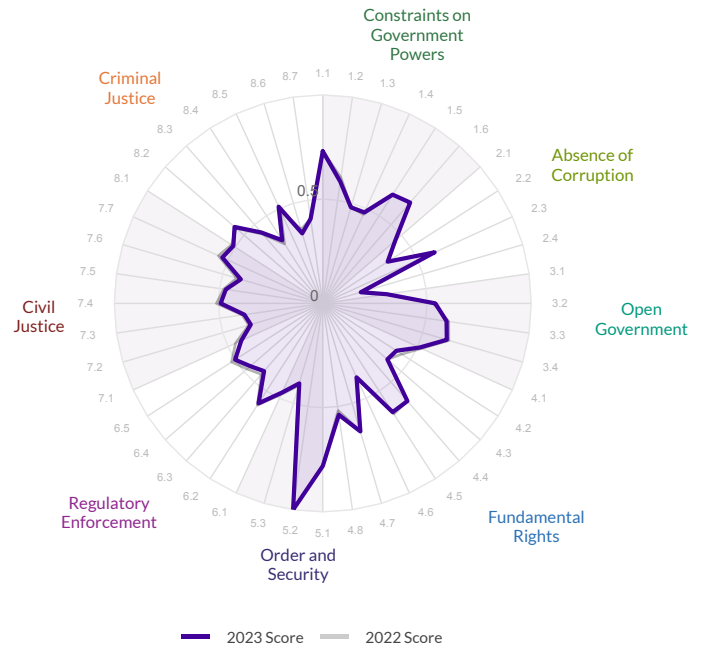


Nepal

The scores range from 0 to 1, where 1 signifies the highest possible score and 0 signifies the lowest possible score.

Overall Score	Regional Rank	Income Rank	Global Rank
0.52	1/6	5/37	71/142
Score Change	Rank Change		
0.00	0		

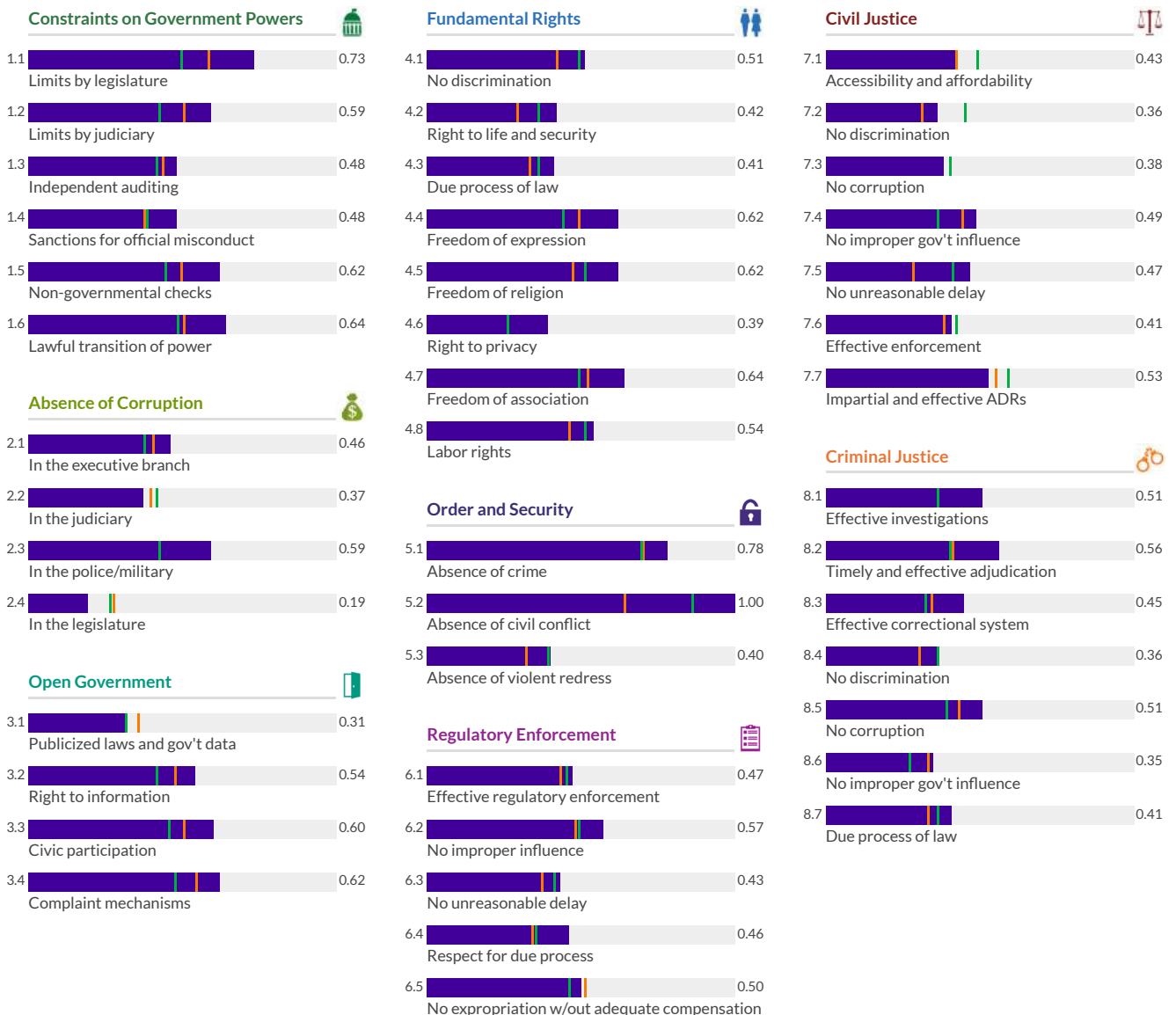
	Factor Score	Score Change	Regional Rank	Income Rank	Global Rank
Constraints on Government Powers	0.59	0.00	1/6	3/37	48/142
Absence of Corruption	0.40	0.00	2/6	13/37	94/142
Open Government	0.52	0.00	2/6	4/37	65/142
Fundamental Rights	0.52	-0.01	1/6	6/37	80/142
Order and Security	0.73	0.00	1/6	7/37	70/142
Regulatory Enforcement	0.49	-0.02	1/6	8/37	73/142
Civil Justice	0.44	-0.02	1/6	21/37	107/142
Criminal Justice	0.45	0.00	1/6	4/37	68/142



* Indicates statistically significant change at the 10 percent level

Low Medium High

Nepal South Asia Lower-Middle



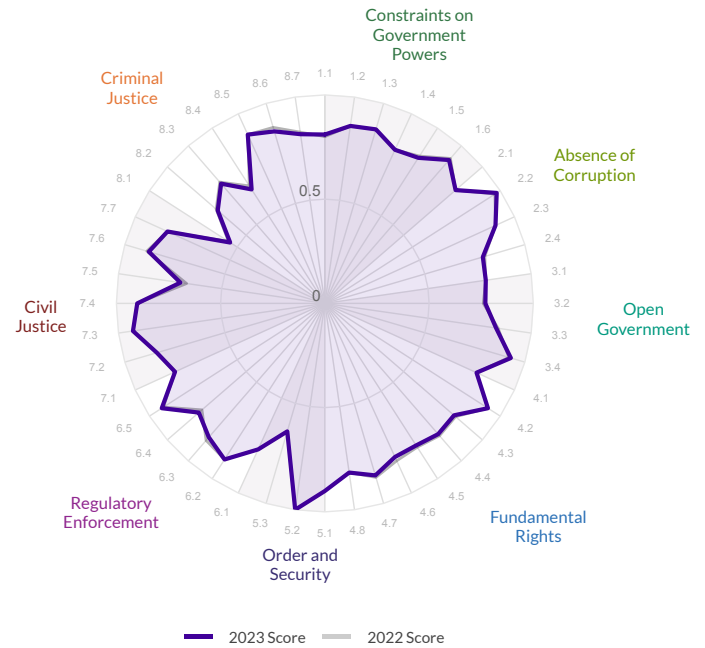
Netherlands

Region: EU, EFTA, and North America
Income Group: High

The scores range from 0 to 1, where 1 signifies the highest possible score and 0 signifies the lowest possible score.

Overall Score	Regional Rank	Income Rank	Global Rank
0.83	7/31	7/46	7/142
Score Change	Rank Change		
0.00	-2		

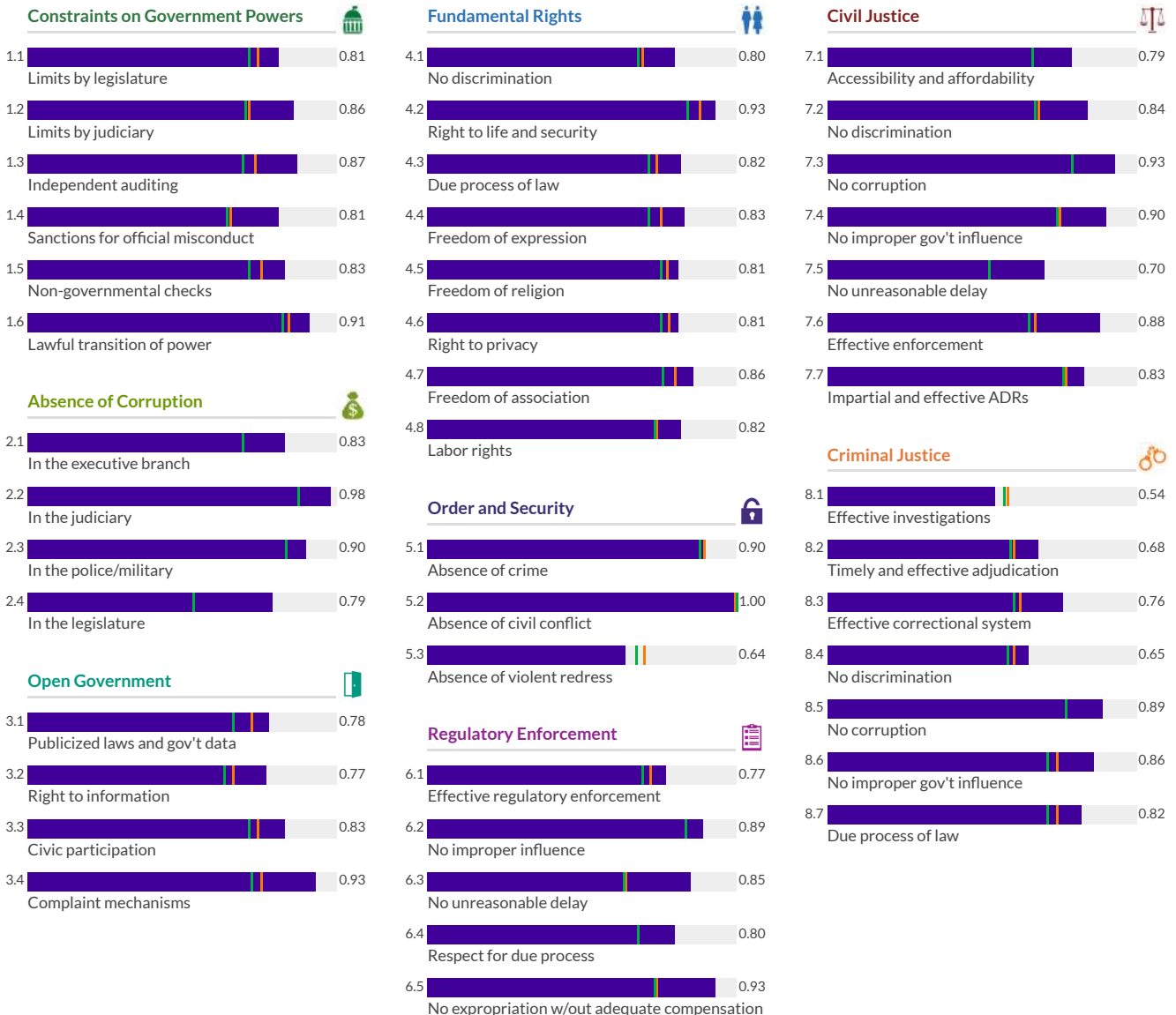
	Factor Score	Score Change	Regional Rank	Income Rank	Global Rank
Constraints on Government Powers	0.85	0.00	6/31	7/46	7/142
Absence of Corruption	0.87	0.00	5/31	7/46	7/142
Open Government	0.83	0.00	5/31	5/46	5/142
Fundamental Rights	0.84	-0.01	9/31	9/46	9/142
Order and Security	0.85	0.00	19/31	26/46	28/142
Regulatory Enforcement	0.85	0.00	5/31	6/46	6/142
Civil Justice	0.84	0.00	3/31	3/46	3/142
Criminal Justice	0.74	-0.01	8/31	10/46	10/142



* Indicates statistically significant change at the 10 percent level

Low Medium High

Netherlands EU, EFTA, and North America High



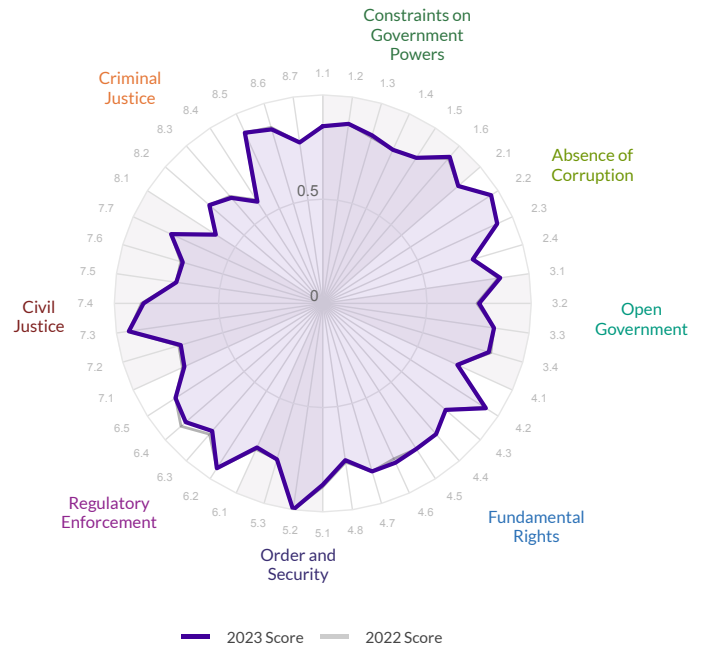
New Zealand

Region: East Asia and Pacific
Income Group: High

The scores range from 0 to 1, where 1 signifies the highest possible score and 0 signifies the lowest possible score.

Overall Score	Regional Rank	Income Rank	Global Rank
0.83	1/15	8/46	8/142
Score Change	Rank Change		
0.00	-1		

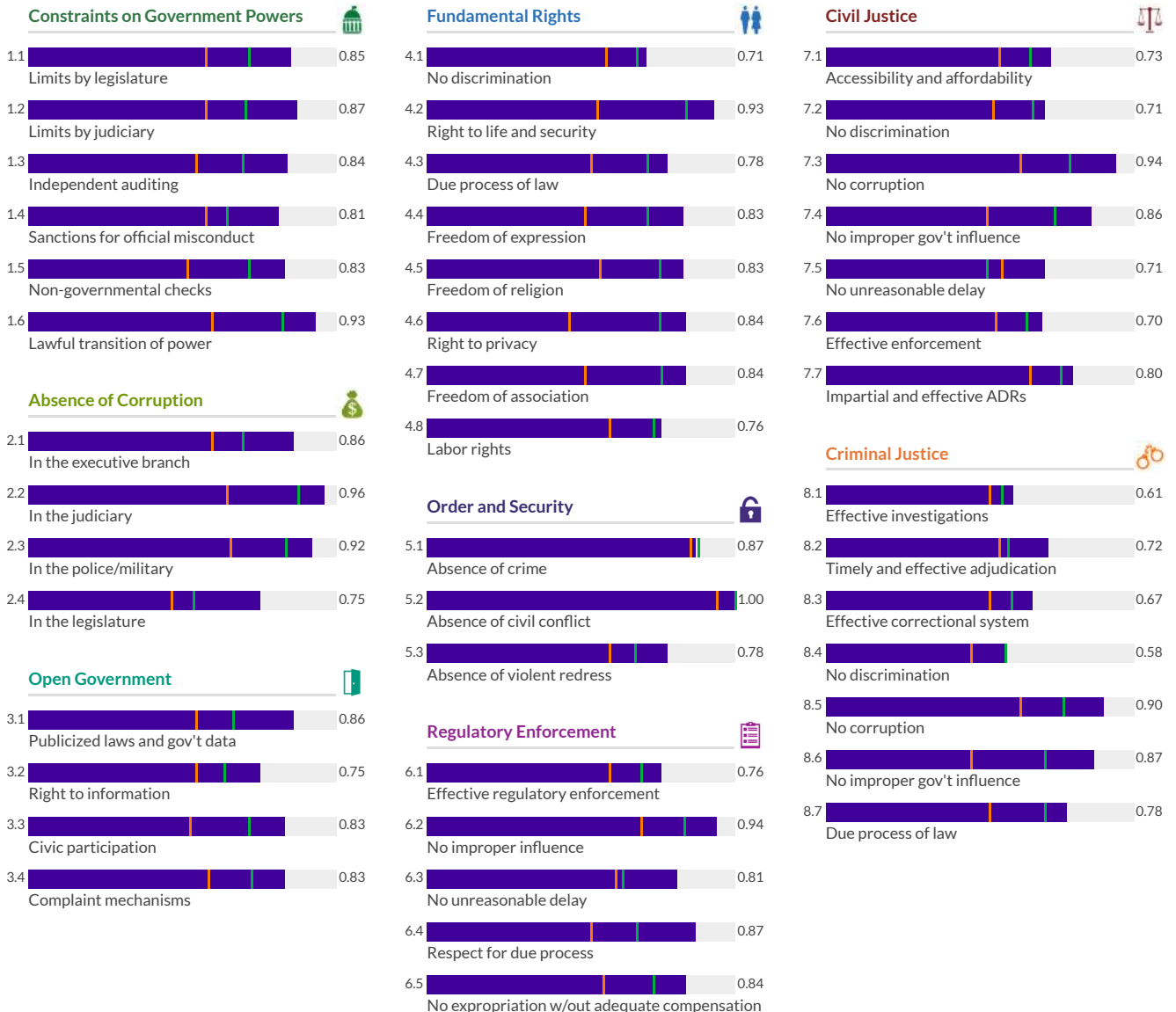
Factor	Score	Score Change	Regional Rank	Income Rank	Global Rank
Constraints on Government Powers	0.85	0.00	1/15	6/46	6/142
Absence of Corruption	0.87	0.00	2/15	6/46	6/142
Open Government	0.82	0.00	1/15	6/46	6/142
Fundamental Rights	0.82	0.00	1/15	12/46	12/142
Order and Security	0.88	0.00	4/15	21/46	22/142
Regulatory Enforcement	0.84	-0.01	2/15	7/46	7/142
Civil Justice	0.78	0.00	2/15	11/46	11/142
Criminal Justice	0.73	0.00	3/15	11/46	11/142



* Indicates statistically significant change at the 10 percent level

Low Medium High

New Zealand East Asia and Pacific High



Nicaragua

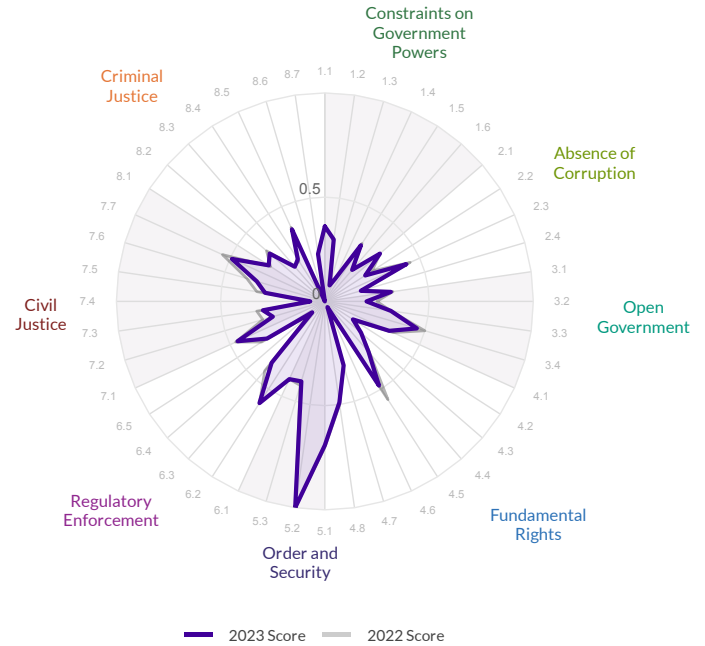
Region: Latin America and Caribbean
Income Group: Lower-Middle

The scores range from 0 to 1, where 1 signifies the highest possible score and 0 signifies the lowest possible score.

Overall Score	Regional Rank	Income Rank	Global Rank
0.35	30/32	35/37	137/142

Score Change	Rank Change
-0.02 ▼	-2 ▼

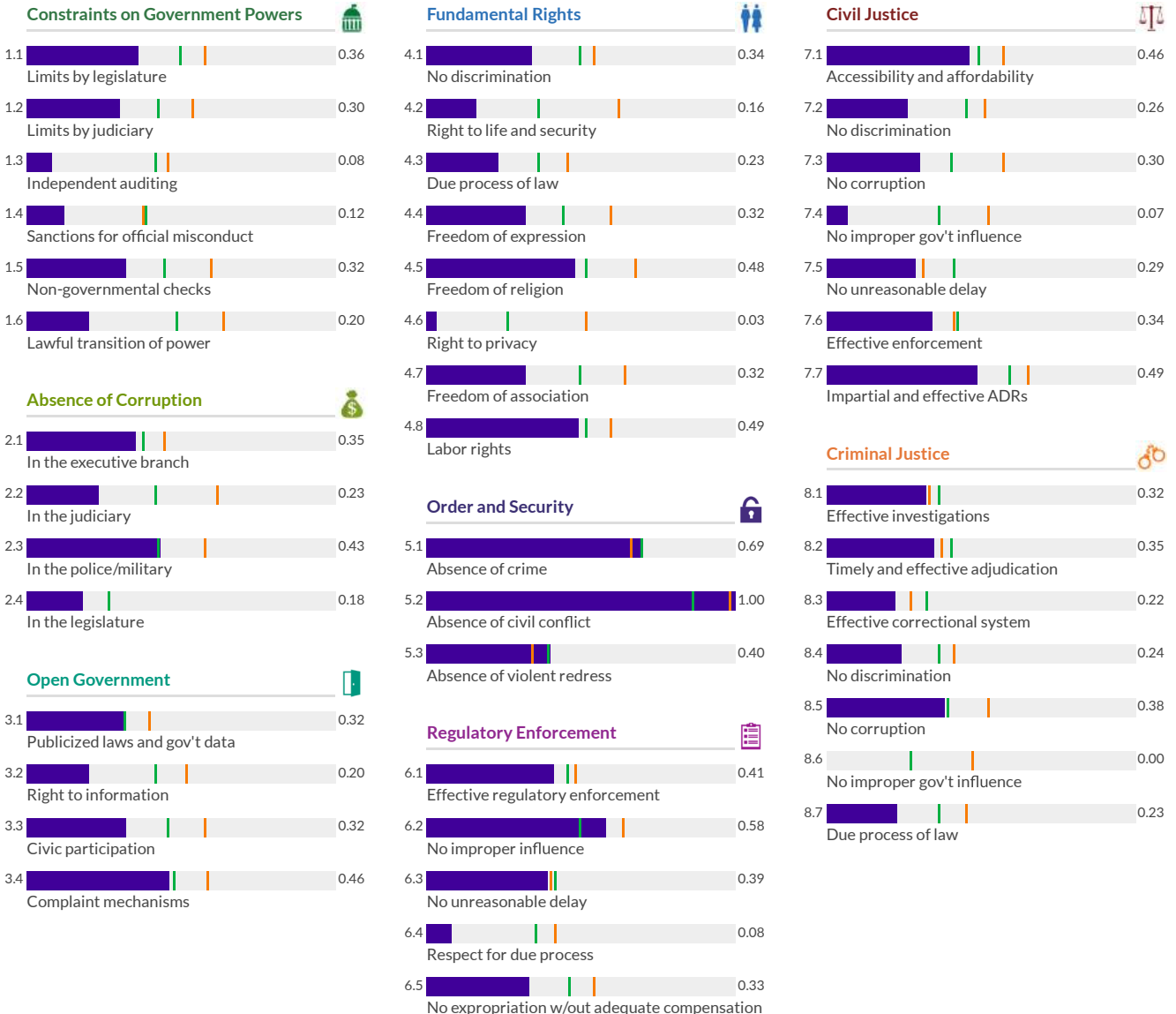
	Factor Score	Score Change	Regional Rank	Income Rank	Global Rank
Constraints on Government Powers	0.23	0.00	31/32	37/37	141/142
Absence of Corruption	0.30	-0.02	27/32	30/37	127/142
Open Government	0.32	-0.03*	31/32	32/37	133/142
Fundamental Rights	0.30	-0.02	32/32	33/37	136/142
Order and Security	0.70	-0.01	14/32	13/37	88/142
Regulatory Enforcement	0.36	-0.02	30/32	33/37	134/142
Civil Justice	0.32	-0.03*	30/32	35/37	139/142
Criminal Justice	0.25	0.00	28/32	33/37	137/142



* Indicates statistically significant change at the 10 percent level

Low Medium High

Nicaragua Latin America and Caribbean Lower-Middle



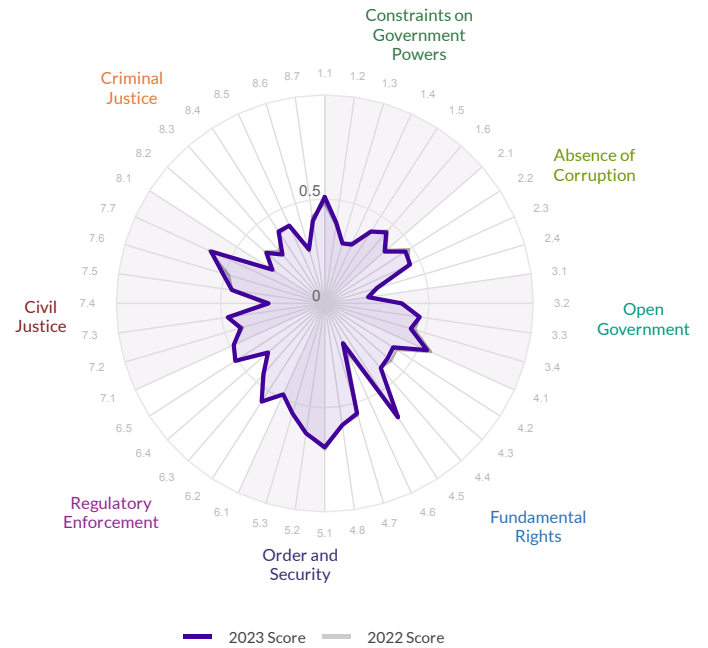
Niger

Region: Sub-Saharan Africa
Income Group: Low

The scores range from 0 to 1, where 1 signifies the highest possible score and 0 signifies the lowest possible score.

Overall Score	Regional Rank	Income Rank	Global Rank
0.44	17/34	7/18	109/142
Score Change	Rank Change		
0.00	2▲		

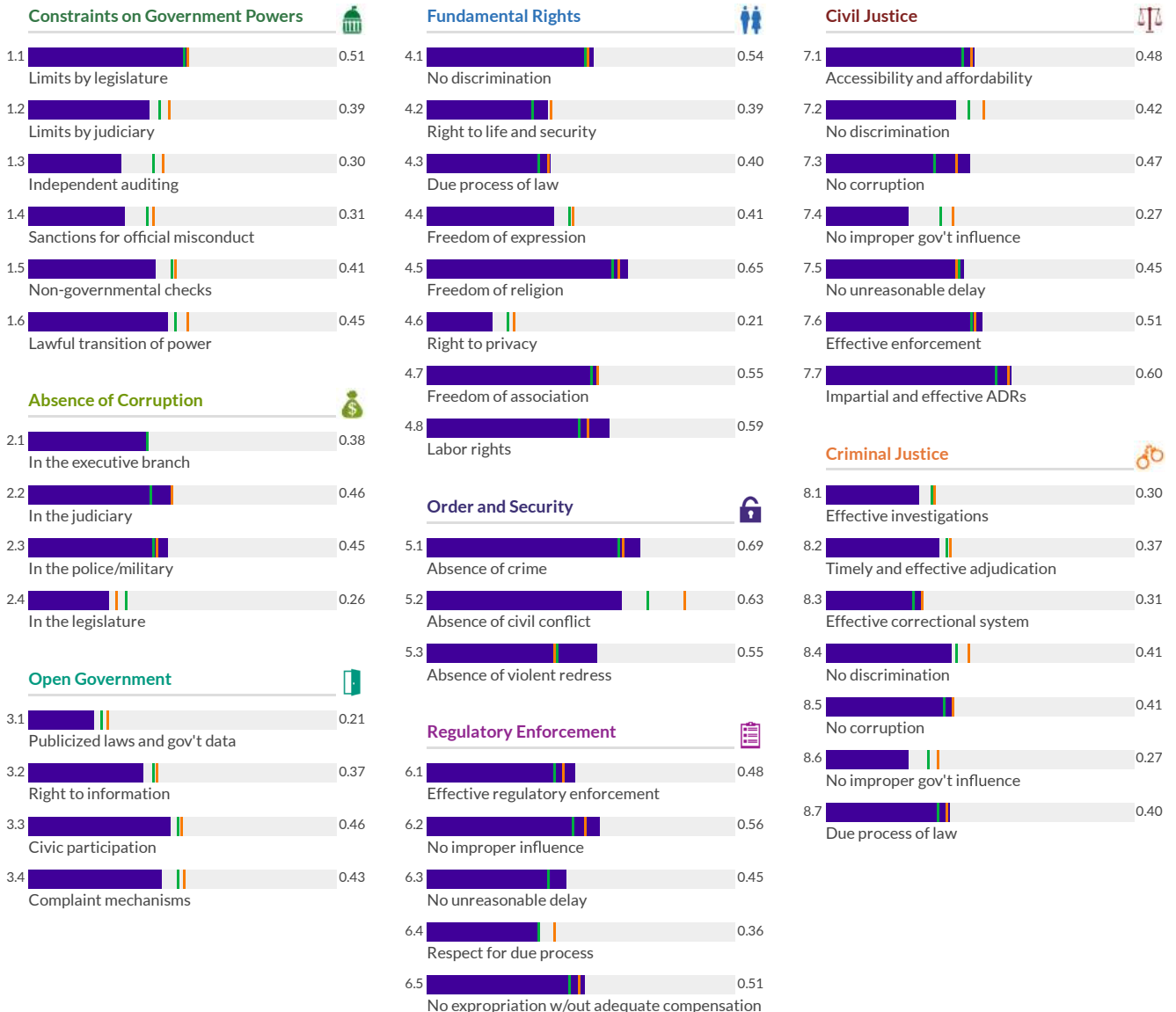
	Factor Score	Score Change	Regional Rank	Income Rank	Global Rank
Constraints on Government Powers	0.39	0.00	23/34	12/18	113/142
Absence of Corruption	0.39	-0.01	15/34	7/18	100/142
Open Government	0.37	0.00	23/34	11/18	120/142
Fundamental Rights	0.47	-0.01	17/34	9/18	95/142
Order and Security	0.62	0.00	20/34	9/18	113/142
Regulatory Enforcement	0.47	0.00	11/34	3/18	85/142
Civil Justice	0.46	0.00	16/34	6/18	99/142
Criminal Justice	0.35	0.00	20/34	7/18	102/142



* Indicates statistically significant change at the 10 percent level

Low Medium High

Niger Sub-Saharan Africa Low



Nigeria

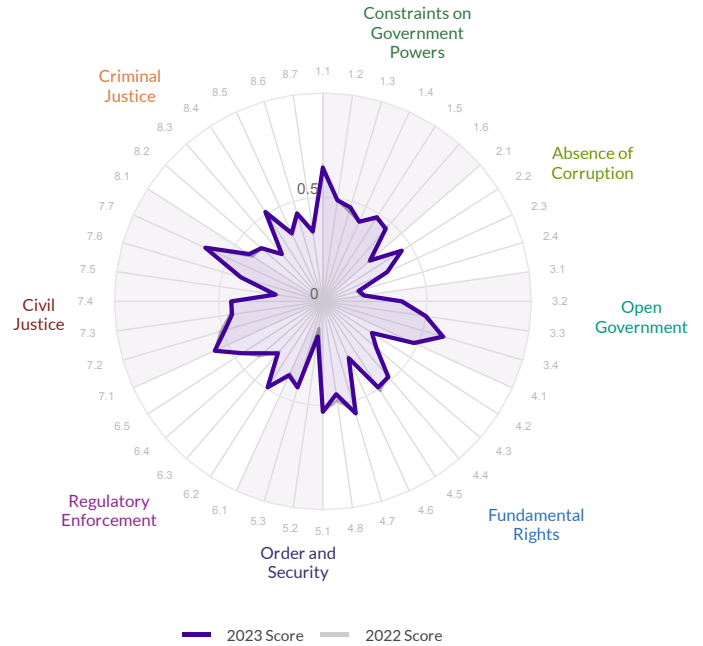
Region: Sub-Saharan Africa
Income Group: Lower-Middle

The scores range from 0 to 1, where 1 signifies the highest possible score and 0 signifies the lowest possible score.

Overall Score	Regional Rank	Income Rank	Global Rank
0.41	23/34	24/37	120/142

Score Change	Rank Change
0.00	0

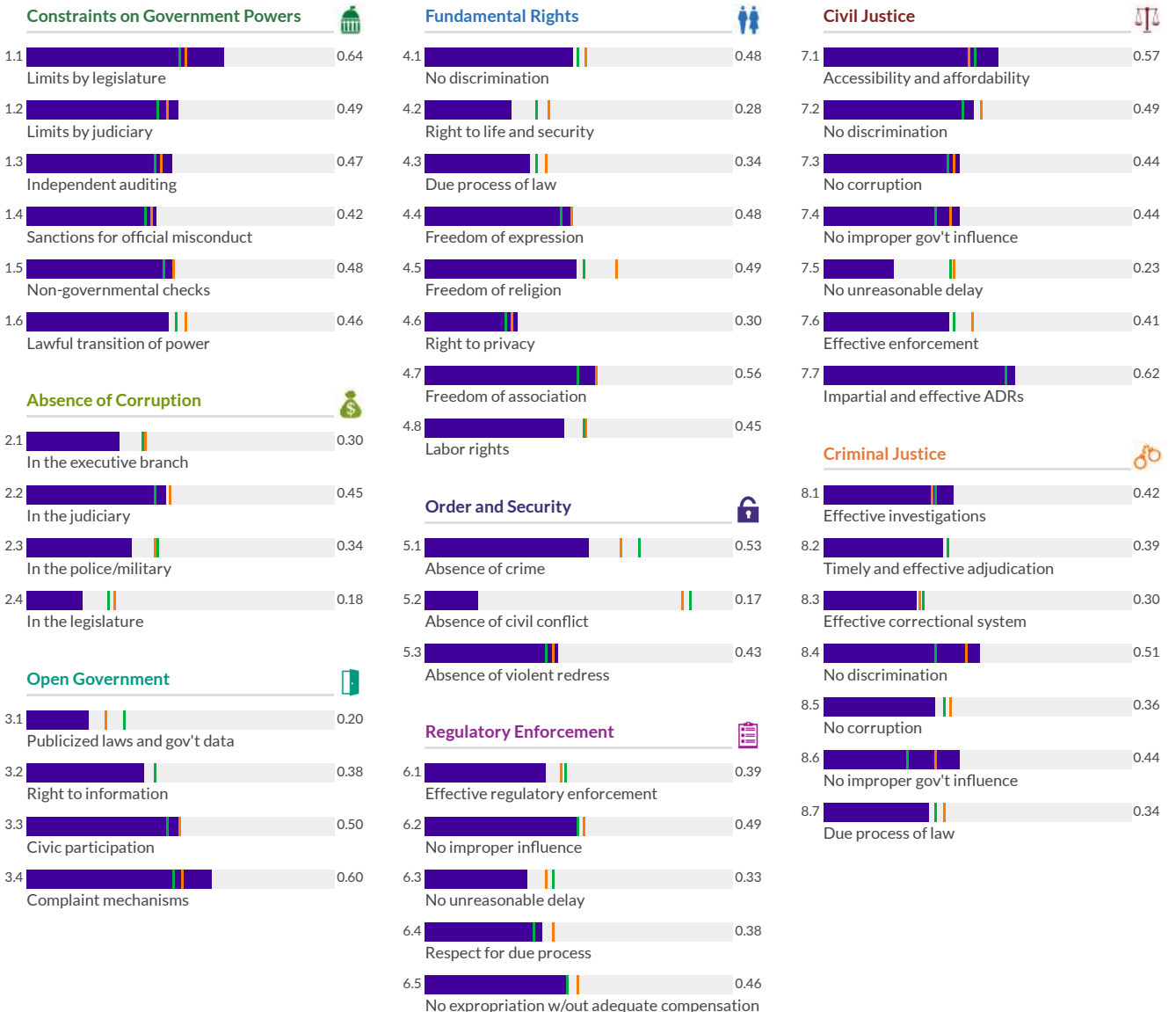
	Factor Score	Score Change	Regional Rank	Income Rank	Global Rank
Constraints on Government Powers	0.50	0.00	14/34	13/37	85/142
Absence of Corruption	0.32	0.01	23/34	27/37	121/142
Open Government	0.42	0.00	14/34	19/37	104/142
Fundamental Rights	0.42	0.00	23/34	23/37	116/142
Order and Security	0.37	0.01	33/34	36/37	139/142
Regulatory Enforcement	0.41	0.00	22/34	26/37	119/142
Civil Justice	0.46	0.00	17/34	17/37	100/142
Criminal Justice	0.39	0.01	13/34	12/37	86/142



* Indicates statistically significant change at the 10 percent level

Low Medium High

Nigeria Sub-Saharan Africa Lower-Middle



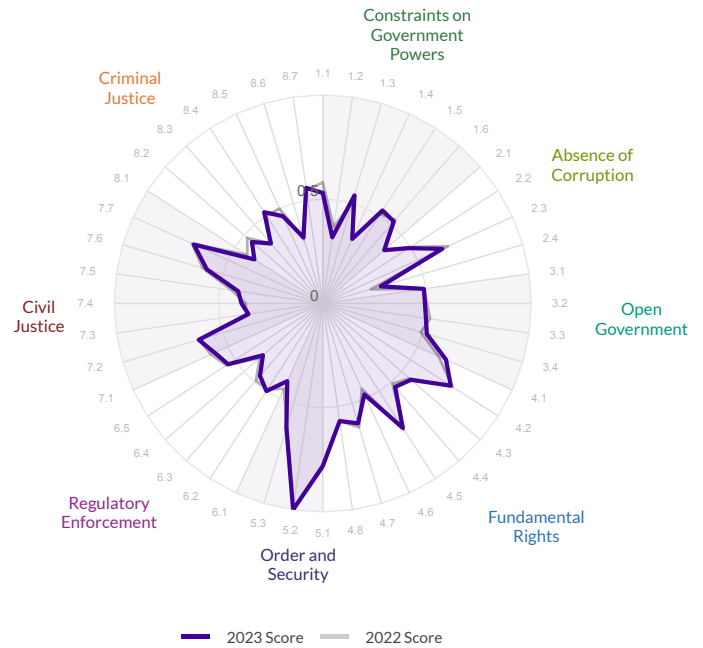
North Macedonia

Region: Eastern Europe and Central Asia
Income Group: Upper-Middle

The scores range from 0 to 1, where 1 signifies the highest possible score and 0 signifies the lowest possible score.

Overall Score	Regional Rank	Income Rank	Global Rank
0.53	5/15	19/41	67/142
Score Change	Rank Change		
0.00	-2 ▼		

Factor	Score	Score Change	Regional Rank	Income Rank	Global Rank
Constraints on Government Powers	0.46	-0.01	6/15	28/41	97/142
Absence of Corruption	0.45	0.00	7/15	23/41	75/142
Open Government	0.50	0.00	7/15	21/41	70/142
Fundamental Rights	0.60	0.01	4/15	15/41	56/142
Order and Security	0.80	0.00	6/15	6/41	43/142
Regulatory Enforcement	0.46	-0.02	7/15	29/41	94/142
Civil Justice	0.52	-0.01	7/15	22/41	75/142
Criminal Justice	0.44	-0.01	7/15	20/41	72/142



* Indicates statistically significant change at the 10 percent level

■ Low ■ Medium ■ High

■ North Macedonia ■ Eastern Europe and Central Asia ■ Upper-Middle

Factor	Score	Regional Rank	Income Rank	Global Rank
Constraints on Government Powers	0.53	6/15	28/41	97/142
1.1 Limits by legislature	0.53			
1.2 Limits by judiciary	0.32			
1.3 Independent auditing	0.54			
1.4 Sanctions for official misconduct	0.34			
1.5 Non-governmental checks	0.53			
1.6 Lawful transition of power	0.52			
Absence of Corruption	0.45	7/15	23/41	75/142
2.1 In the executive branch	0.39			
2.2 In the judiciary	0.49			
2.3 In the police/military	0.63			
2.4 In the legislature	0.29			
Open Government	0.50	7/15	21/41	70/142
3.1 Publicized laws and gov't data	0.49			
3.2 Right to information	0.49			
3.3 Civic participation	0.50			
3.4 Complaint mechanisms	0.52			
Fundamental Rights	0.60	4/15	15/41	56/142
4.1 No discrimination	0.65			
4.2 Right to life and security	0.73			
4.3 Due process of law	0.56			
4.4 Freedom of expression	0.53			
4.5 Freedom of religion	0.71			
4.6 Right to privacy	0.48			
4.7 Freedom of association	0.60			
4.8 Labor rights	0.57			
Order and Security	0.80	6/15	6/41	43/142
5.1 Absence of crime	0.78			
5.2 Absence of civil conflict	1.00			
5.3 Absence of violent redress	0.62			
Regulatory Enforcement	0.46	7/15	29/41	94/142
6.1 Effective regulatory enforcement	0.41			
6.2 No improper influence	0.50			
6.3 No unreasonable delay	0.46			
6.4 Respect for due process	0.38			
6.5 No expropriation w/out adequate compensation	0.54			
Civil Justice	0.52	7/15	22/41	75/142
7.1 Accessibility and affordability	0.57			
7.2 No discrimination	0.62			
7.3 No corruption	0.36			
7.4 No improper gov't influence	0.39			
7.5 No unreasonable delay	0.41			
7.6 Effective enforcement	0.58			
7.7 Impartial and effective ADRs	0.68			
Criminal Justice	0.44	7/15	20/41	72/142
8.1 Effective investigations	0.39			
8.2 Timely and effective adjudication	0.45			
8.3 Effective correctional system	0.38			
8.4 No discrimination	0.52			
8.5 No corruption	0.46			
8.6 No improper gov't influence	0.33			
8.7 Due process of law	0.56			

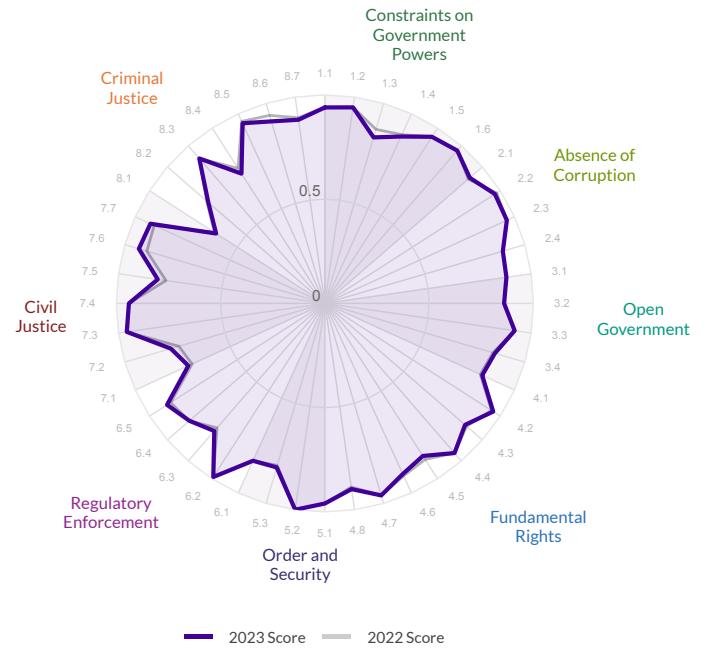
Norway

Region: EU, EFTA, and North America
Income Group: High

The scores range from 0 to 1, where 1 signifies the highest possible score and 0 signifies the lowest possible score.

Overall Score	Regional Rank	Income Rank	Global Rank
0.89	2/31	2/46	2/142
Score Change	Rank Change		
0.00	0		

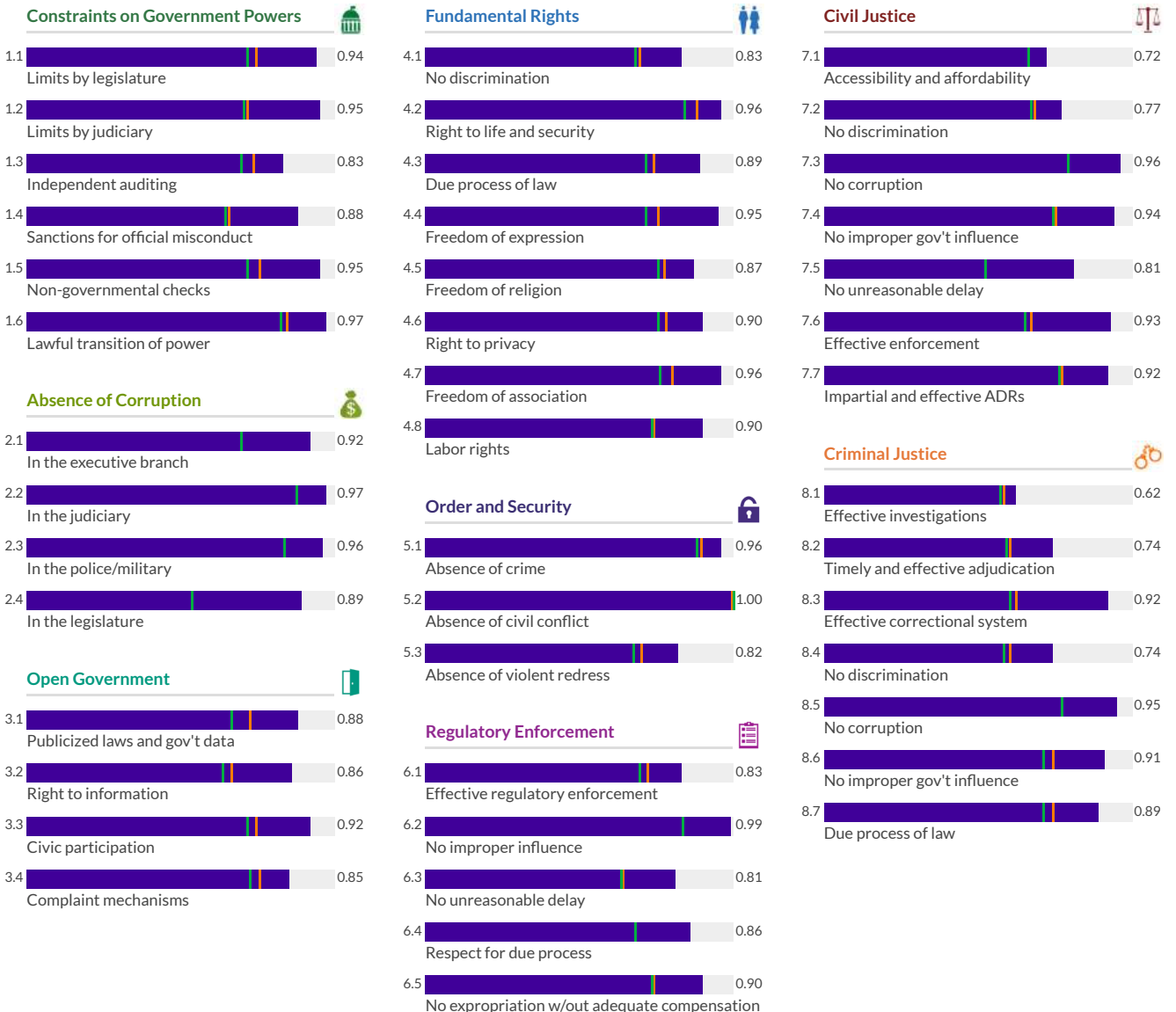
	Factor Score	Score Change	Regional Rank	Income Rank	Global Rank
Constraints on Government Powers	0.92	-0.01	2/31	2/46	2/142
Absence of Corruption	0.94	0.00	2/31	2/46	2/142
Open Government	0.88	0.00	1/31	1/46	1/142
Fundamental Rights	0.91	0.00	2/31	2/46	2/142
Order and Security	0.93	0.00	4/31	5/46	5/142
Regulatory Enforcement	0.88	0.01	2/31	2/46	2/142
Civil Justice	0.86	0.02*	1/31	1/46	1/142
Criminal Justice	0.83	-0.01	3/31	3/46	3/142



* Indicates statistically significant change at the 10 percent level

Low Medium High

Norway EU, EFTA, and North America High



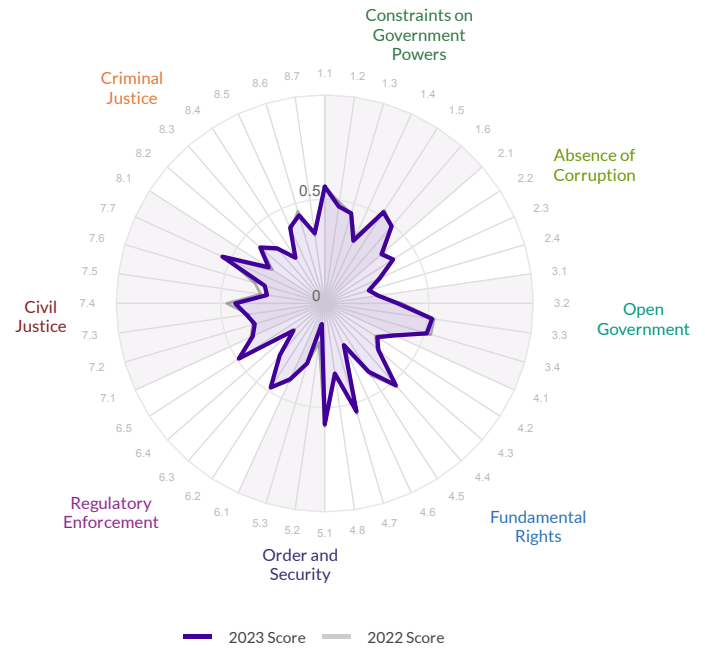
Pakistan

The scores range from 0 to 1, where 1 signifies the highest possible score and 0 signifies the lowest possible score.

Overall Score	Regional Rank	Income Rank	Global Rank
0.38	5/6	29/37	130/142

Score Change	Rank Change
-0.01 ▾	1 ▲

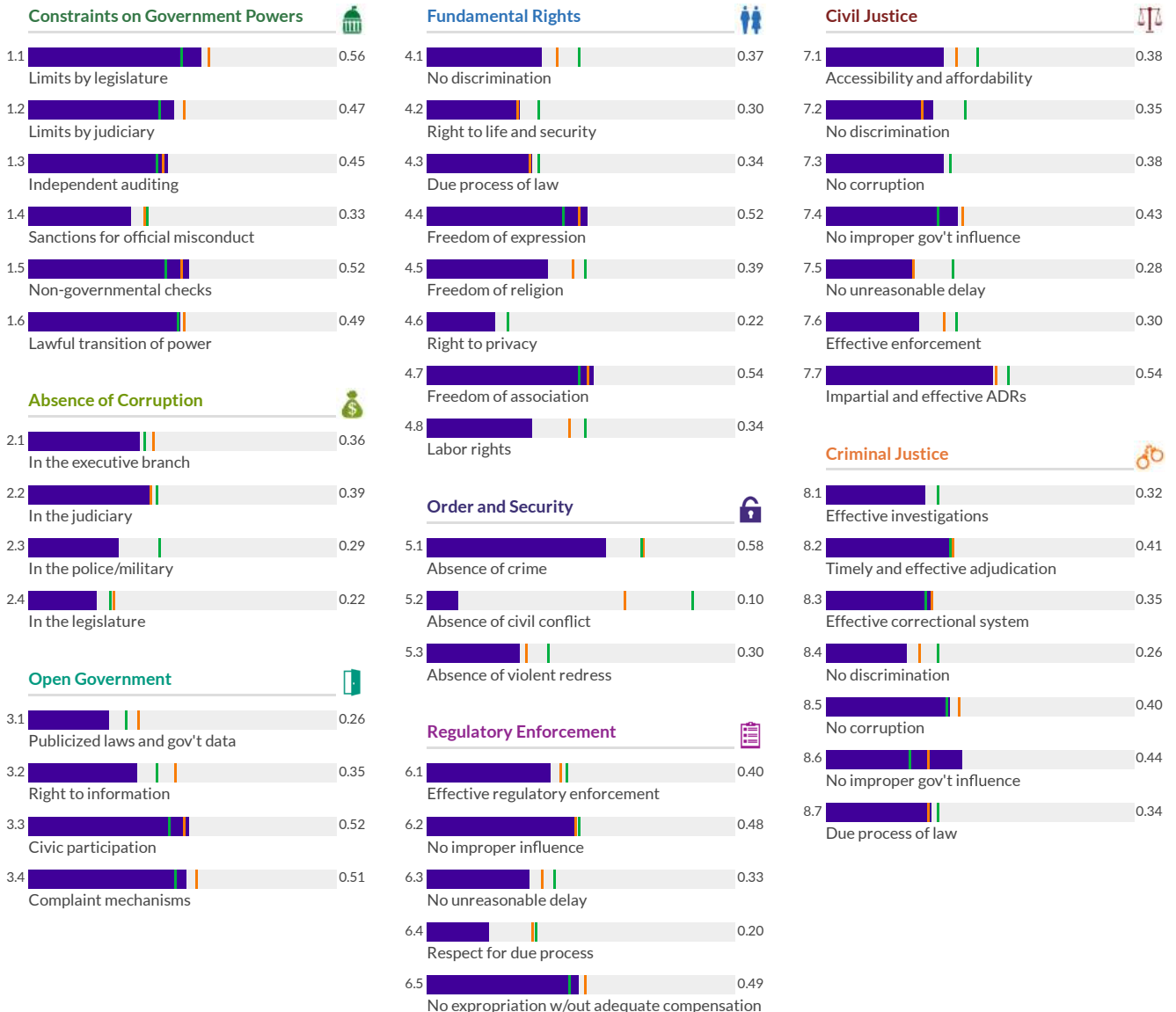
	Factor Score	Score Change	Regional Rank	Income Rank	Global Rank
Constraints on Government Powers	0.47	-0.01	4/6	17/37	95/142
Absence of Corruption	0.31	0.00	5/6	28/37	123/142
Open Government	0.41	-0.01	4/6	20/37	105/142
Fundamental Rights	0.38	0.00	4/6	28/37	125/142
Order and Security	0.33	-0.03*	5/6	37/37	141/142
Regulatory Enforcement	0.38	0.00	5/6	31/37	128/142
Civil Justice	0.38	-0.01	4/6	30/37	129/142
Criminal Justice	0.36	0.00	4/6	19/37	99/142



* Indicates statistically significant change at the 10 percent level

Low Medium High

Pakistan South Asia Lower-Middle



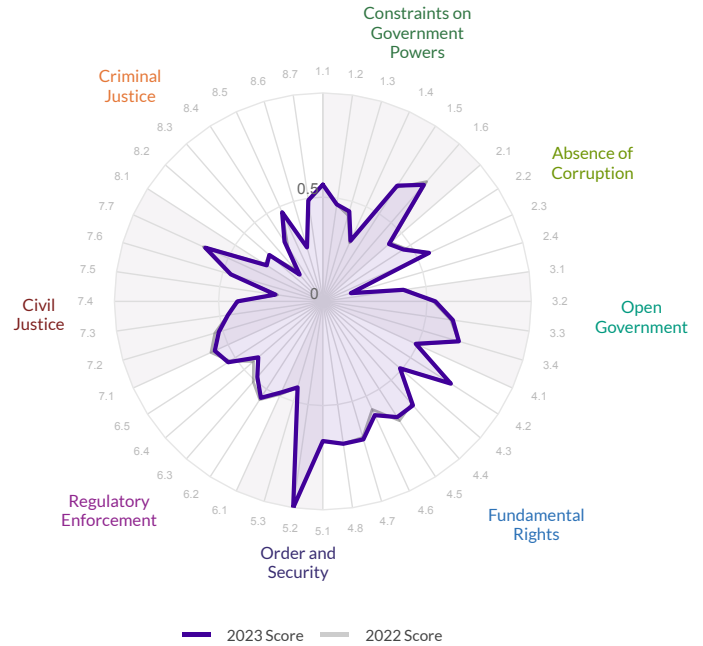
Panama

Region: Latin America and Caribbean
Income Group: High

The scores range from 0 to 1, where 1 signifies the highest possible score and 0 signifies the lowest possible score.

Overall Score	Regional Rank	Income Rank	Global Rank
0.51	15/32	46/46	74/142
Score Change	Rank Change		
0.00	0		

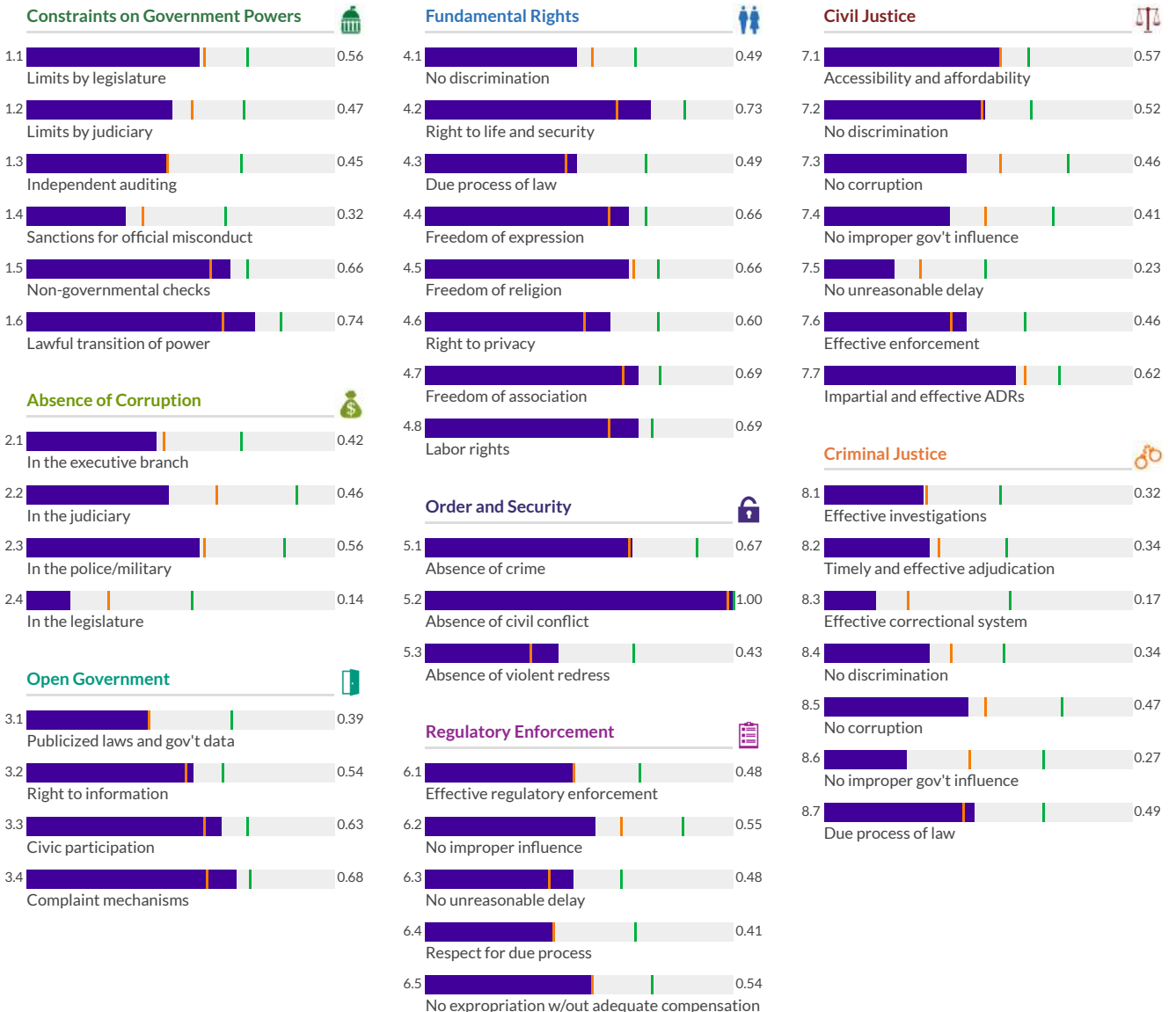
	Factor Score	Score Change	Regional Rank	Income Rank	Global Rank
Constraints on Government Powers	0.53	0.00	15/32	44/46	67/142
Absence of Corruption	0.40	0.00	19/32	46/46	98/142
Open Government	0.56	0.00	10/32	38/46	53/142
Fundamental Rights	0.62	0.00	12/32	40/46	49/142
Order and Security	0.70	0.00	12/32	44/46	84/142
Regulatory Enforcement	0.49	-0.01	14/32	44/46	68/142
Civil Justice	0.46	-0.01	21/32	45/46	95/142
Criminal Justice	0.34	0.00	18/32	45/46	106/142



* Indicates statistically significant change at the 10 percent level

Low Medium High

Panama Latin America and Caribbean High



Paraguay

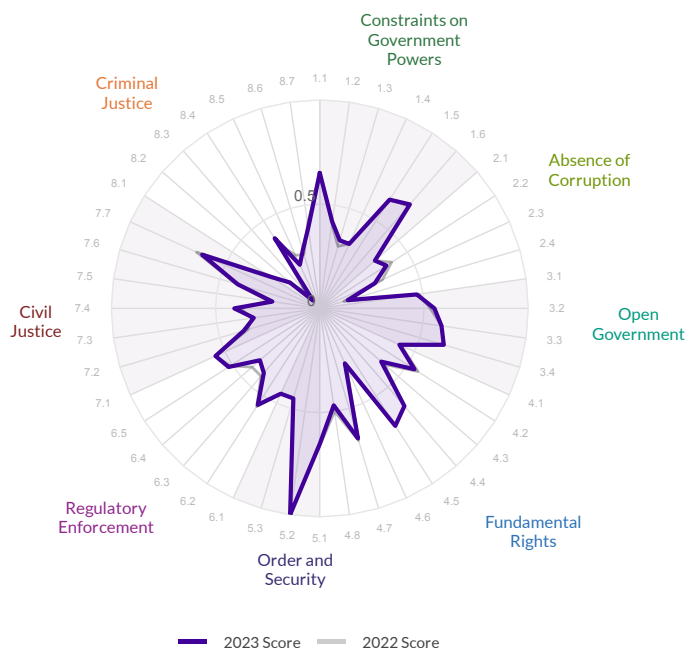
Region: Latin America and Caribbean
Income Group: Upper-Middle

The scores range from 0 to 1, where 1 signifies the highest possible score and 0 signifies the lowest possible score.

Overall Score	Regional Rank	Income Rank	Global Rank
0.46	24/32	34/41	99/142

Score Change	Rank Change
-0.01 ▾	-1 ▾

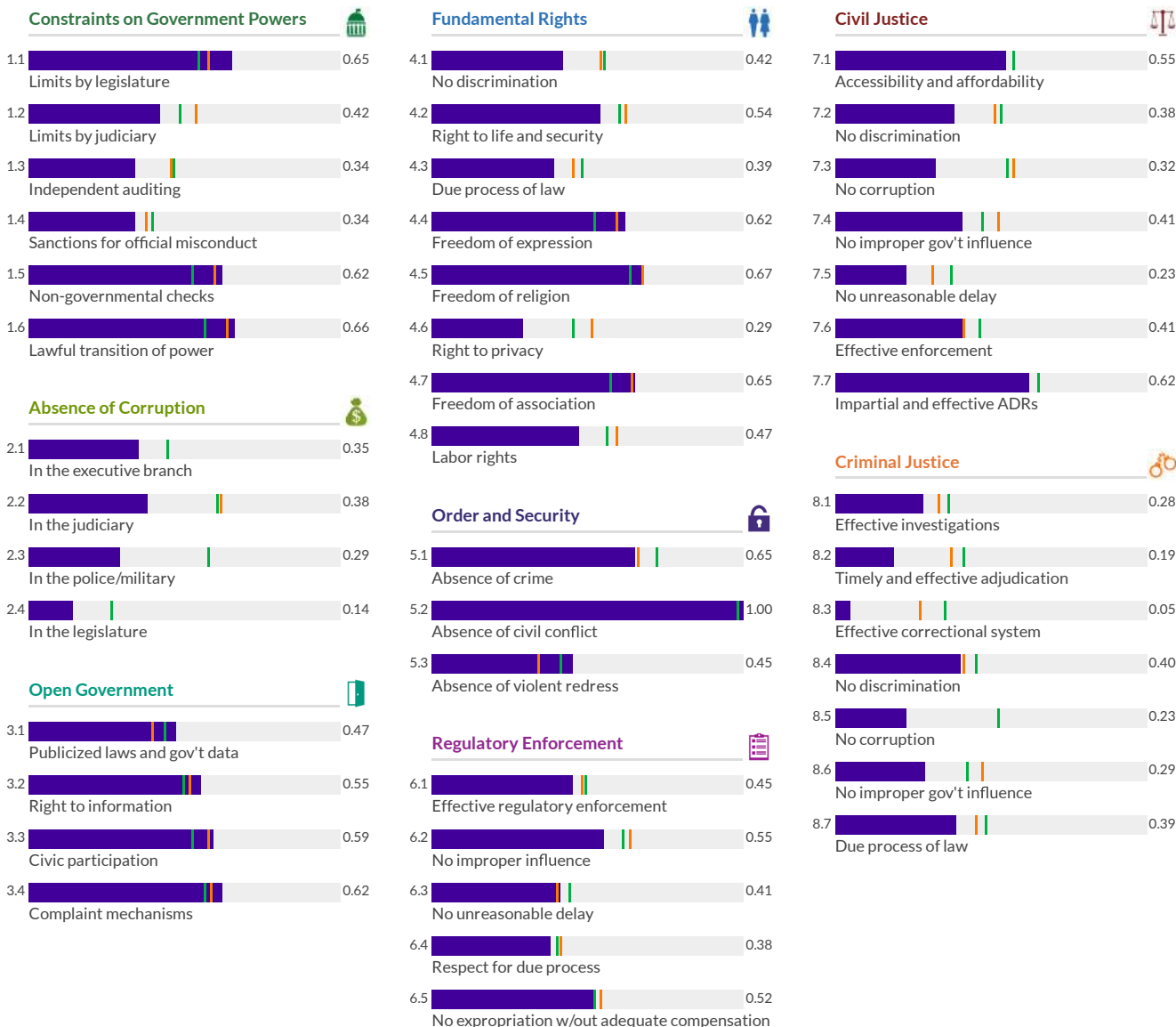
	Factor Score	Score Change	Regional Rank	Income Rank	Global Rank
Constraints on Government Powers	0.50	0.01	20/32	22/41	80/142
Absence of Corruption	0.29	-0.02	28/32	38/41	131/142
Open Government	0.56	0.00	9/32	13/41	52/142
Fundamental Rights	0.51	-0.01	23/32	28/41	83/142
Order and Security	0.70	0.00	11/32	25/41	81/142
Regulatory Enforcement	0.46	-0.01	22/32	26/41	91/142
Civil Justice	0.42	0.00	24/32	35/41	117/142
Criminal Justice	0.26	-0.01	25/32	39/41	131/142



* Indicates statistically significant change at the 10 percent level

Low Medium High

Paraguay Latin America and Caribbean Upper-Middle



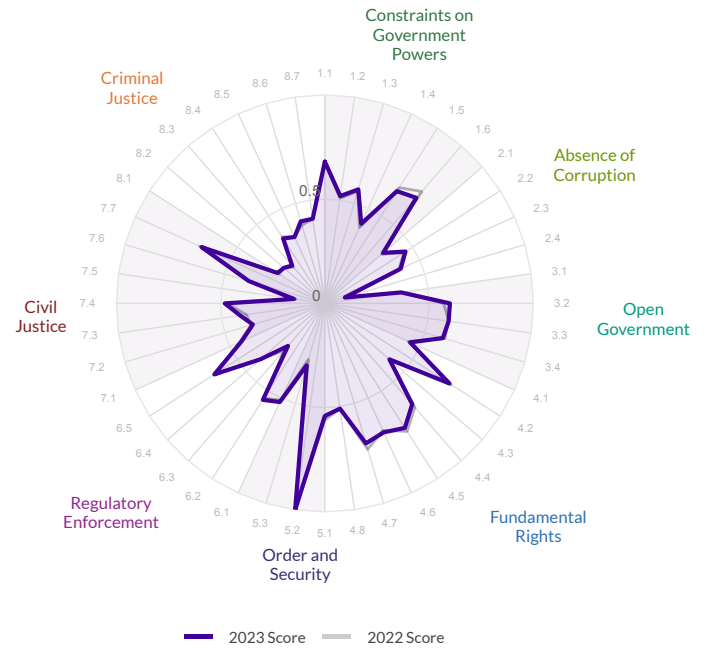
Peru

Region: Latin America and Caribbean
Income Group: Upper-Middle

The scores range from 0 to 1, where 1 signifies the highest possible score and 0 signifies the lowest possible score.

Overall Score	Regional Rank	Income Rank	Global Rank
0.49	21/32	28/41	88/142
Score Change	Rank Change		
0.00	4▲		

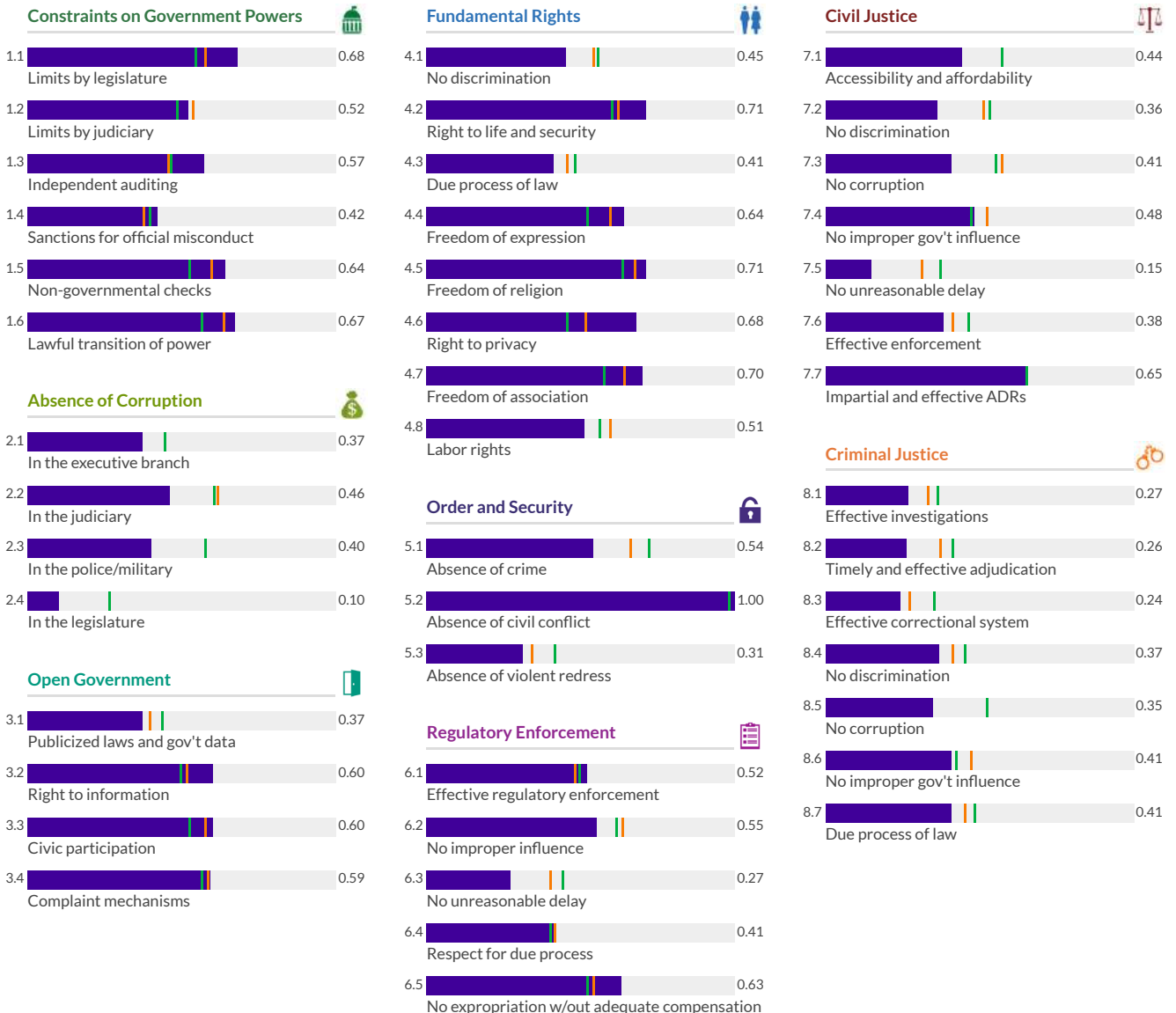
	Factor Score	Score Change	Regional Rank	Income Rank	Global Rank
Constraints on Government Powers	0.59	0.00	10/32	7/41	49/142
Absence of Corruption	0.33	0.00	25/32	37/41	116/142
Open Government	0.54	0.00	13/32	15/41	58/142
Fundamental Rights	0.60	-0.01	15/32	16/41	57/142
Order and Security	0.62	0.00	23/32	33/41	115/142
Regulatory Enforcement	0.48	0.00	19/32	22/41	81/142
Civil Justice	0.41	0.00	25/32	37/41	121/142
Criminal Justice	0.33	0.01	20/32	33/41	112/142



* Indicates statistically significant change at the 10 percent level

Low Medium High

Peru Latin America and Caribbean Upper-Middle



Philippines

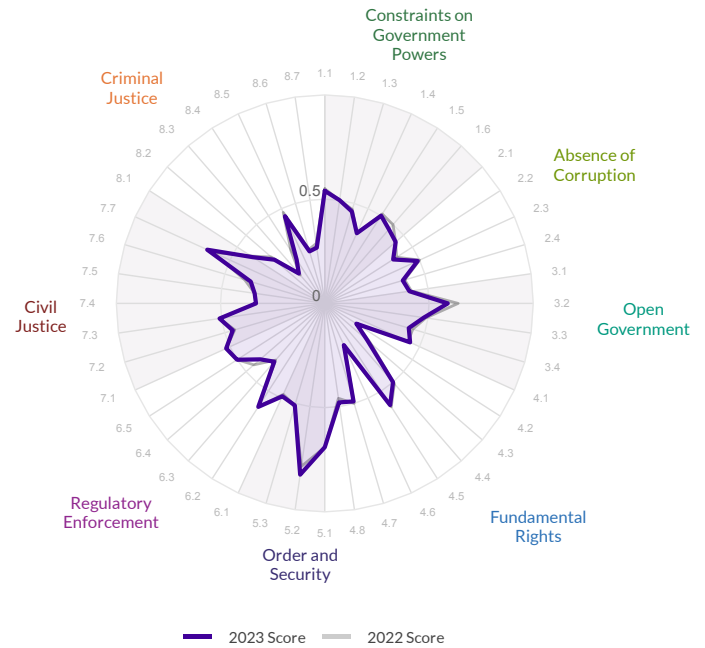
Region: East Asia and Pacific
Income Group: Lower-Middle

The scores range from 0 to 1, where 1 signifies the highest possible score and 0 signifies the lowest possible score.

Overall Score	Regional Rank	Income Rank	Global Rank
0.46	13/15	16/37	100/142

Score Change	Rank Change
-0.01	-1

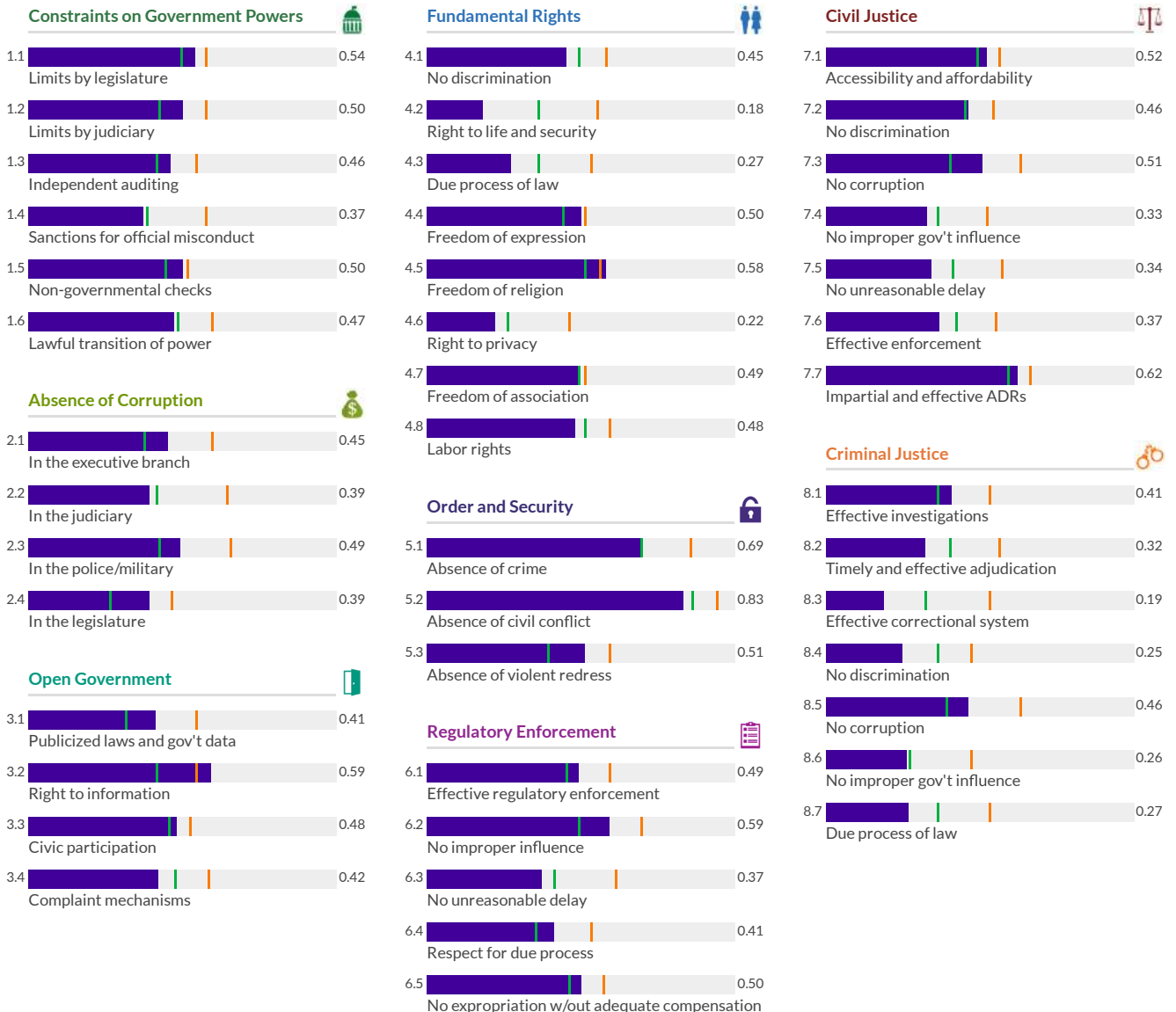
Factor	Score	Score Change	Regional Rank	Income Rank	Global Rank
Constraints on Government Powers	0.47	-0.01	10/15	15/37	93/142
Absence of Corruption	0.43	-0.01	10/15	7/37	83/142
Open Government	0.47	-0.02	10/15	11/37	79/142
Fundamental Rights	0.40	0.00	12/15	25/37	120/142
Order and Security	0.67	0.01	13/15	17/37	94/142
Regulatory Enforcement	0.47	0.00	11/15	14/37	84/142
Civil Justice	0.45	0.00	12/15	18/37	103/142
Criminal Justice	0.31	-0.02	13/15	27/37	120/142



* Indicates statistically significant change at the 10 percent level

Low Medium High

Philippines East Asia and Pacific Lower-Middle



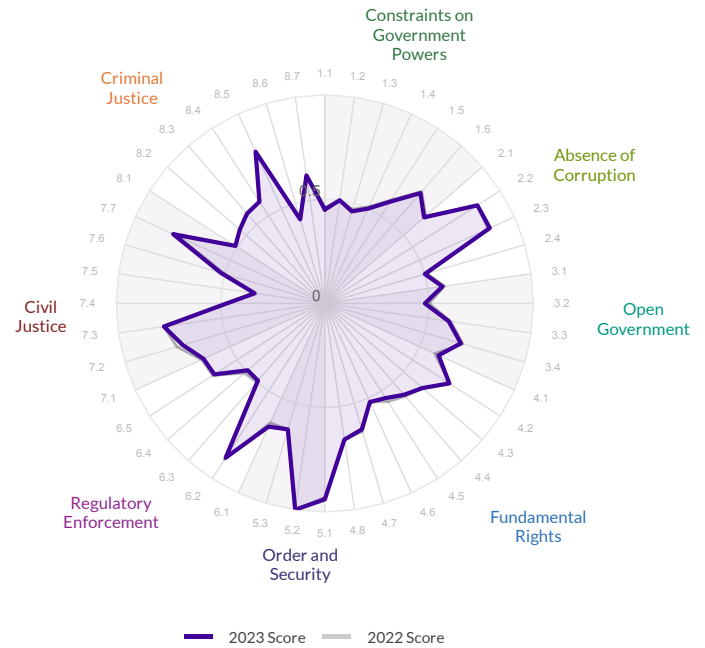
Poland

Region: EU, EFTA, and North America
Income Group: High

The scores range from 0 to 1, where 1 signifies the highest possible score and 0 signifies the lowest possible score.

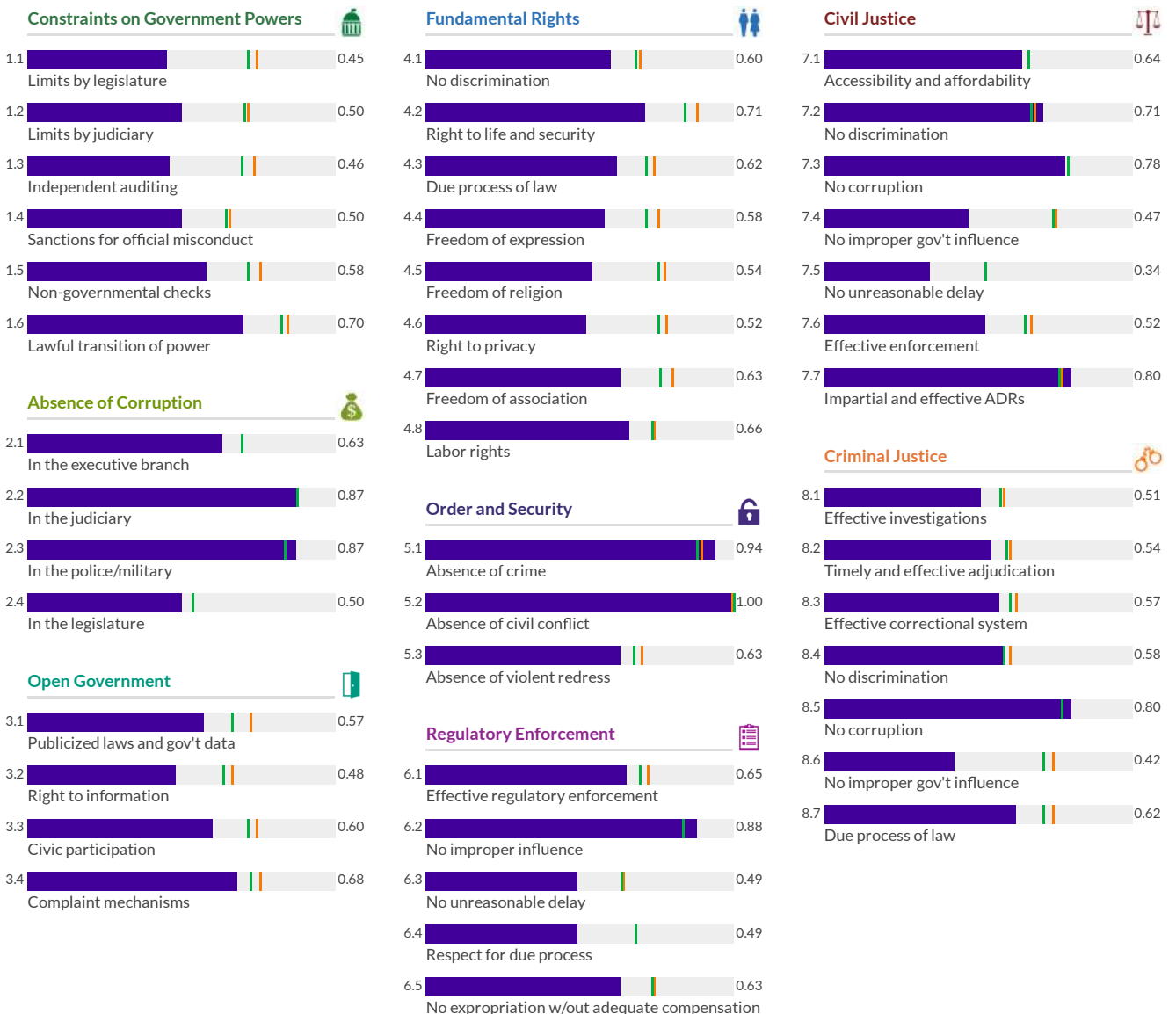
Overall Score	Regional Rank	Income Rank	Global Rank
0.64	26/31	35/46	36/142
Score Change	Rank Change		
0.00	0		

	Factor Score	Score Change	Regional Rank	Income Rank	Global Rank
Constraints on Government Powers	0.53	-0.01	29/31	43/46	66/142
Absence of Corruption	0.72	0.00	18/31	25/46	25/142
Open Government	0.58	-0.02	29/31	37/46	44/142
Fundamental Rights	0.61	0.00	30/31	41/46	54/142
Order and Security	0.86	0.00	18/31	25/46	26/142
Regulatory Enforcement	0.63	-0.01	23/31	33/46	34/142
Civil Justice	0.61	0.00	24/31	36/46	45/142
Criminal Justice	0.58	0.00	24/31	34/46	37/142



* Indicates statistically significant change at the 10 percent level

Poland EU, EFTA, and North America High



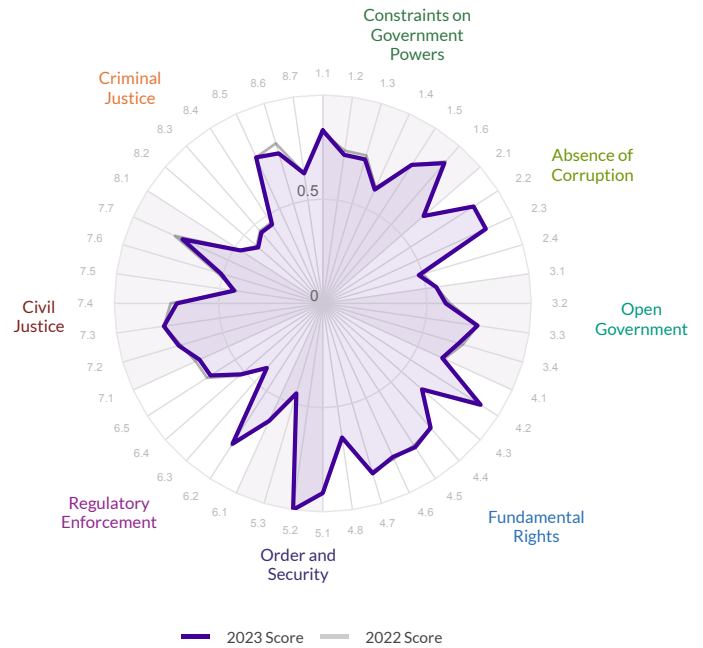
Portugal

Region: EU, EFTA, and North America
Income Group: High

The scores range from 0 to 1, where 1 signifies the highest possible score and 0 signifies the lowest possible score.

Overall Score	Regional Rank	Income Rank	Global Rank
0.68	21/31	28/46	28/142
Score Change	Rank Change		
-0.01	-1		

	Factor Score	Score Change	Regional Rank	Income Rank	Global Rank
Constraints on Government Powers	0.76	-0.01	15/31	18/46	19/142
Absence of Corruption	0.71	-0.01	19/31	26/46	26/142
Open Government	0.64	-0.01	22/31	29/46	30/142
Fundamental Rights	0.76	0.00	18/31	22/46	23/142
Order and Security	0.78	0.00	28/31	38/46	49/142
Regulatory Enforcement	0.60	-0.01	25/31	38/46	42/142
Civil Justice	0.65	-0.01	20/31	30/46	32/142
Criminal Justice	0.56	-0.01	26/31	37/46	41/142



* Indicates statistically significant change at the 10 percent level

Low Medium High

Portugal EU, EFTA, and North America High

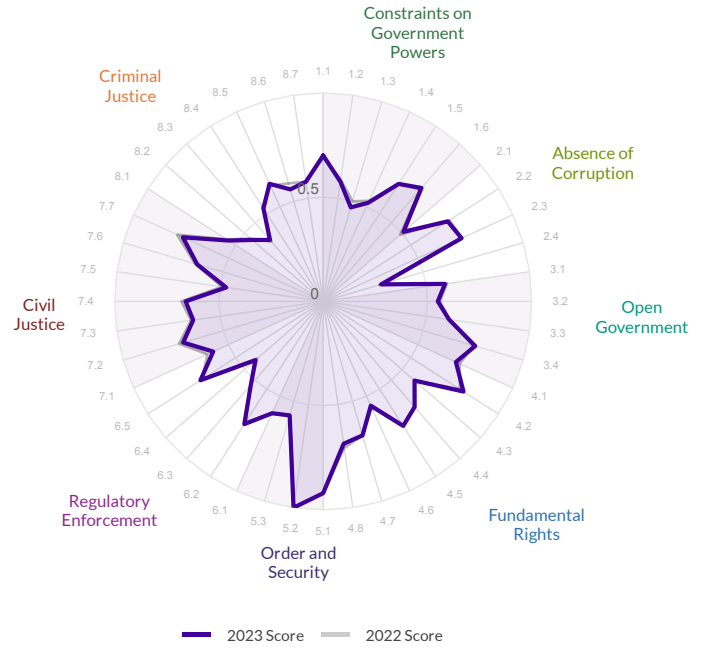
Factor	Score	Regional Rank	Income Rank	Global Rank
Constraints on Government Powers	0.76	15/31	18/46	19/142
1.1 Limits by legislature	0.83			
1.2 Limits by judiciary	0.72			
1.3 Independent auditing	0.72			
1.4 Sanctions for official misconduct	0.60			
1.5 Non-governmental checks	0.79			
1.6 Lawful transition of power	0.89			
Absence of Corruption	0.71	19/31	26/46	26/142
2.1 In the executive branch	0.64			
2.2 In the judiciary	0.86			
2.3 In the police/military	0.86			
2.4 In the legislature	0.48			
Open Government	0.64	22/31	29/46	30/142
3.1 Publicized laws and gov't data	0.55			
3.2 Right to information	0.59			
3.3 Civic participation	0.75			
3.4 Complaint mechanisms	0.68			
Fundamental Rights	0.76	18/31	22/46	23/142
4.1 No discrimination	0.63			
4.2 Right to life and security	0.90			
4.3 Due process of law	0.63			
4.4 Freedom of expression	0.79			
4.5 Freedom of religion	0.82			
4.6 Right to privacy	0.81			
4.7 Freedom of association	0.85			
4.8 Labor rights	0.65			
Order and Security	0.78	28/31	38/46	49/142
5.1 Absence of crime	0.91			
5.2 Absence of civil conflict	1.00			
5.3 Absence of violent redress	0.45			
Regulatory Enforcement	0.60	25/31	38/46	42/142
6.1 Effective regulatory enforcement	0.62			
6.2 No improper influence	0.80			
6.3 No unreasonable delay	0.41			
6.4 Respect for due process	0.52			
6.5 No expropriation w/out adequate compensation	0.64			
Civil Justice	0.65	20/31	30/46	32/142
7.1 Accessibility and affordability	0.65			
7.2 No discrimination	0.72			
7.3 No corruption	0.77			
7.4 No improper gov't influence	0.70			
7.5 No unreasonable delay	0.43			
7.6 Effective enforcement	0.51			
7.7 Impartial and effective ADRs	0.74			
Criminal Justice	0.56	26/31	37/46	41/142
8.1 Effective investigations	0.47			
8.2 Timely and effective adjudication	0.41			
8.3 Effective correctional system	0.45			
8.4 No discrimination	0.45			
8.5 No corruption	0.77			
8.6 No improper gov't influence	0.75			
8.7 Due process of law	0.63			

Romania

The scores range from 0 to 1, where 1 signifies the highest possible score and 0 signifies the lowest possible score.

Overall Score	Regional Rank	Income Rank	Global Rank
0.63	27/31	39/46	40/142
Score Change	Rank Change		
0.00	-2 ▼		

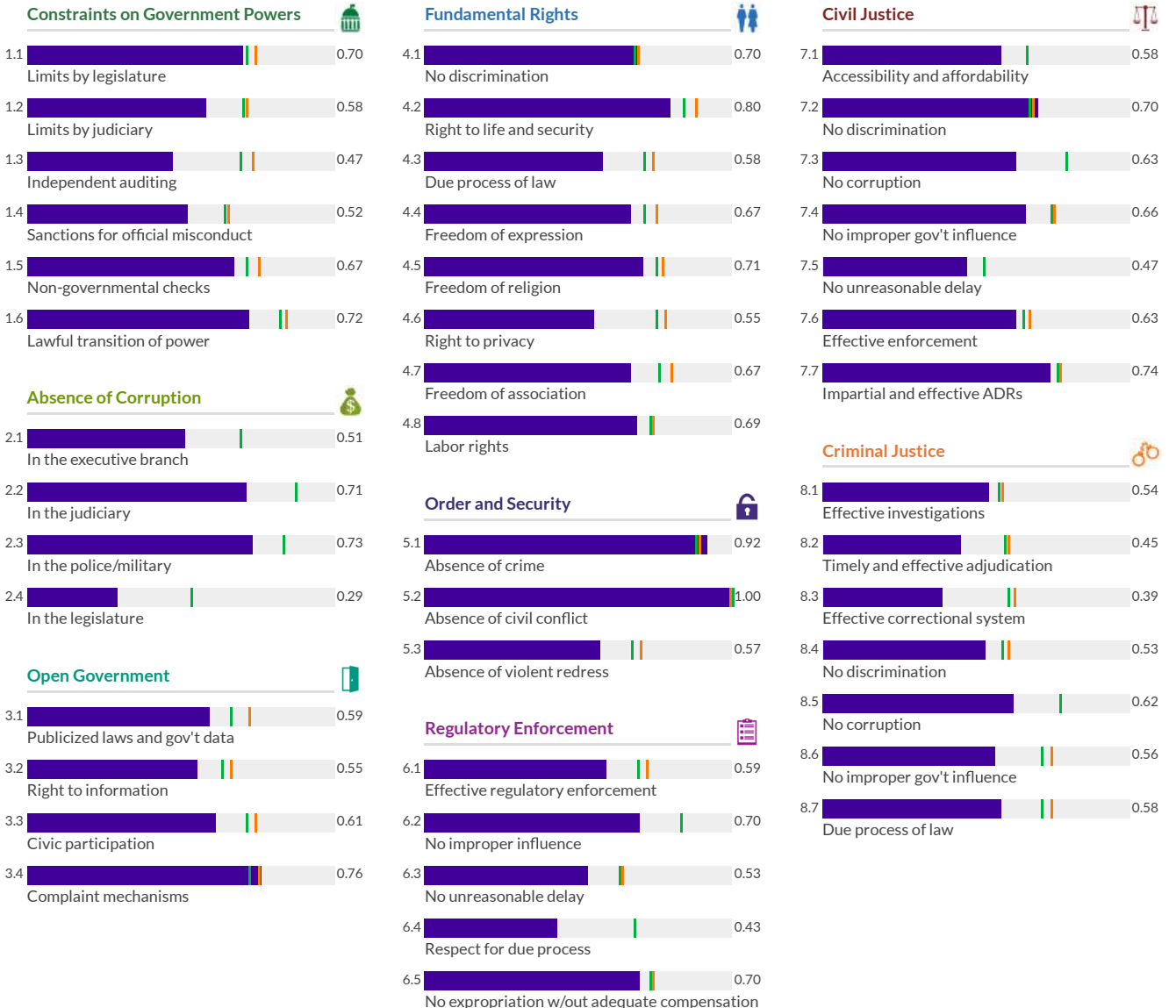
	Factor Score	Score Change	Regional Rank	Income Rank	Global Rank
Constraints on Government Powers	0.61	0.00	27/31	37/46	43/142
Absence of Corruption	0.56	0.01	27/31	41/46	52/142
Open Government	0.63	0.00	25/31	32/46	33/142
Fundamental Rights	0.67	0.00	27/31	36/46	39/142
Order and Security	0.83	0.00	23/31	31/46	34/142
Regulatory Enforcement	0.59	0.00	27/31	40/46	44/142
Civil Justice	0.63	-0.02	21/31	31/46	35/142
Criminal Justice	0.52	0.00	27/31	40/46	52/142



* Indicates statistically significant change at the 10 percent level

Low Medium High

Romania EU, EFTA, and North America High



Russian Federation

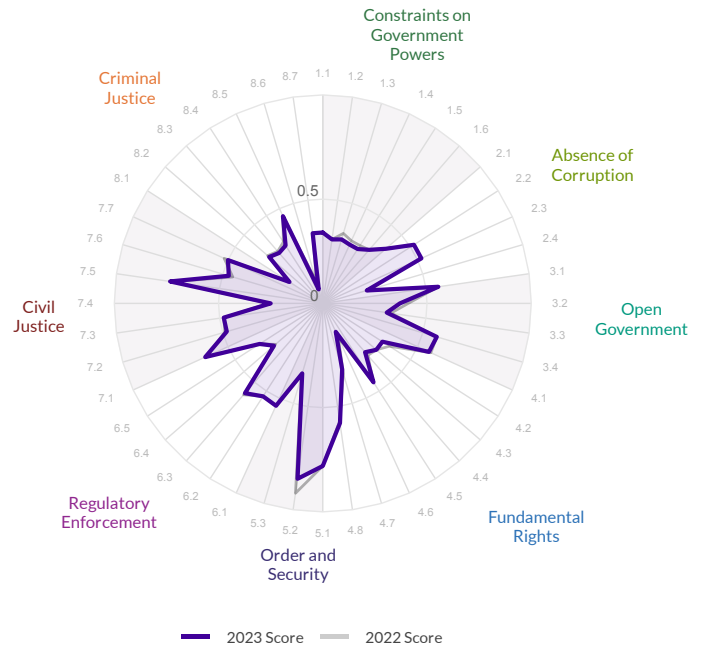
Region: Eastern Europe and Central Asia
Income Group: Upper-Middle

The scores range from 0 to 1, where 1 signifies the highest possible score and 0 signifies the lowest possible score.

Overall Score	Regional Rank	Income Rank	Global Rank
0.44	14/15	37/41	113/142

Score Change	Rank Change
-0.01 ▾	-4 ▾

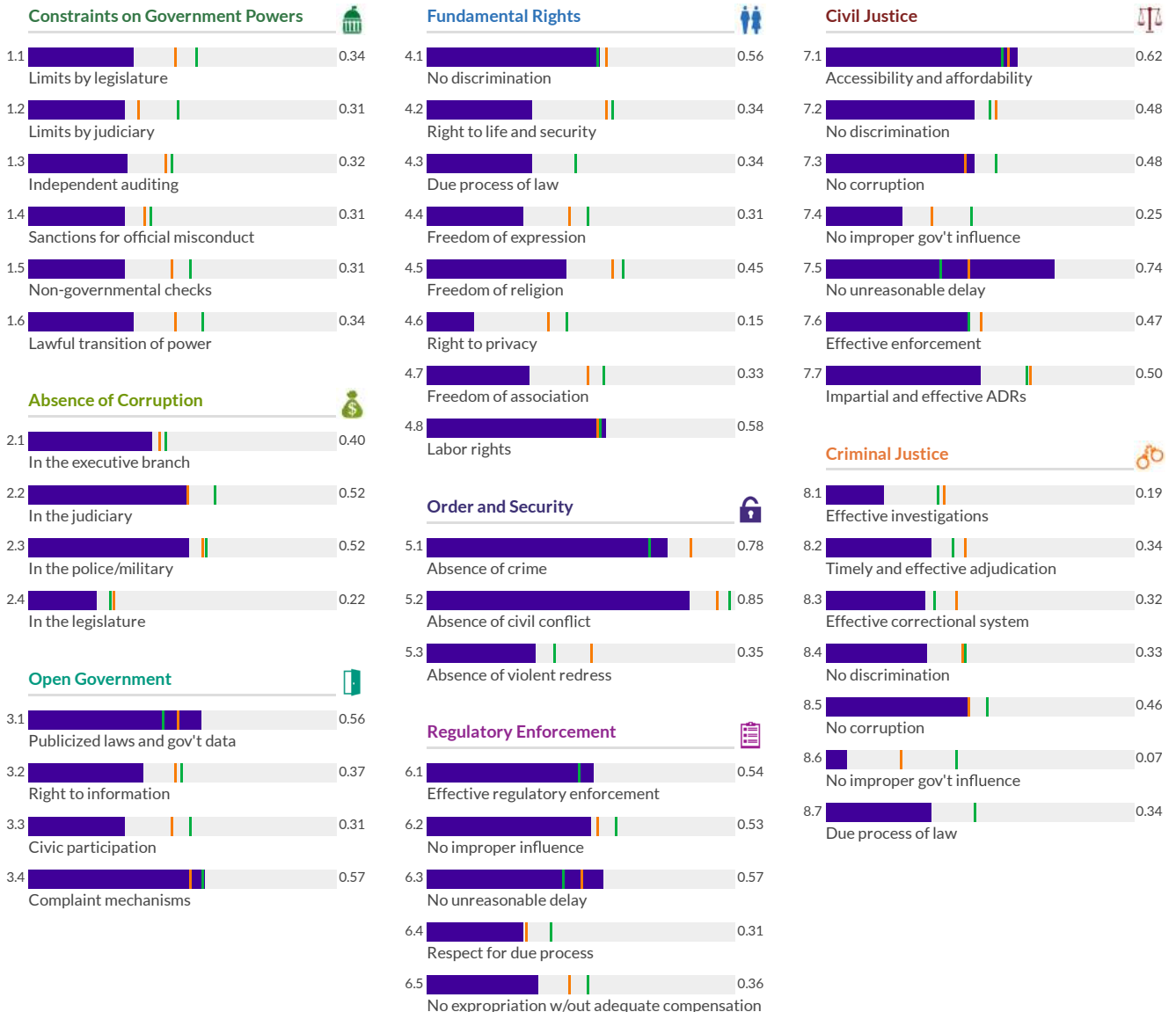
	Factor Score	Score Change	Regional Rank	Income Rank	Global Rank
Constraints on Government Powers	0.32	-0.01	13/15	36/41	132/142
Absence of Corruption	0.41	0.00	11/15	30/41	92/142
Open Government	0.45	-0.02	11/15	30/41	89/142
Fundamental Rights	0.38	-0.02	13/15	37/41	124/142
Order and Security	0.66	-0.02	14/15	27/41	101/142
Regulatory Enforcement	0.46	0.00	6/15	27/41	92/142
Civil Justice	0.51	0.00	8/15	23/41	78/142
Criminal Justice	0.29	-0.01	15/15	38/41	127/142



* Indicates statistically significant change at the 10 percent level

Low Medium High

Russian Federation Eastern Europe and Central Asia Upper-Middle



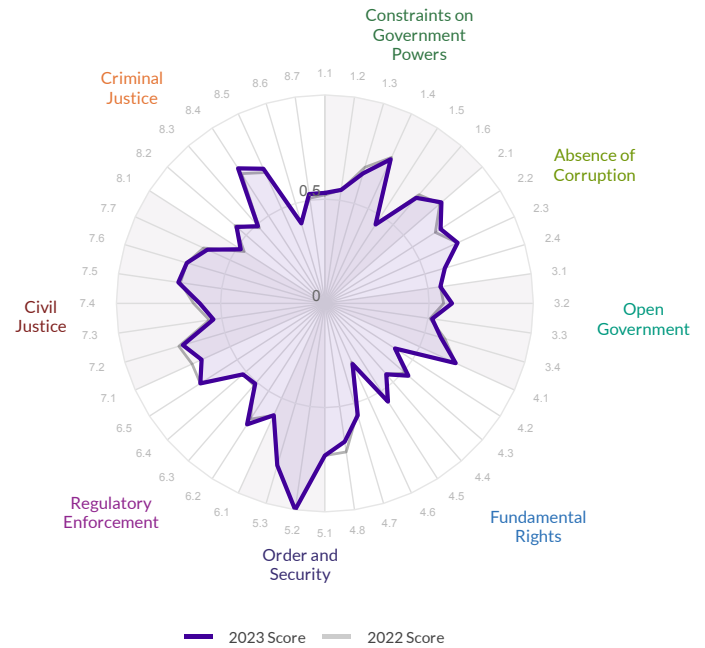
Rwanda

Region: Sub-Saharan Africa
Income Group: Low

The scores range from 0 to 1, where 1 signifies the highest possible score and 0 signifies the lowest possible score.

Overall Score	Regional Rank	Income Rank	Global Rank
0.63	1/34	1/18	41/142
Score Change	Rank Change		
0.00	1 ▲		

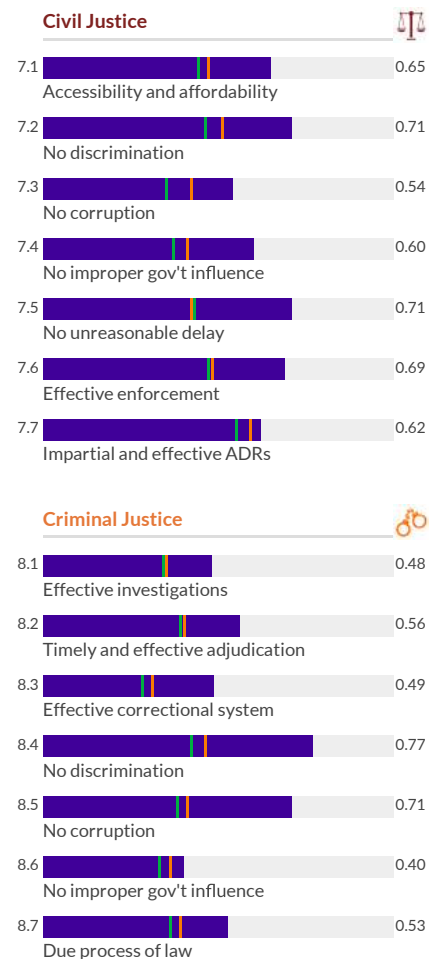
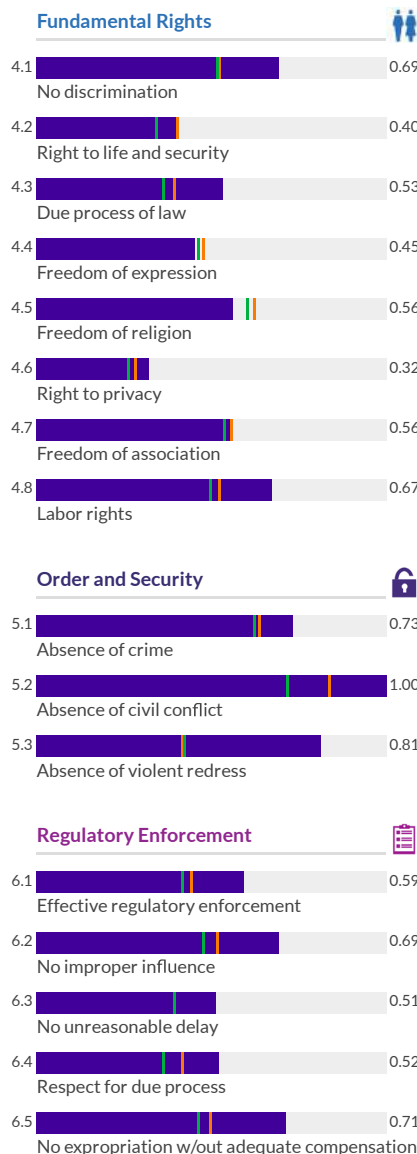
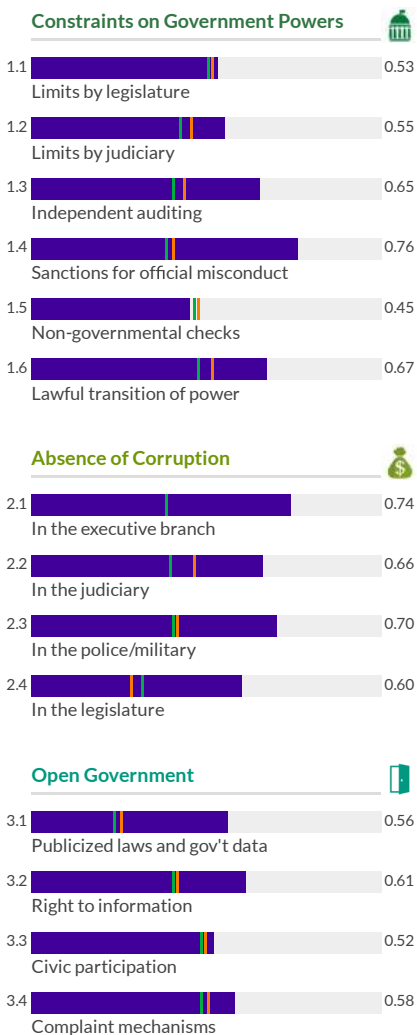
	Factor Score	Score Change	Regional Rank	Income Rank	Global Rank
Constraints on Government Powers	0.60	-0.01	5/34	1/18	45/142
Absence of Corruption	0.68	0.01	1/34	1/18	32/142
Open Government	0.57	0.01	3/34	1/18	51/142
Fundamental Rights	0.52	0.00	9/34	3/18	76/142
Order and Security	0.85	0.00	1/34	1/18	27/142
Regulatory Enforcement	0.60	0.00	2/34	1/18	41/142
Civil Justice	0.65	-0.02	1/34	1/18	31/142
Criminal Justice	0.56	0.01	2/34	1/18	42/142



* Indicates statistically significant change at the 10 percent level

Low Medium High

Rwanda Sub-Saharan Africa Low

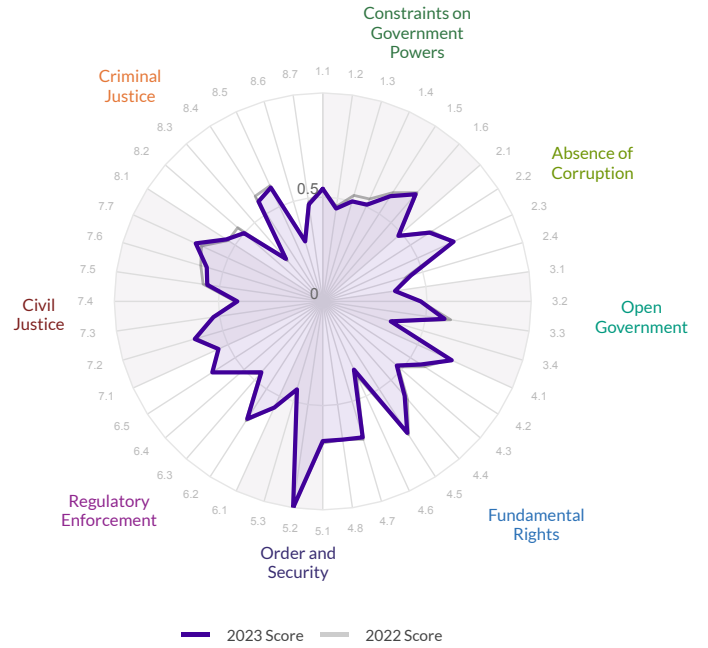


Senegal

The scores range from 0 to 1, where 1 signifies the highest possible score and 0 signifies the lowest possible score.

Overall Score	Regional Rank	Income Rank	Global Rank
0.55	6/34	1/37	60/142
Score Change	Rank Change		
-0.01	-2		

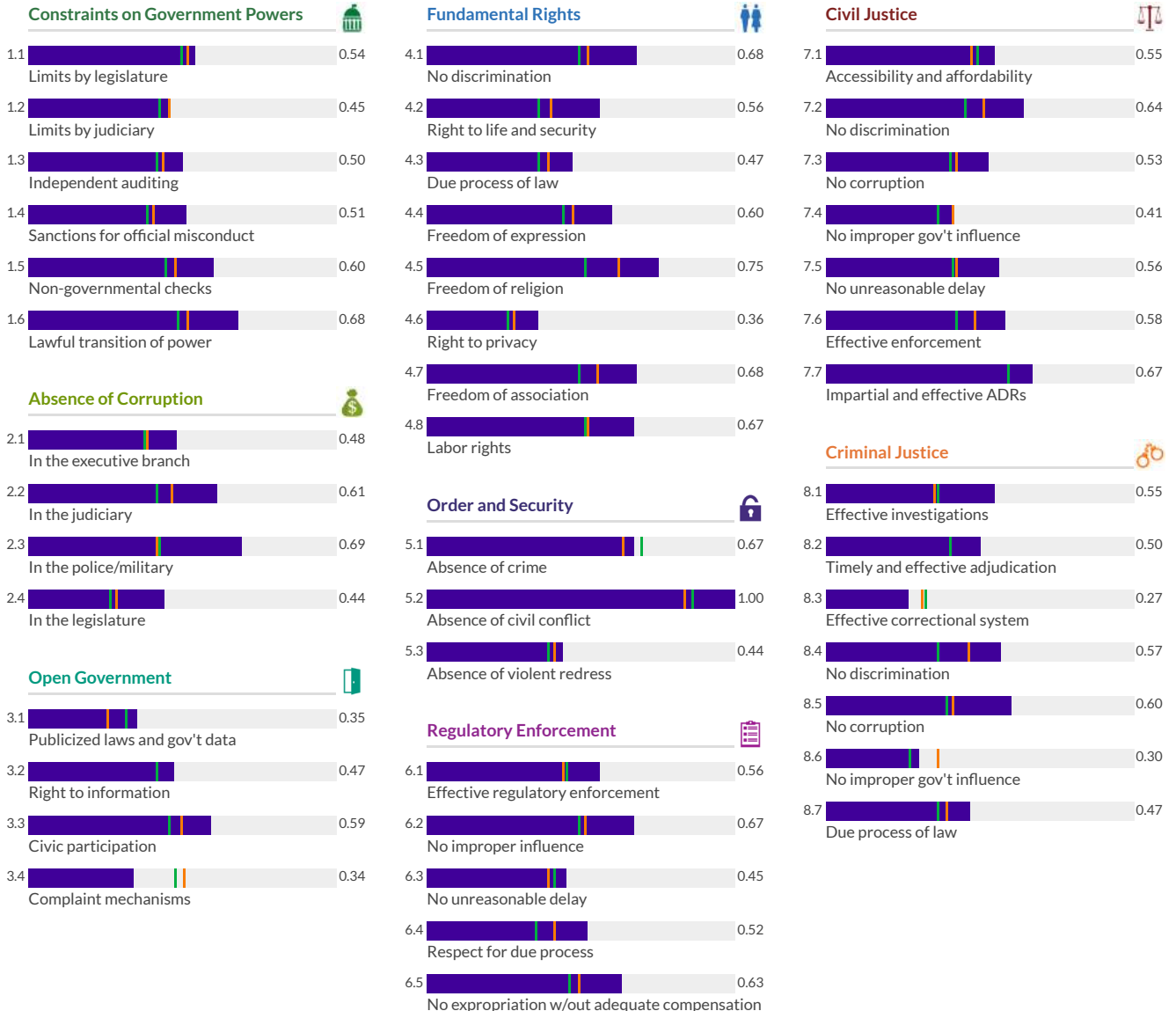
	Factor Score	Score Change	Regional Rank	Income Rank	Global Rank
Constraints on Government Powers	0.55	-0.02	9/34	5/37	63/142
Absence of Corruption	0.55	0.00	4/34	1/37	54/142
Open Government	0.44	0.00	13/34	15/37	98/142
Fundamental Rights	0.59	-0.01	4/34	2/37	60/142
Order and Security	0.70	0.00	9/34	11/37	82/142
Regulatory Enforcement	0.56	-0.01	5/34	2/37	49/142
Civil Justice	0.56	0.00	8/34	2/37	57/142
Criminal Justice	0.47	-0.01	7/34	2/37	64/142



* Indicates statistically significant change at the 10 percent level

Low Medium High

Senegal Sub-Saharan Africa Lower-Middle



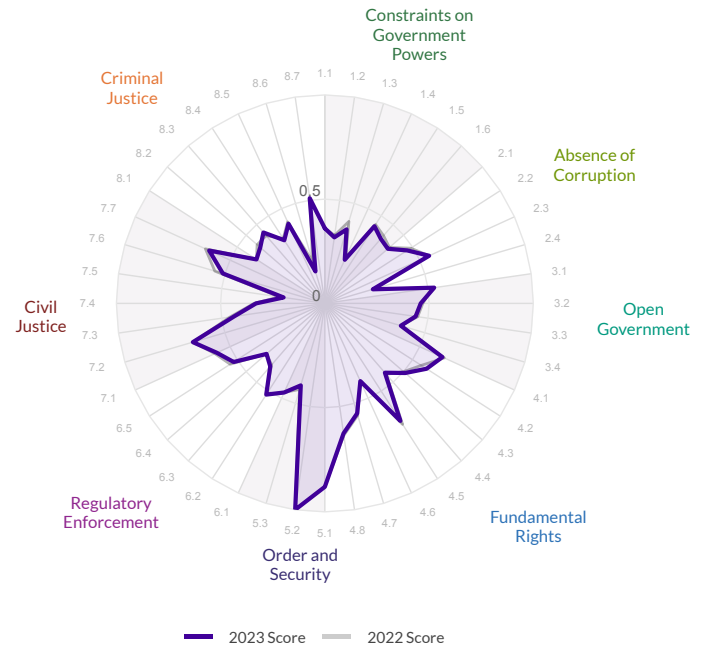
Serbia

Region: Eastern Europe and Central Asia
Income Group: Upper-Middle

The scores range from 0 to 1, where 1 signifies the highest possible score and 0 signifies the lowest possible score.

Overall Score	Regional Rank	Income Rank	Global Rank
0.48	11/15	30/41	93/142
Score Change	Rank Change		
-0.01 ▾	-8 ▾		

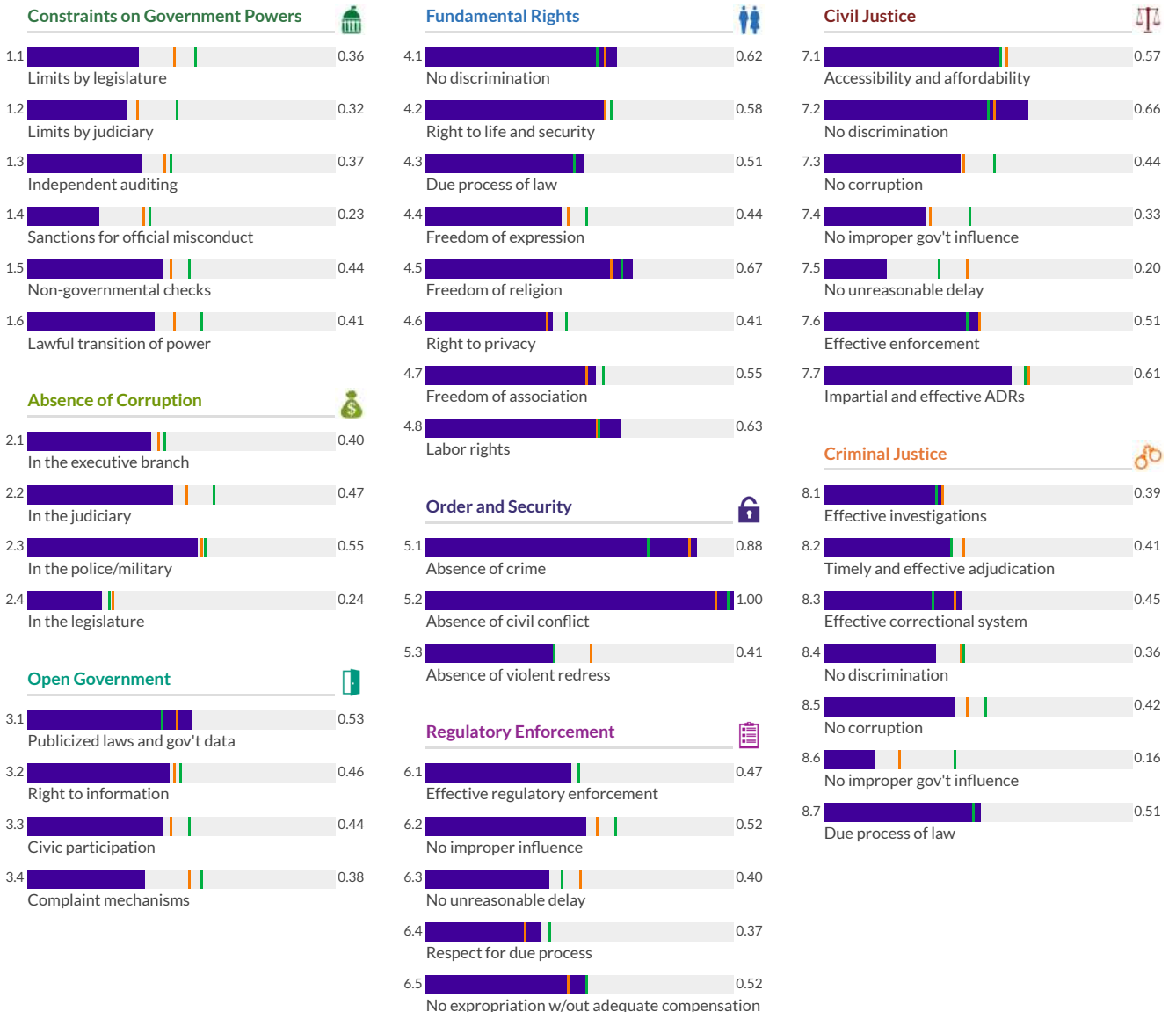
	Factor Score	Score Change	Regional Rank	Income Rank	Global Rank
Constraints on Government Powers	0.35	-0.02	12/15	35/41	127/142
Absence of Corruption	0.42	-0.01	10/15	29/41	91/142
Open Government	0.45	0.00	12/15	31/41	90/142
Fundamental Rights	0.55	0.00	9/15	23/41	72/142
Order and Security	0.76	-0.01	11/15	15/41	57/142
Regulatory Enforcement	0.46	0.00	9/15	32/41	97/142
Civil Justice	0.47	-0.02	12/15	30/41	92/142
Criminal Justice	0.39	-0.01	10/15	28/41	90/142



* Indicates statistically significant change at the 10 percent level

Low Medium High

Serbia Eastern Europe and Central Asia Upper-Middle



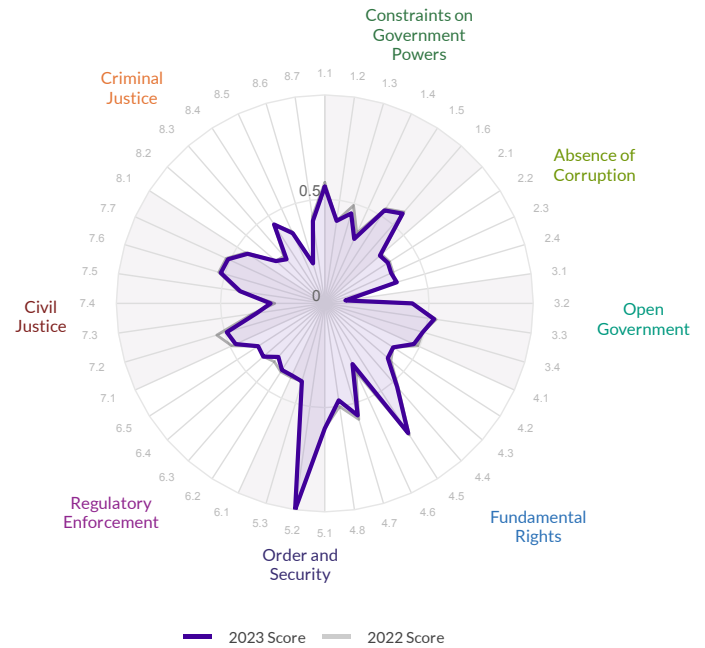
Sierra Leone

Region: Sub-Saharan Africa
Income Group: Low

The scores range from 0 to 1, where 1 signifies the highest possible score and 0 signifies the lowest possible score.

Overall Score	Regional Rank	Income Rank	Global Rank
0.44	18/34	8/18	110/142
Score Change	Rank Change		
-0.01	-3		

Factor	Score	Score Change	Regional Rank	Income Rank	Global Rank
Constraints on Government Powers	0.48	-0.02	16/34	6/18	92/142
Absence of Corruption	0.36	0.00	18/34	9/18	110/142
Open Government	0.39	0.00	19/34	9/18	114/142
Fundamental Rights	0.48	-0.02	15/34	8/18	92/142
Order and Security	0.67	0.00	17/34	8/18	98/142
Regulatory Enforcement	0.37	-0.01	28/34	13/18	130/142
Civil Justice	0.43	-0.01	23/34	9/18	114/142
Criminal Justice	0.35	-0.01	21/34	8/18	103/142



* Indicates statistically significant change at the 10 percent level

Low Medium High

Sierra Leone Sub-Saharan Africa Low

Factor	Score	Sub-Saharan Africa	Low
Constraints on Government Powers			
1.1 Limits by legislature	0.56		
1.2 Limits by judiciary	0.40		
1.3 Independent auditing	0.45		
1.4 Sanctions for official misconduct	0.34		
1.5 Non-governmental checks	0.53		
1.6 Lawful transition of power	0.57		
Absence of Corruption			
2.1 In the executive branch	0.35		
2.2 In the judiciary	0.36		
2.3 In the police/military	0.35		
2.4 In the legislature	0.36		
Open Government			
3.1 Publicized laws and gov't data	0.10		
3.2 Right to information	0.42		
3.3 Civic participation	0.53		
3.4 Complaint mechanisms	0.49		
Fundamental Rights			
4.1 No discrimination	0.47		
4.2 Right to life and security	0.39		
4.3 Due process of law	0.40		
4.4 Freedom of expression	0.53		
4.5 Freedom of religion	0.74		
4.6 Right to privacy	0.32		
4.7 Freedom of association	0.56		
4.8 Labor rights	0.47		
Order and Security			
5.1 Absence of crime	0.60		
5.2 Absence of civil conflict	1.00		
5.3 Absence of violent redress	0.39		
Regulatory Enforcement			
6.1 Effective regulatory enforcement	0.38		
6.2 No improper influence	0.38		
6.3 No unreasonable delay	0.34		
6.4 Respect for due process	0.39		
6.5 No expropriation w/out adequate compensation	0.38		
Civil Justice			
7.1 Accessibility and affordability	0.47		
7.2 No discrimination	0.49		
7.3 No corruption	0.33		
7.4 No improper gov't influence	0.26		
7.5 No unreasonable delay	0.41		
7.6 Effective enforcement	0.52		
7.7 Impartial and effective ADRs	0.51		
Criminal Justice			
8.1 Effective investigations	0.44		
8.2 Timely and effective adjudication	0.31		
8.3 Effective correctional system	0.28		
8.4 No discrimination	0.45		
8.5 No corruption	0.37		
8.6 No improper gov't influence	0.20		
8.7 Due process of law	0.40		

Singapore

Region: East Asia and Pacific
Income Group: High

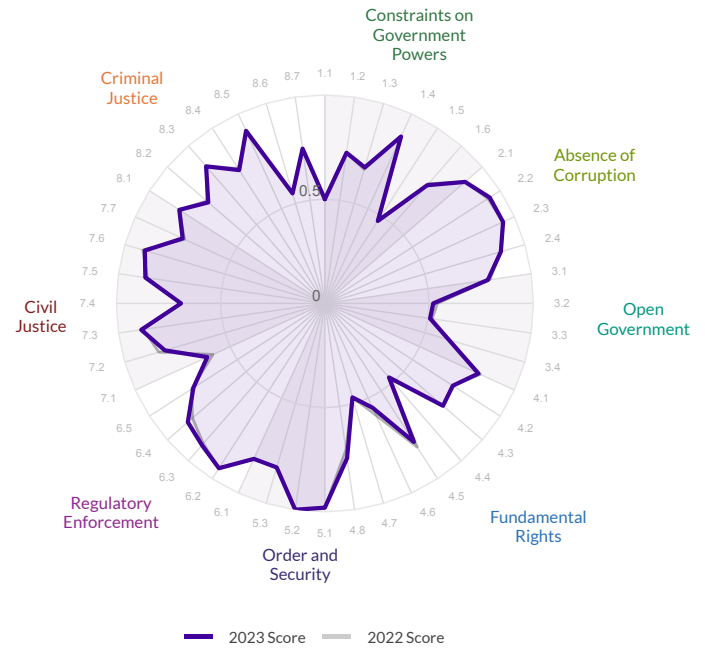
The scores range from 0 to 1, where 1 signifies the highest possible score and 0 signifies the lowest possible score.

Overall Score	Regional Rank	Income Rank	Global Rank
0.78	4/15	17/46	17/142
Score Change	Rank Change		
0.00	0		

	Factor Score	Score Change	Regional Rank	Income Rank	Global Rank
Constraints on Government Powers	0.67	0.00	5/15	30/46	31/142
Absence of Corruption	0.91	0.00	1/15	3/46	3/142
Open Government	0.61	-0.01	6/15	33/46	35/142
Fundamental Rights	0.67	-0.01	5/15	37/46	40/142
Order and Security	0.93	0.00	1/15	3/46	3/142
Regulatory Enforcement	0.86	0.01	1/15	5/46	5/142
Civil Justice	0.79	0.00	1/15	9/46	9/142
Criminal Justice	0.77	0.00	1/15	7/46	7/142

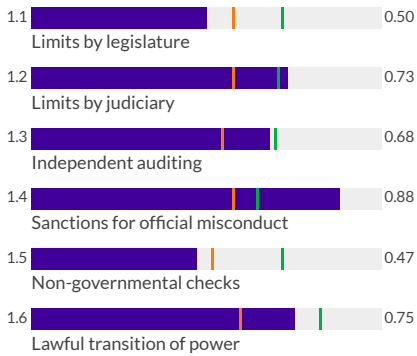
* Indicates statistically significant change at the 10 percent level

Low Medium High

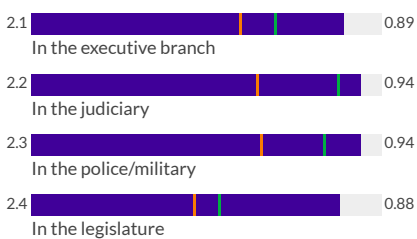


— Singapore — East Asia and Pacific — High

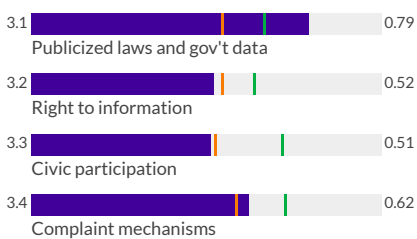
Constraints on Government Powers



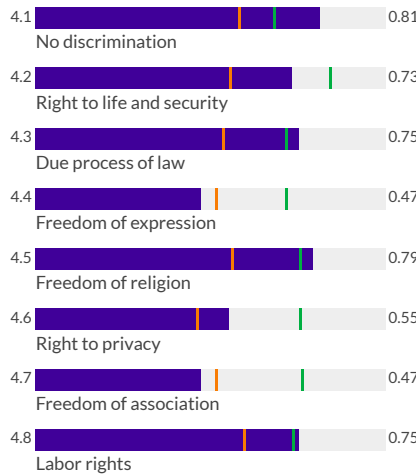
Absence of Corruption



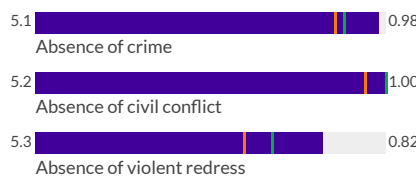
Open Government



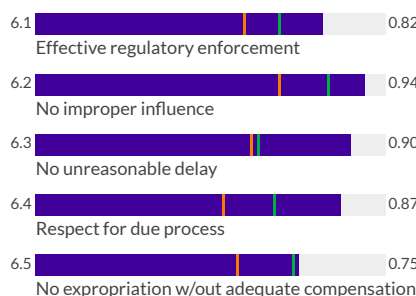
Fundamental Rights



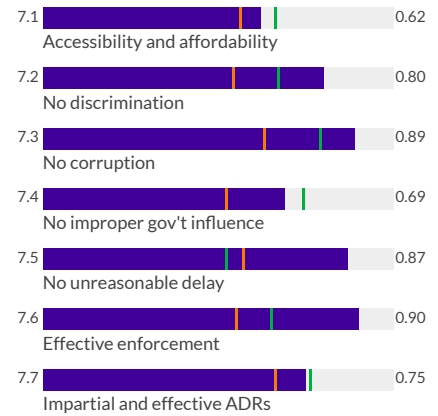
Order and Security



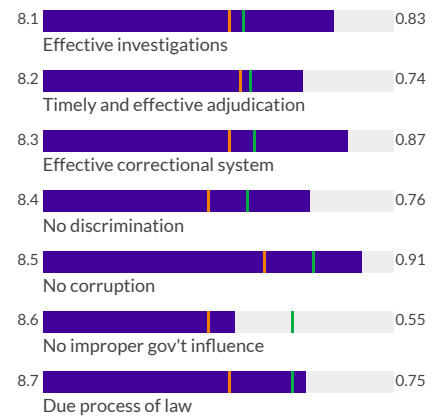
Regulatory Enforcement



Civil Justice



Criminal Justice



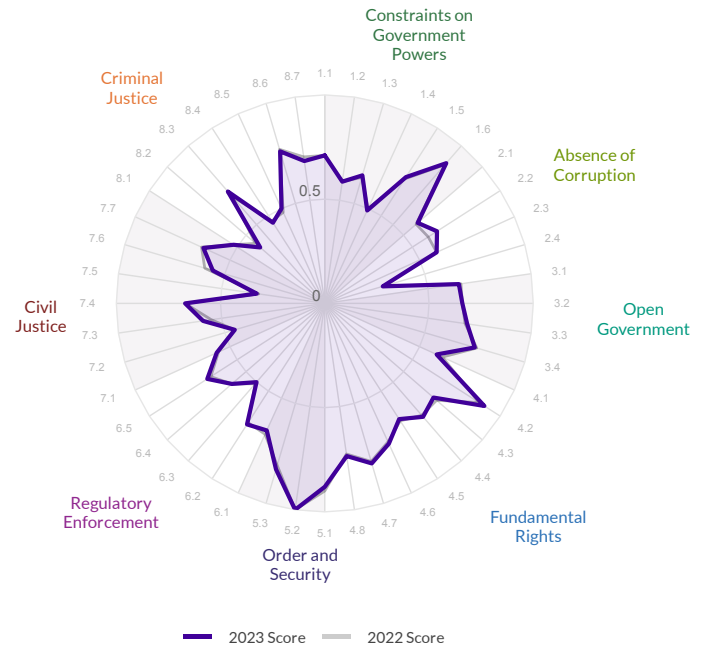
Slovak Republic

Region: EU, EFTA, and North America
Income Group: High

The scores range from 0 to 1, where 1 signifies the highest possible score and 0 signifies the lowest possible score.

Overall Score	Regional Rank	Income Rank	Global Rank
0.66	25/31	33/46	34/142
Score Change	Rank Change		
0.00	1 ▲		

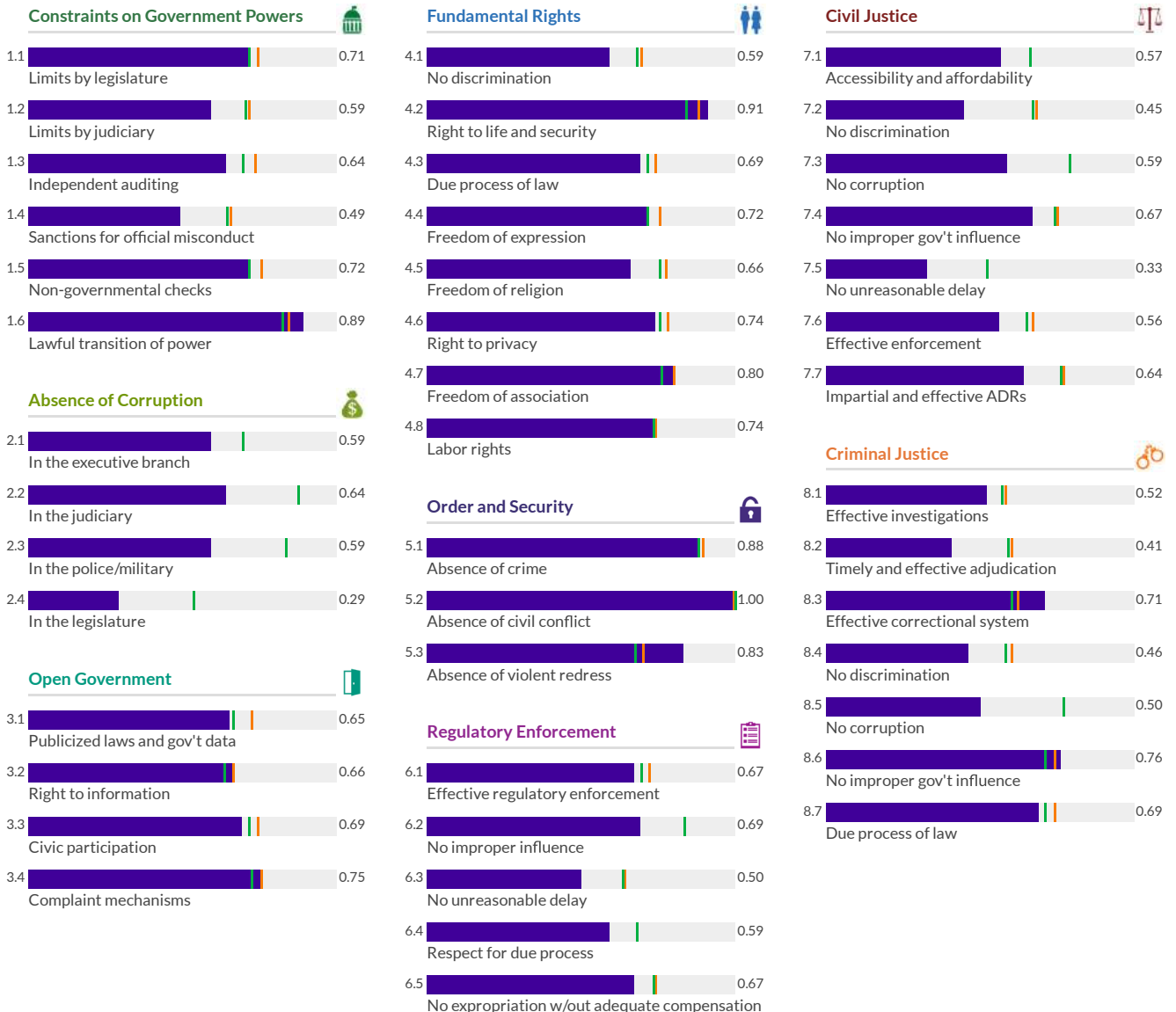
	Factor Score	Score Change	Regional Rank	Income Rank	Global Rank
Constraints on Government Powers	0.67	0.00	22/31	28/46	29/142
Absence of Corruption	0.53	0.02	29/31	43/46	56/142
Open Government	0.69	0.00	19/31	26/46	27/142
Fundamental Rights	0.73	0.00	22/31	28/46	29/142
Order and Security	0.90	0.00	9/31	13/46	13/142
Regulatory Enforcement	0.62	0.00	24/31	35/46	37/142
Civil Justice	0.55	0.00	29/31	44/46	64/142
Criminal Justice	0.58	0.00	23/31	33/46	35/142



* Indicates statistically significant change at the 10 percent level

Low Medium High

Slovak Republic EU, EFTA, and North America High



Slovenia

Region: EU, EFTA, and North America
Income Group: High

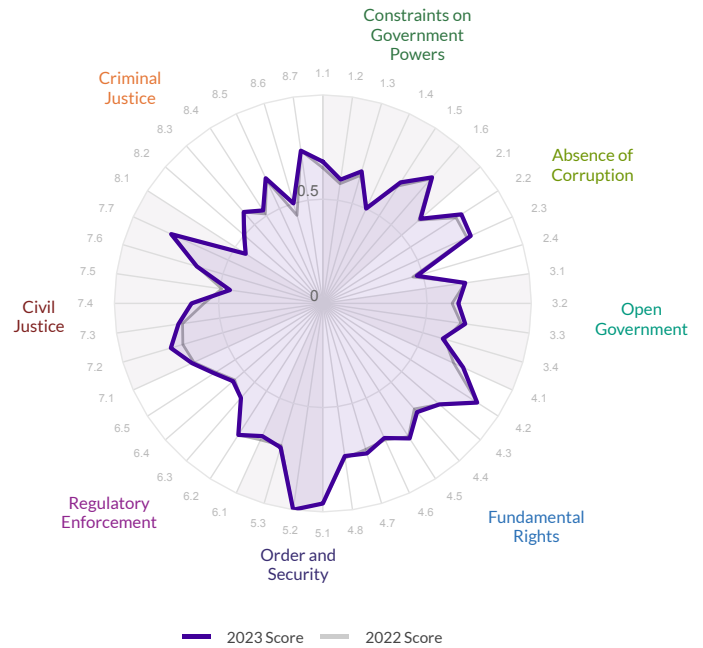
The scores range from 0 to 1, where 1 signifies the highest possible score and 0 signifies the lowest possible score.

Overall Score	Regional Rank	Income Rank	Global Rank
0.69	20/31	27/46	27/142
Score Change	Rank Change		
0.01 ▲	4 ▲		

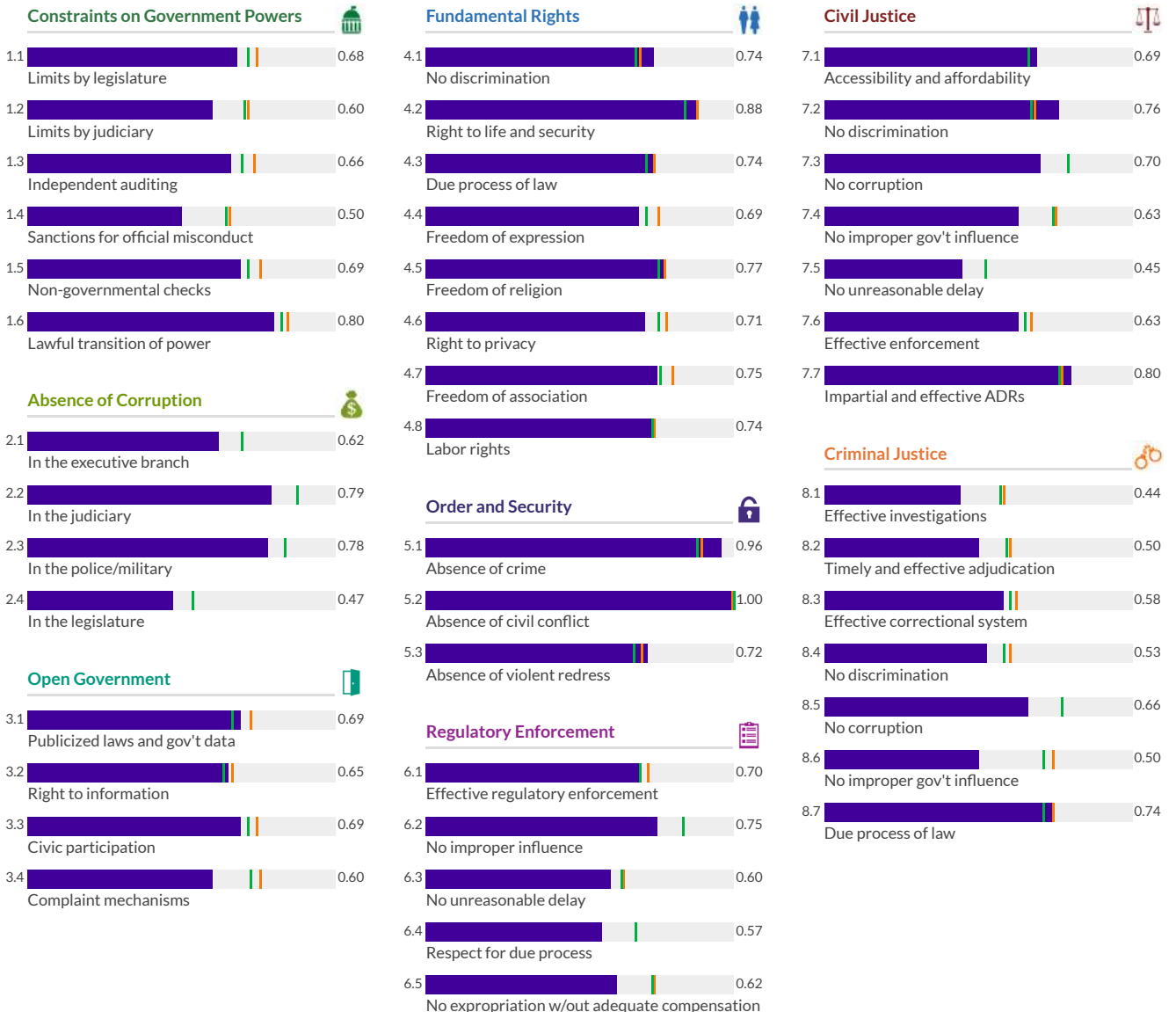
	Factor Score	Score Change	Regional Rank	Income Rank	Global Rank
Constraints on Government Powers	0.65	0.02	25/31	32/46	36/142
Absence of Corruption	0.67	0.02*	22/31	32/46	35/142
Open Government	0.66	0.01	21/31	28/46	29/142
Fundamental Rights	0.75	0.01	19/31	23/46	24/142
Order and Security	0.89	0.00	13/31	17/46	18/142
Regulatory Enforcement	0.65	0.00	21/31	30/46	31/142
Civil Justice	0.67	0.02	18/31	27/46	27/142
Criminal Justice	0.56	0.01	25/31	36/46	40/142

* Indicates statistically significant change at the 10 percent level

Low Medium High



— Slovenia — EU, EFTA, and North America — High



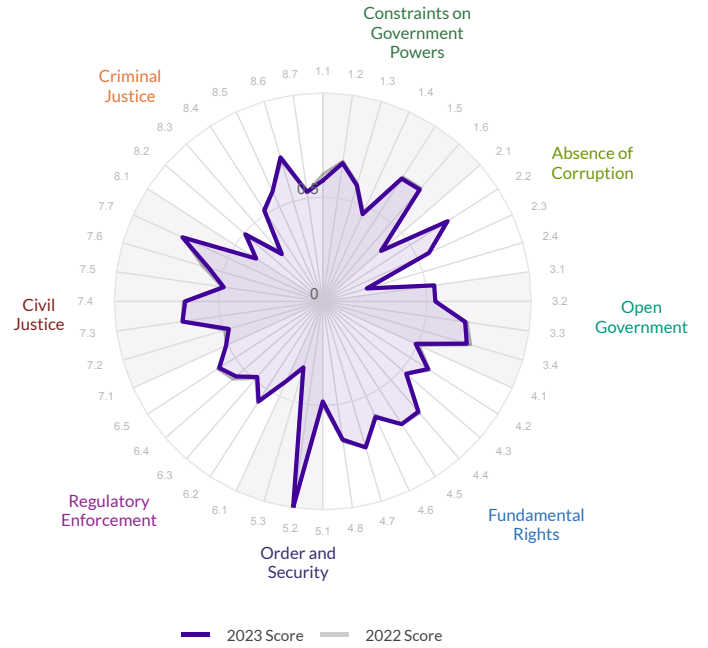
South Africa

Region: Sub-Saharan Africa
Income Group: Upper-Middle

The scores range from 0 to 1, where 1 signifies the highest possible score and 0 signifies the lowest possible score.

Overall Score	Regional Rank	Income Rank	Global Rank
0.57	5/34	12/41	56/142
Score Change	Rank Change		
-0.01	-1		

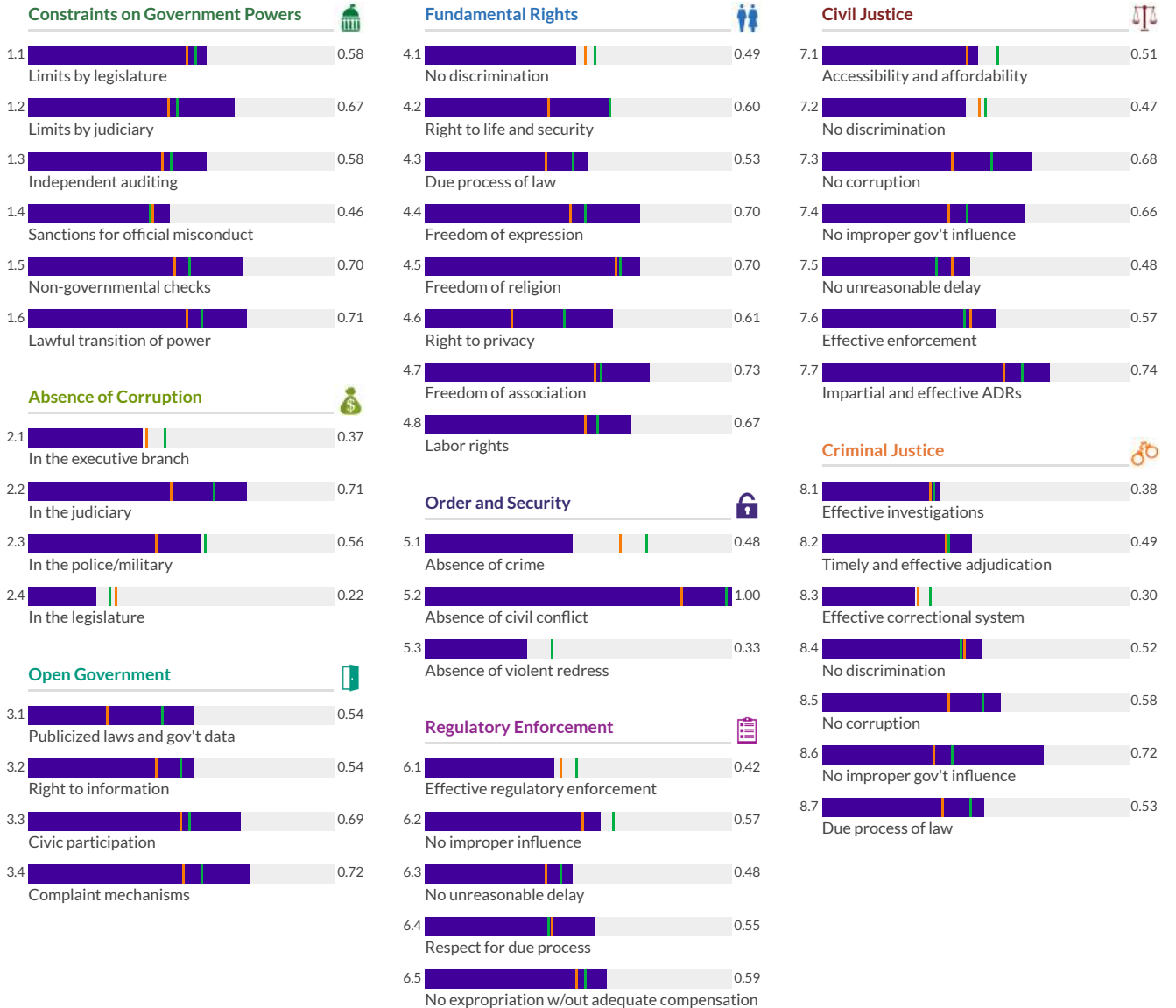
	Factor Score	Score Change	Regional Rank	Income Rank	Global Rank
Constraints on Government Powers	0.62	-0.01	3/34	4/41	40/142
Absence of Corruption	0.47	-0.01	7/34	18/41	69/142
Open Government	0.62	-0.01	1/34	2/41	34/142
Fundamental Rights	0.63	0.00	3/34	9/41	48/142
Order and Security	0.60	-0.01	22/34	35/41	119/142
Regulatory Enforcement	0.52	-0.01	7/34	14/41	60/142
Civil Justice	0.59	-0.01	5/34	11/41	49/142
Criminal Justice	0.50	0.00	5/34	13/41	55/142



* Indicates statistically significant change at the 10 percent level

Low Medium High

South Africa Sub-Saharan Africa Upper-Middle



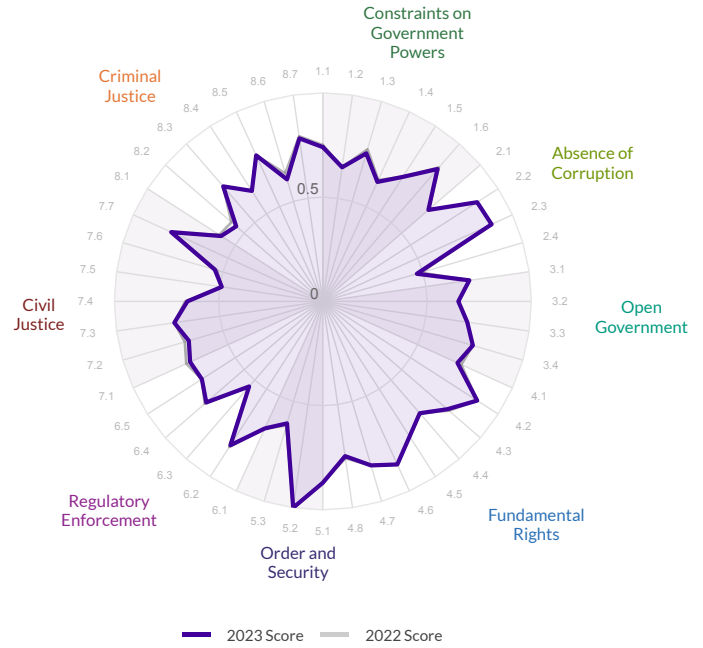
Spain

Region: EU, EFTA, and North America
Income Group: High

The scores range from 0 to 1, where 1 signifies the highest possible score and 0 signifies the lowest possible score.

Overall Score	Regional Rank	Income Rank	Global Rank
0.72	18/31	24/46	24/142
Score Change	Rank Change		
-0.01 ▼	-1 ▼		

	Factor Score	Score Change	Regional Rank	Income Rank	Global Rank
Constraints on Government Powers	0.72	-0.01	18/31	22/46	23/142
Absence of Corruption	0.73	-0.01	16/31	23/46	23/142
Open Government	0.70	0.00	17/31	22/46	22/142
Fundamental Rights	0.79	0.00	14/31	16/46	17/142
Order and Security	0.83	0.00	24/31	32/46	35/142
Regulatory Enforcement	0.69	0.00	19/31	27/46	27/142
Civil Justice	0.65	-0.01	19/31	29/46	30/142
Criminal Justice	0.66	-0.01	18/31	25/46	25/142



* Indicates statistically significant change at the 10 percent level

Low Medium High

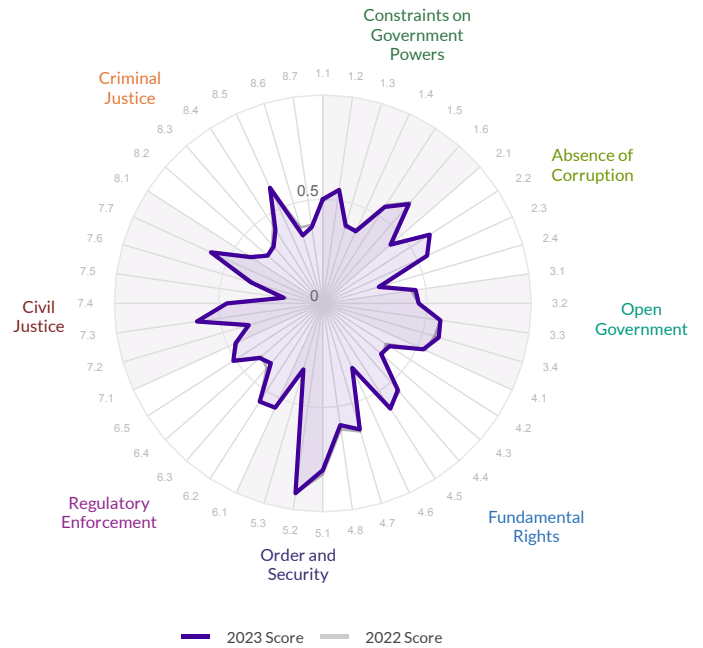
Spain EU, EFTA, and North America High

Factor	Score	Regional Rank	Income Rank	Global Rank
Constraints on Government Powers	0.74	18/31	22/46	23/142
1.1 Limits by legislature	0.74	18/31	22/46	23/142
1.2 Limits by judiciary	0.65	18/31	22/46	23/142
1.3 Independent auditing	0.74	18/31	22/46	23/142
1.4 Sanctions for official misconduct	0.63	18/31	22/46	23/142
1.5 Non-governmental checks	0.71	18/31	22/46	23/142
1.6 Lawful transition of power	0.84	18/31	22/46	23/142
Absence of Corruption	0.67	16/31	23/46	23/142
2.1 In the executive branch	0.67	16/31	23/46	23/142
2.2 In the judiciary	0.88	16/31	23/46	23/142
2.3 In the police/military	0.89	16/31	23/46	23/142
2.4 In the legislature	0.47	16/31	23/46	23/142
Open Government	0.70	17/31	22/46	22/142
3.1 Publicized laws and gov't data	0.71	17/31	22/46	22/142
3.2 Right to information	0.65	17/31	22/46	22/142
3.3 Civic participation	0.70	17/31	22/46	22/142
3.4 Complaint mechanisms	0.75	17/31	22/46	22/142
Fundamental Rights	0.79	14/31	16/46	17/142
4.1 No discrimination	0.71	14/31	16/46	17/142
4.2 Right to life and security	0.88	14/31	16/46	17/142
4.3 Due process of law	0.79	14/31	16/46	17/142
4.4 Freedom of expression	0.71	14/31	16/46	17/142
4.5 Freedom of religion	0.77	14/31	16/46	17/142
4.6 Right to privacy	0.86	14/31	16/46	17/142
4.7 Freedom of association	0.82	14/31	16/46	17/142
4.8 Labor rights	0.75	14/31	16/46	17/142
Order and Security	0.83	24/31	32/46	35/142
5.1 Absence of crime	0.87	24/31	32/46	35/142
5.2 Absence of civil conflict	1.00	24/31	32/46	35/142
5.3 Absence of violent redress	0.61	24/31	32/46	35/142
Regulatory Enforcement	0.69	19/31	27/46	27/142
6.1 Effective regulatory enforcement	0.67	19/31	27/46	27/142
6.2 No improper influence	0.82	19/31	27/46	27/142
6.3 No unreasonable delay	0.54	19/31	27/46	27/142
6.4 Respect for due process	0.74	19/31	27/46	27/142
6.5 No expropriation w/out adequate compensation	0.69	19/31	27/46	27/142
Civil Justice	0.65	19/31	29/46	30/142
7.1 Accessibility and affordability	0.70	19/31	29/46	30/142
7.2 No discrimination	0.67	19/31	29/46	30/142
7.3 No corruption	0.72	19/31	29/46	30/142
7.4 No improper gov't influence	0.65	19/31	29/46	30/142
7.5 No unreasonable delay	0.49	19/31	29/46	30/142
7.6 Effective enforcement	0.54	19/31	29/46	30/142
7.7 Impartial and effective ADRs	0.80	19/31	29/46	30/142
Criminal Justice	0.66	18/31	25/46	25/142
8.1 Effective investigations	0.58	18/31	25/46	25/142
8.2 Timely and effective adjudication	0.55	18/31	25/46	25/142
8.3 Effective correctional system	0.73	18/31	25/46	25/142
8.4 No discrimination	0.63	18/31	25/46	25/142
8.5 No corruption	0.77	18/31	25/46	25/142
8.6 No improper gov't influence	0.61	18/31	25/46	25/142
8.7 Due process of law	0.79	18/31	25/46	25/142

The scores range from 0 to 1, where 1 signifies the highest possible score and 0 signifies the lowest possible score.

Overall Score	Regional Rank	Income Rank	Global Rank
0.50	2/6	7/37	77/142
Score Change	Rank Change		
0.00	-1		

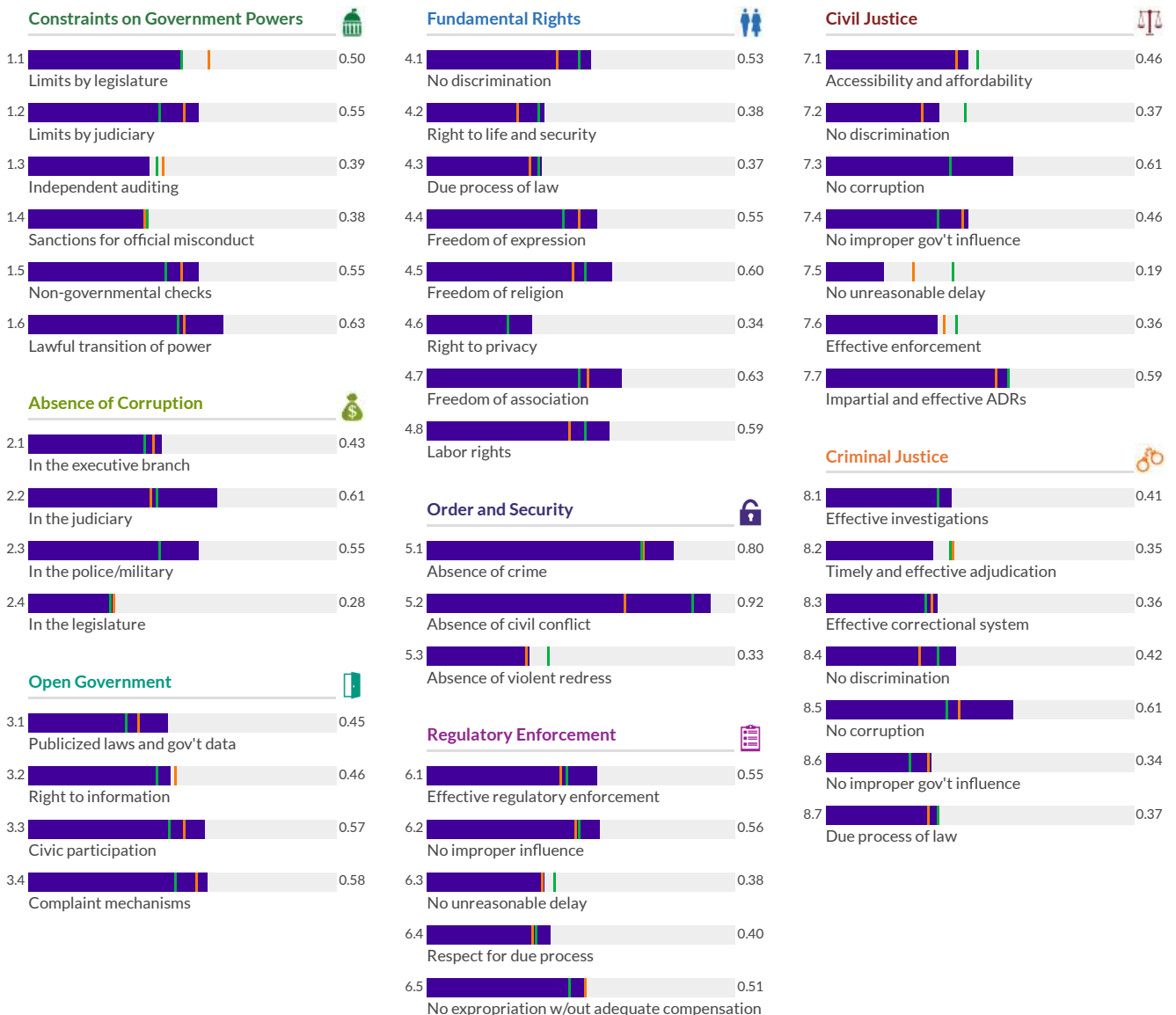
	Factor Score	Score Change	Regional Rank	Income Rank	Global Rank
Constraints on Government Powers	0.50	0.00	3/6	10/37	81/142
Absence of Corruption	0.47	0.00	1/6	2/37	65/142
Open Government	0.51	0.01	3/6	5/37	67/142
Fundamental Rights	0.50	0.00	2/6	9/37	86/142
Order and Security	0.68	0.00	2/6	15/37	91/142
Regulatory Enforcement	0.48	0.00	2/6	9/37	75/142
Civil Justice	0.43	0.00	2/6	23/37	109/142
Criminal Justice	0.41	-0.01	2/6	10/37	80/142



* Indicates statistically significant change at the 10 percent level

Low Medium High

Sri Lanka South Asia Lower-Middle



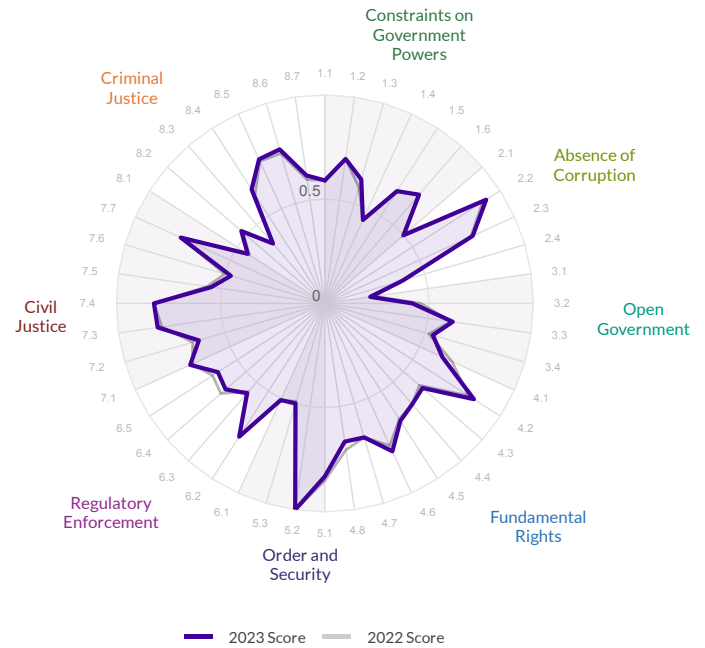
St. Kitts and Nevis

Region: Latin America and Caribbean
Income Group: High

The scores range from 0 to 1, where 1 signifies the highest possible score and 0 signifies the lowest possible score.

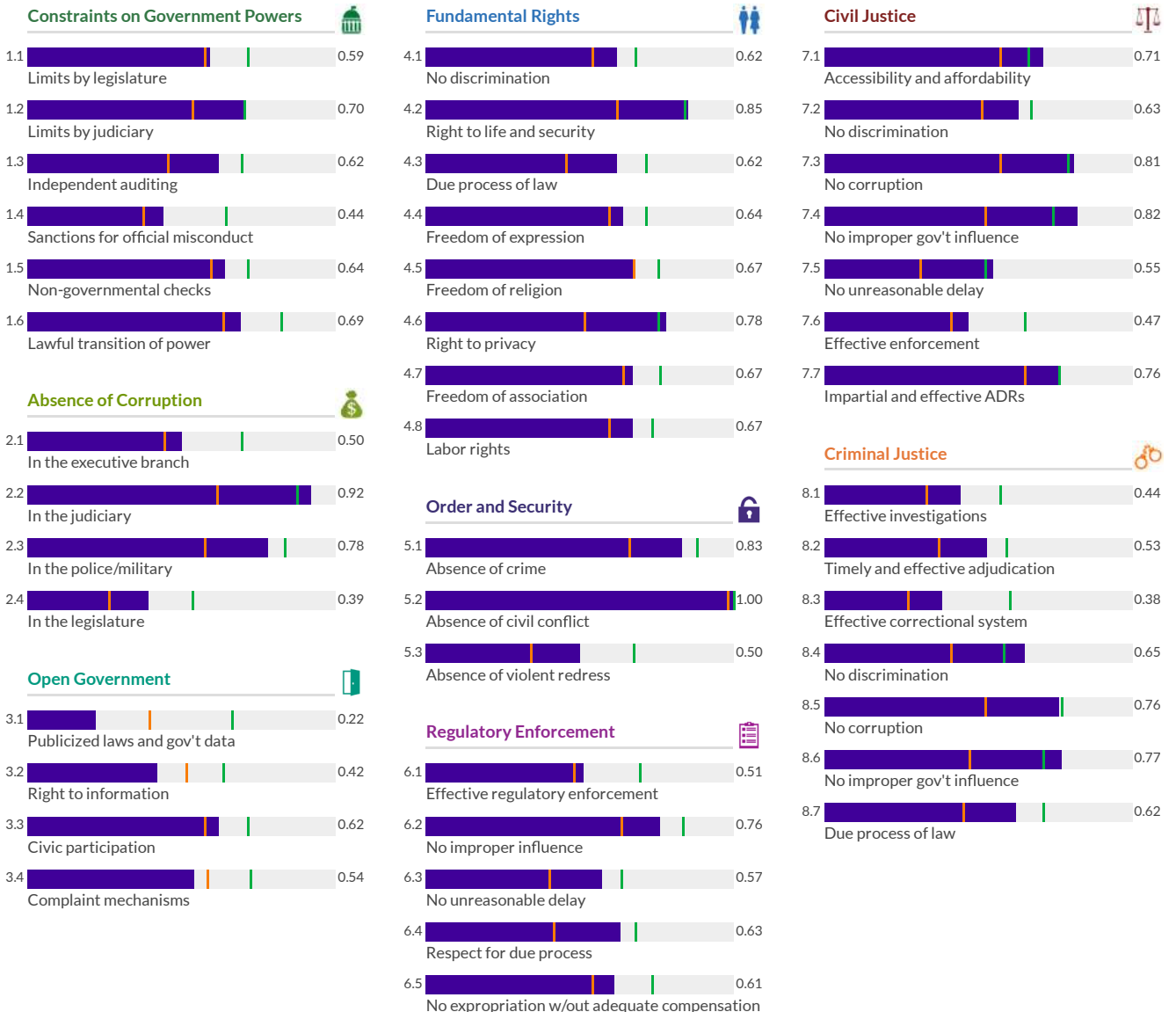
Overall Score	Regional Rank	Income Rank	Global Rank
0.63	6/32	38/46	39/142
Score Change	Rank Change		
0.00	0		

Factor	Score	Score Change	Regional Rank	Income Rank	Global Rank
Constraints on Government Powers	0.61	0.01	6/32	35/46	41/142
Absence of Corruption	0.65	0.01	6/32	35/46	39/142
Open Government	0.45	-0.01	26/32	43/46	94/142
Fundamental Rights	0.69	0.00	8/32	33/46	36/142
Order and Security	0.78	0.00	4/32	39/46	54/142
Regulatory Enforcement	0.62	-0.01	6/32	37/46	39/142
Civil Justice	0.68	-0.01	2/32	25/46	25/142
Criminal Justice	0.59	0.01	2/32	30/46	31/142



* Indicates statistically significant change at the 10 percent level

— St. Kitts and Nevis — Latin America and Caribbean — High



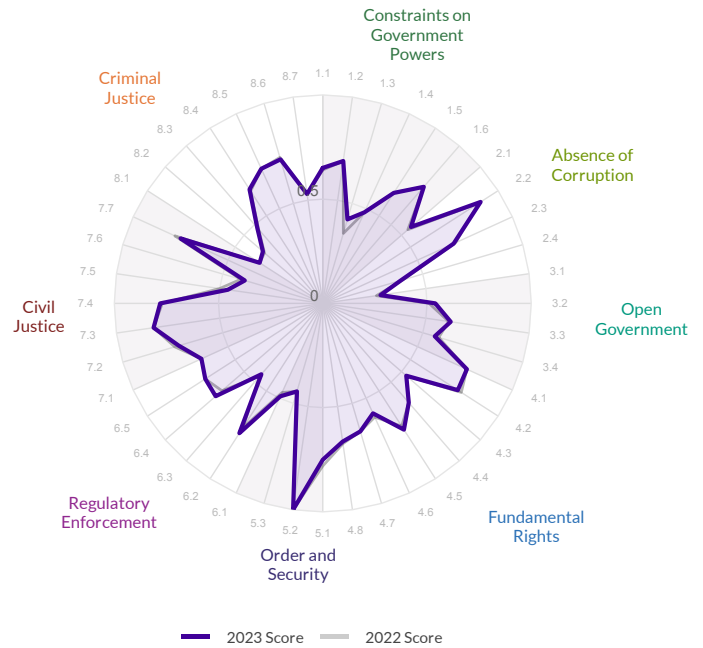
St. Lucia

Region: Latin America and Caribbean
Income Group: Upper-Middle

The scores range from 0 to 1, where 1 signifies the highest possible score and 0 signifies the lowest possible score.

Overall Score	Regional Rank	Income Rank	Global Rank
0.62	8/32	3/41	43/142
Score Change	Rank Change		
0.00	0		

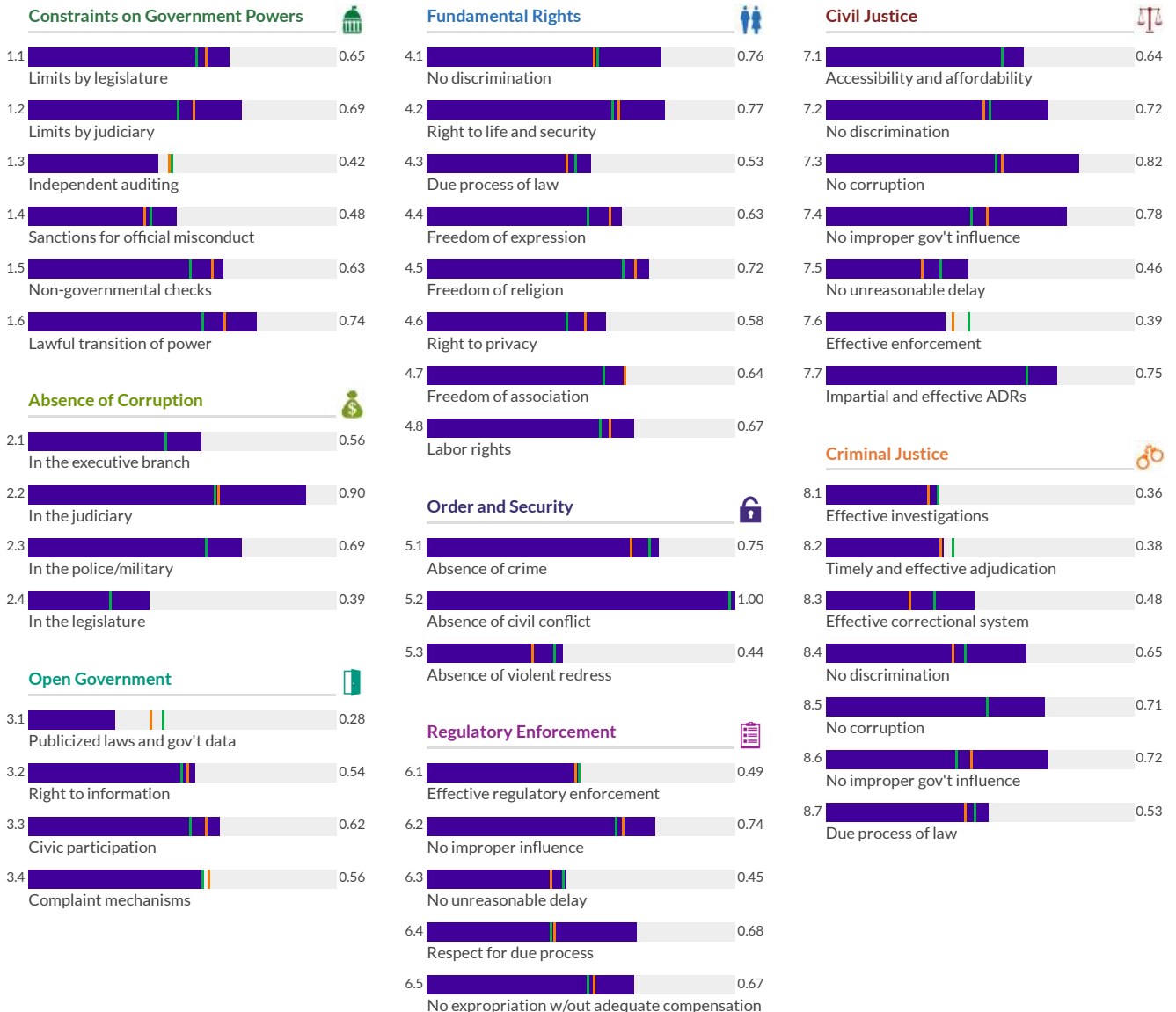
	Factor Score	Score Change	Regional Rank	Income Rank	Global Rank
Constraints on Government Powers	0.60	0.01	8/32	6/41	46/142
Absence of Corruption	0.64	0.00	9/32	5/41	44/142
Open Government	0.50	0.01	19/32	22/41	72/142
Fundamental Rights	0.66	0.00	9/32	5/41	42/142
Order and Security	0.73	-0.01	7/32	20/41	67/142
Regulatory Enforcement	0.61	0.02	7/32	3/41	40/142
Civil Justice	0.65	-0.01	4/32	1/41	29/142
Criminal Justice	0.54	0.00	8/32	8/41	46/142



* Indicates statistically significant change at the 10 percent level

Low Medium High

St. Lucia Latin America and Caribbean Upper-Middle



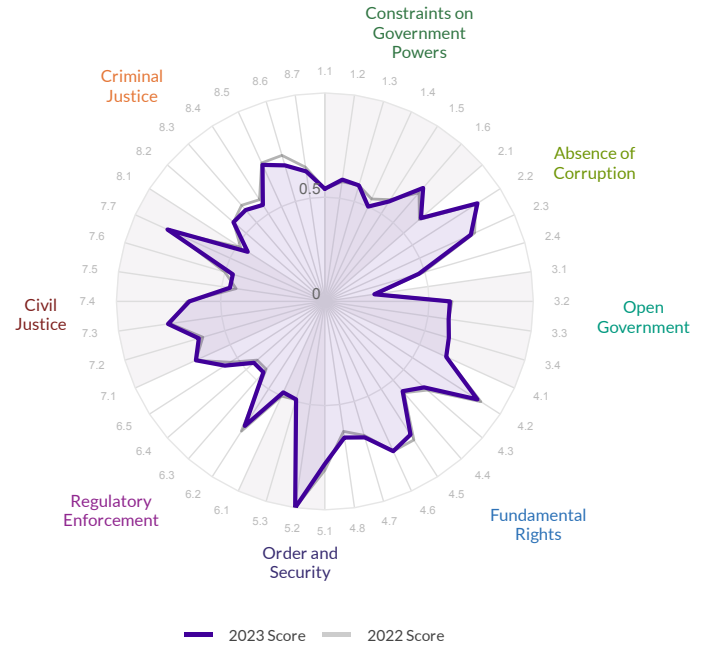
St. Vincent and the Grenadines

Region: Latin America and Caribbean
Income Group: Upper-Middle

The scores range from 0 to 1, where 1 signifies the highest possible score and 0 signifies the lowest possible score.

Overall Score	Regional Rank	Income Rank	Global Rank
0.63	7/32	2/41	42/142
Score Change	Rank Change		
-0.01 ▾	-1 ▾		

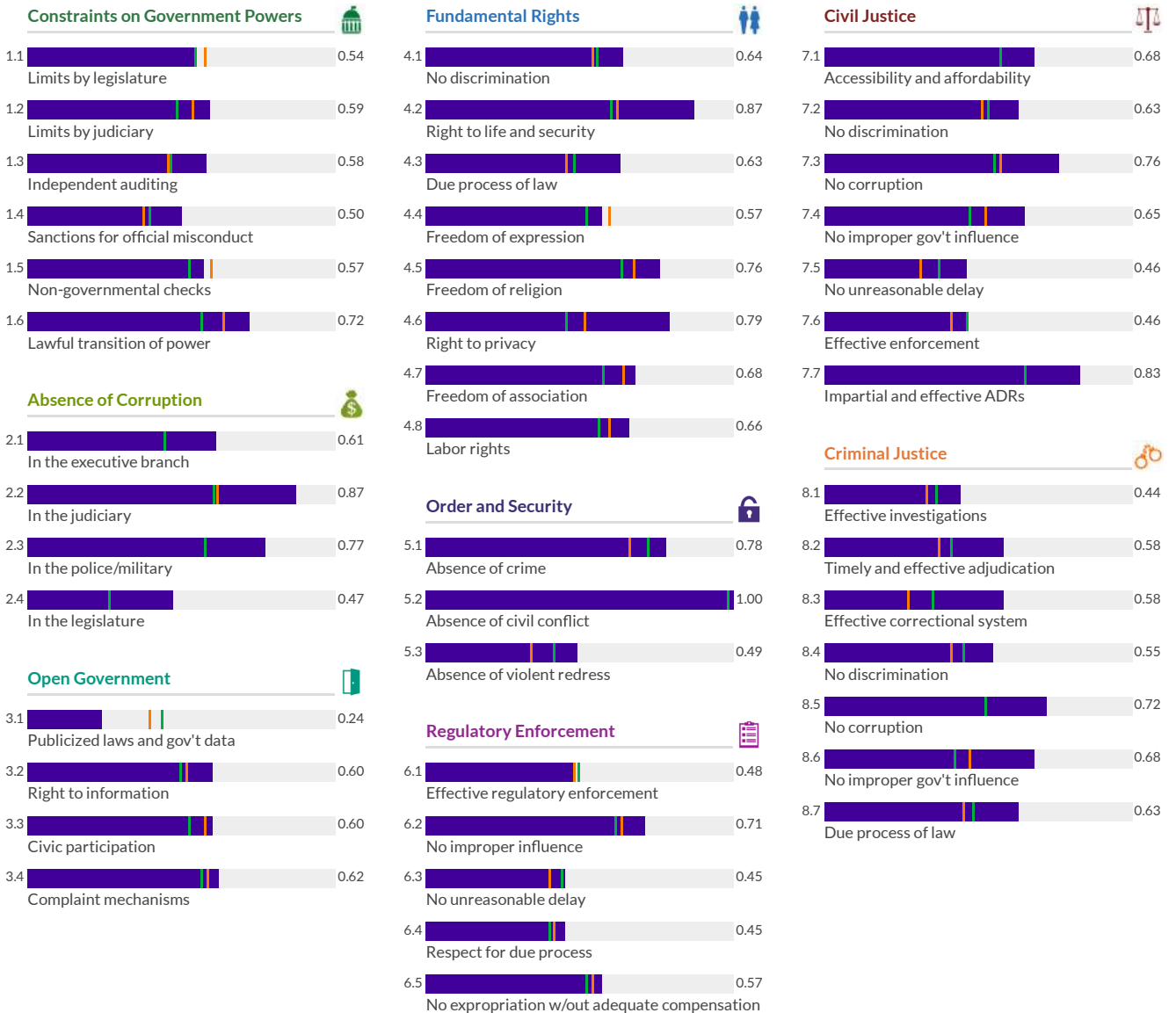
	Factor Score	Score Change	Regional Rank	Income Rank	Global Rank
Constraints on Government Powers	0.58	0.00	11/32	8/41	50/142
Absence of Corruption	0.68	0.00	4/32	1/41	29/142
Open Government	0.51	0.00	18/32	20/41	66/142
Fundamental Rights	0.70	0.00	6/32	2/41	34/142
Order and Security	0.76	-0.01	5/32	16/41	59/142
Regulatory Enforcement	0.53	0.00	10/32	11/41	56/142
Civil Justice	0.64	0.00	5/32	2/41	33/142
Criminal Justice	0.60	-0.02	1/32	1/41	30/142



* Indicates statistically significant change at the 10 percent level

Low Medium High

St. Vincent and the Grenadines Latin America and Caribbean Upper-Middle



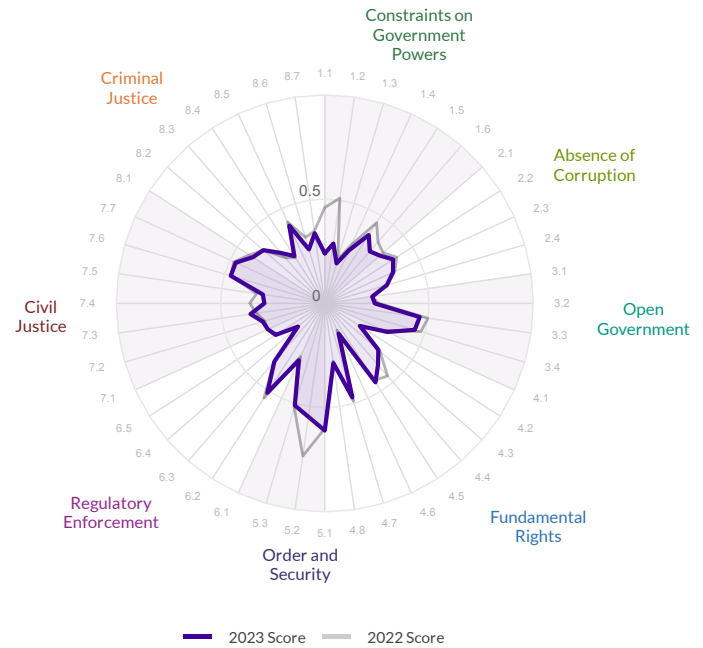
Sudan

The scores range from 0 to 1, where 1 signifies the highest possible score and 0 signifies the lowest possible score.

Overall Score	Regional Rank	Income Rank	Global Rank
0.36	31/34	16/18	132/142

Score Change	Rank Change
-0.03 ▼	-5 ▼

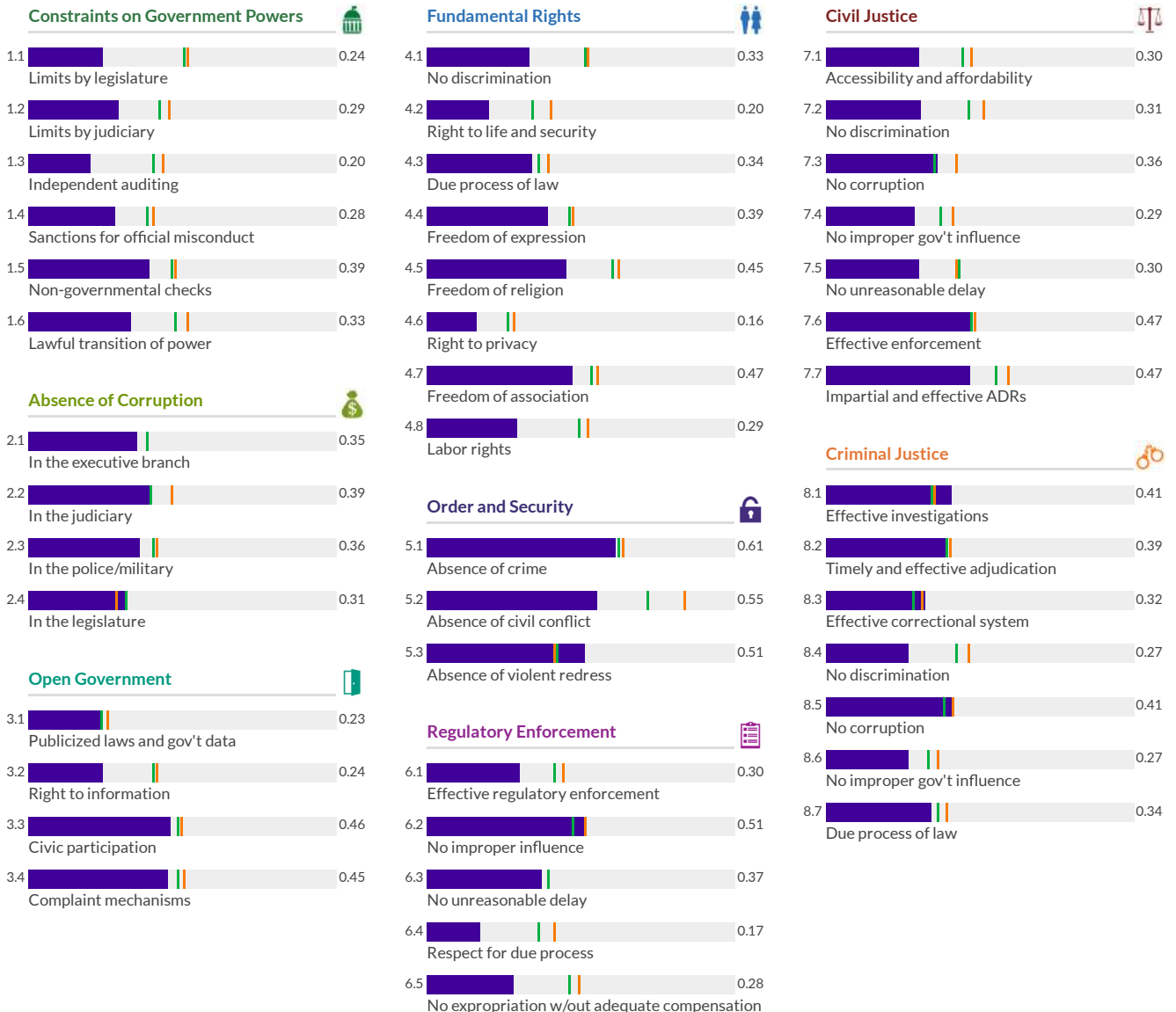
	Factor Score	Score Change	Regional Rank	Income Rank	Global Rank
Constraints on Government Powers	0.29	-0.10*	34/34	18/18	136/142
Absence of Corruption	0.35	-0.01	20/34	10/18	112/142
Open Government	0.35	-0.02	27/34	15/18	127/142
Fundamental Rights	0.33	-0.01	33/34	16/18	132/142
Order and Security	0.56	-0.07*	27/34	12/18	130/142
Regulatory Enforcement	0.33	0.00	33/34	18/18	138/142
Civil Justice	0.36	-0.01	34/34	17/18	134/142
Criminal Justice	0.34	-0.01	23/34	10/18	105/142



* Indicates statistically significant change at the 10 percent level

Low Medium High

Sudan Sub-Saharan Africa Low



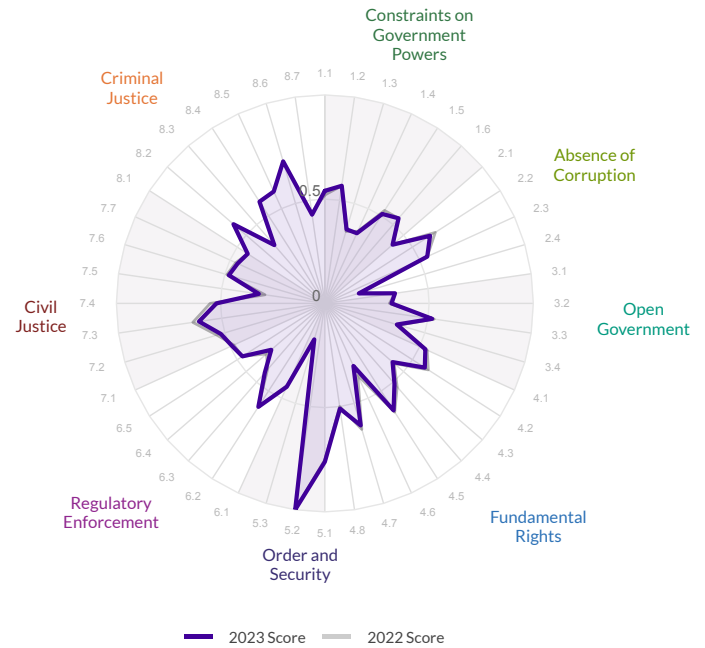
Suriname

Region: Latin America and Caribbean
Income Group: Upper-Middle

The scores range from 0 to 1, where 1 signifies the highest possible score and 0 signifies the lowest possible score.

Overall Score	Regional Rank	Income Rank	Global Rank
0.49	18/32	24/41	81/142
Score Change	Rank Change		
0.00	0		

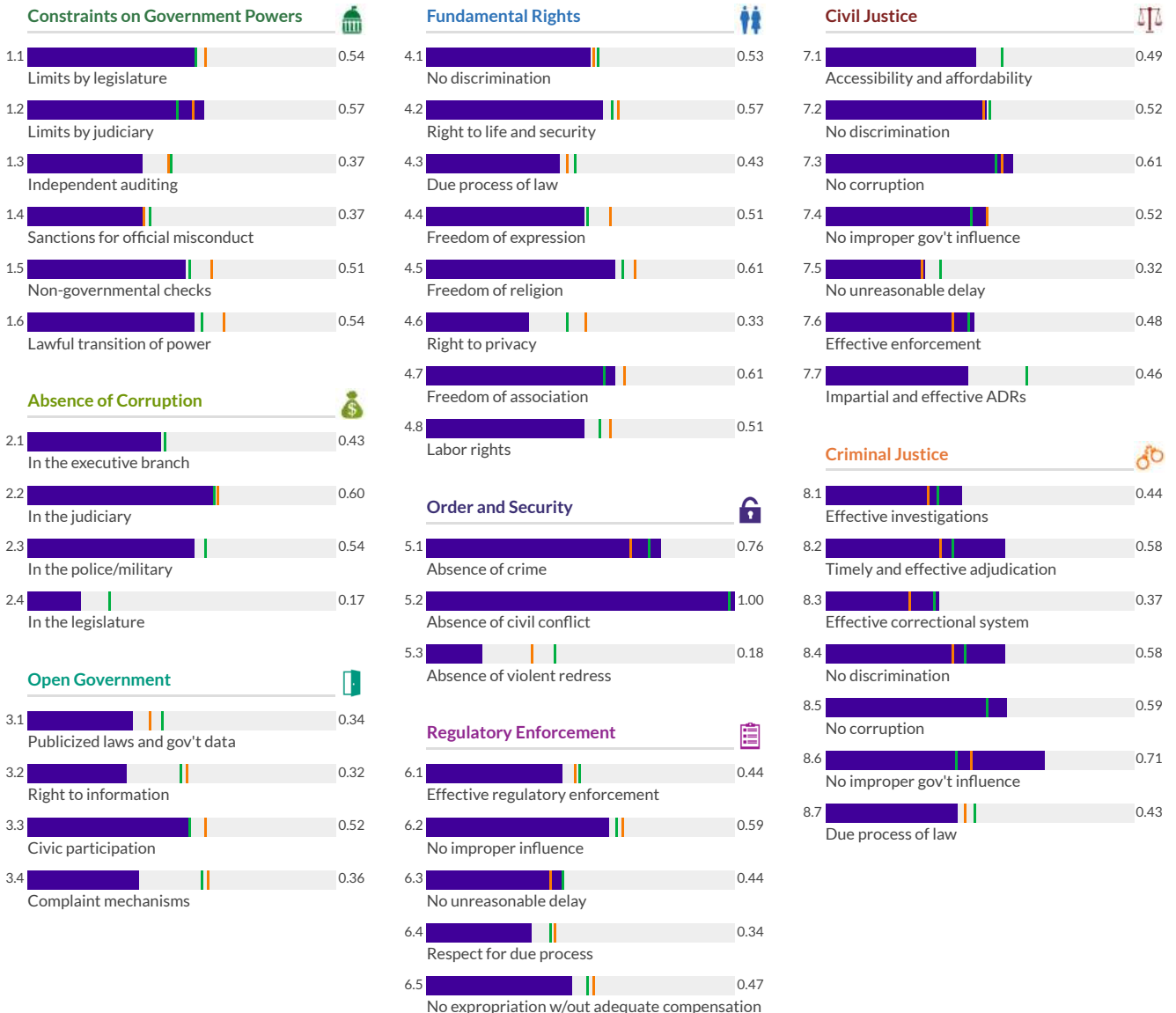
	Factor Score	Score Change	Regional Rank	Income Rank	Global Rank
Constraints on Government Powers	0.48	0.00	24/32	26/41	90/142
Absence of Corruption	0.43	-0.01	17/32	26/41	80/142
Open Government	0.38	0.00	29/32	38/41	115/142
Fundamental Rights	0.51	-0.01	22/32	27/41	81/142
Order and Security	0.65	0.00	18/32	28/41	103/142
Regulatory Enforcement	0.46	0.00	23/32	30/41	95/142
Civil Justice	0.49	-0.01	19/32	27/41	86/142
Criminal Justice	0.53	0.00	12/32	11/41	51/142



* Indicates statistically significant change at the 10 percent level

Low Medium High

Suriname Latin America and Caribbean Upper-Middle



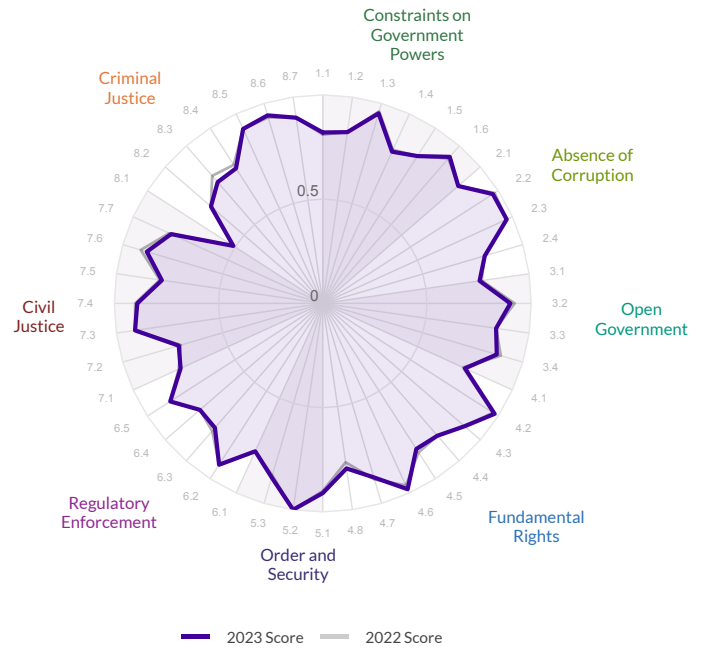
Sweden

Region: EU, EFTA, and North America
Income Group: High

The scores range from 0 to 1, where 1 signifies the highest possible score and 0 signifies the lowest possible score.

Overall Score	Regional Rank	Income Rank	Global Rank
0.85	4/31	4/46	4/142
Score Change	Rank Change		
0.00	0		

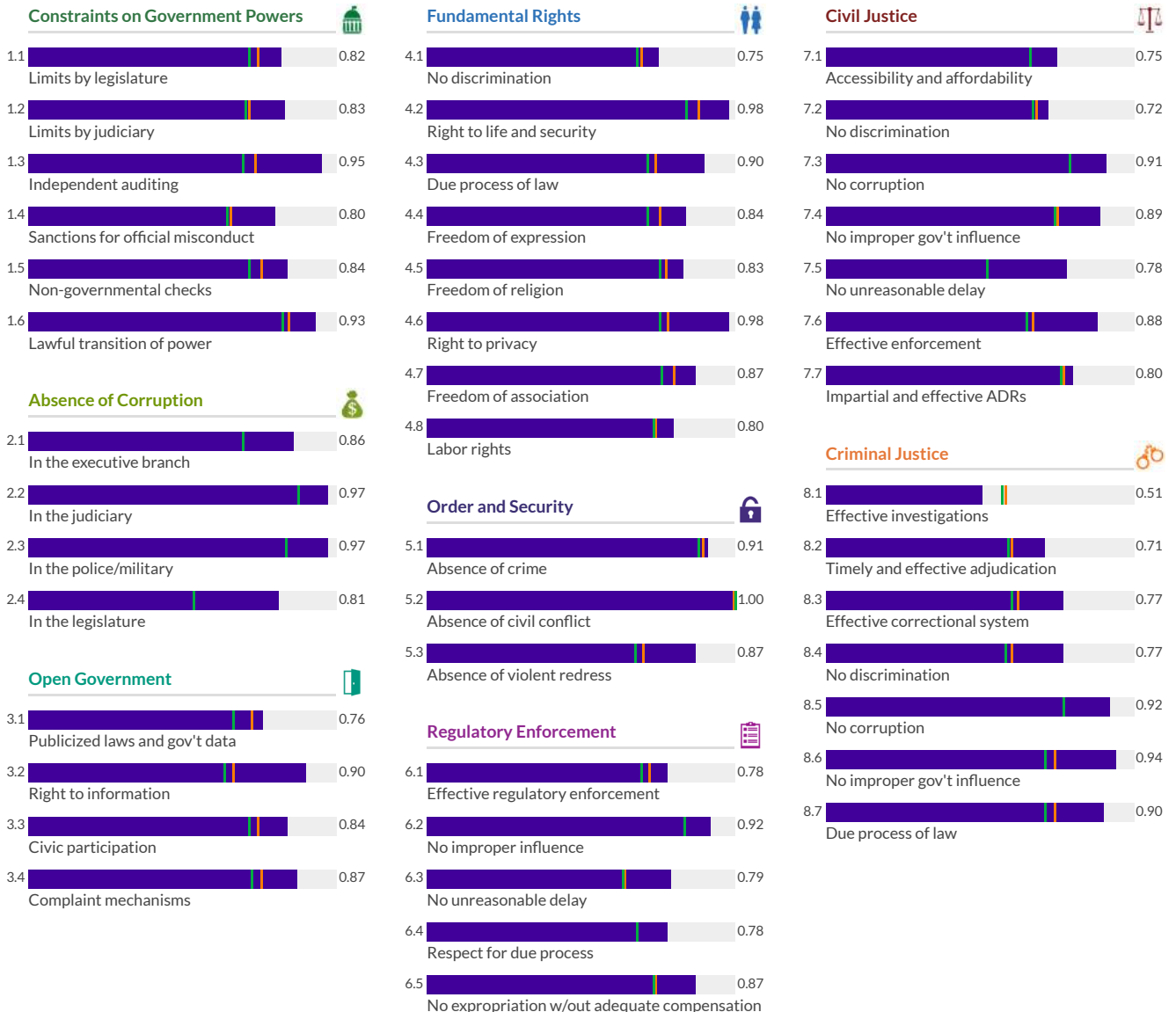
	Factor Score	Score Change	Regional Rank	Income Rank	Global Rank
Constraints on Government Powers	0.86	0.00	5/31	5/46	5/142
Absence of Corruption	0.90	0.00	3/31	4/46	4/142
Open Government	0.84	-0.01	4/31	4/46	4/142
Fundamental Rights	0.87	0.00	4/31	4/46	4/142
Order and Security	0.92	0.00	5/31	7/46	7/142
Regulatory Enforcement	0.83	0.00	7/31	9/46	9/142
Civil Justice	0.82	-0.01	5/31	5/46	5/142
Criminal Justice	0.79	-0.01	4/31	4/46	4/142



* Indicates statistically significant change at the 10 percent level

■ Low ■ Medium ■ High

■ Sweden ■ EU, EFTA, and North America ■ High



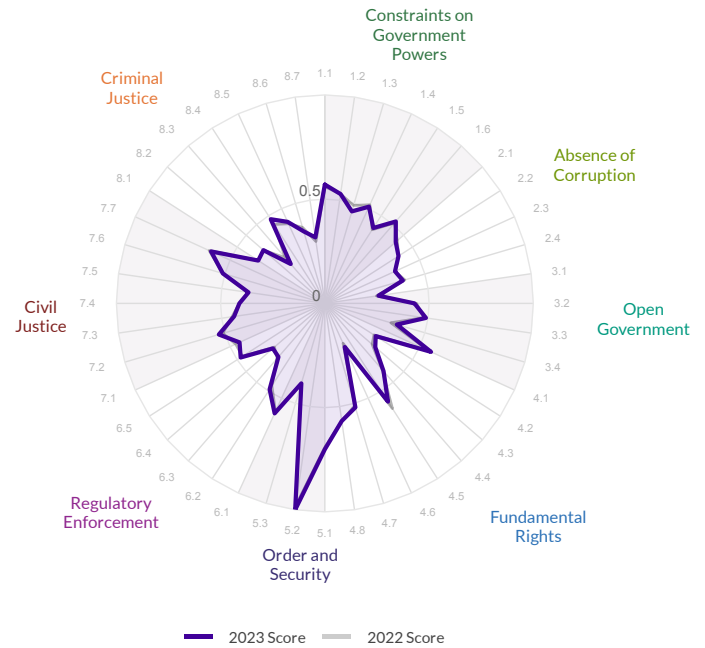
Tanzania

Region: Sub-Saharan Africa
Income Group: Lower-Middle

The scores range from 0 to 1, where 1 signifies the highest possible score and 0 signifies the lowest possible score.

Overall Score	Regional Rank	Income Rank	Global Rank
0.47	12/34	15/37	98/142
Score Change	Rank Change		
0.00	2 ▲		

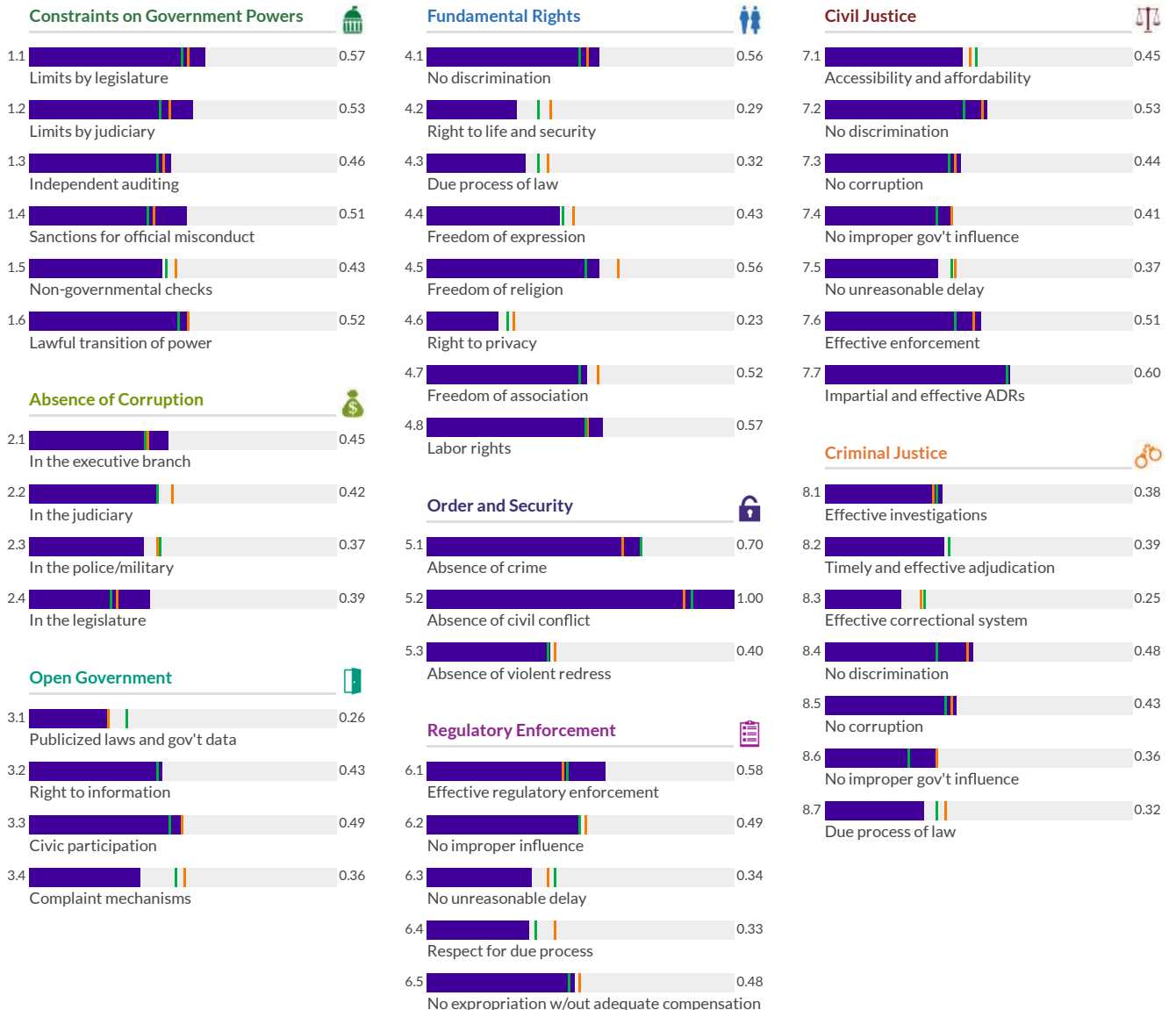
	Factor Score	Score Change	Regional Rank	Income Rank	Global Rank
Constraints on Government Powers	0.50	0.00	11/34	9/37	79/142
Absence of Corruption	0.41	0.00	13/34	12/37	93/142
Open Government	0.39	0.01	18/34	23/37	113/142
Fundamental Rights	0.44	0.01	21/34	20/37	112/142
Order and Security	0.70	0.01	10/34	12/37	83/142
Regulatory Enforcement	0.44	0.01	17/34	17/37	101/142
Civil Justice	0.47	0.00	13/34	14/37	90/142
Criminal Justice	0.37	0.00	15/34	15/37	94/142



* Indicates statistically significant change at the 10 percent level

Low Medium High

Tanzania Sub-Saharan Africa Lower-Middle



Thailand

Region: East Asia and Pacific
Income Group: Upper-Middle

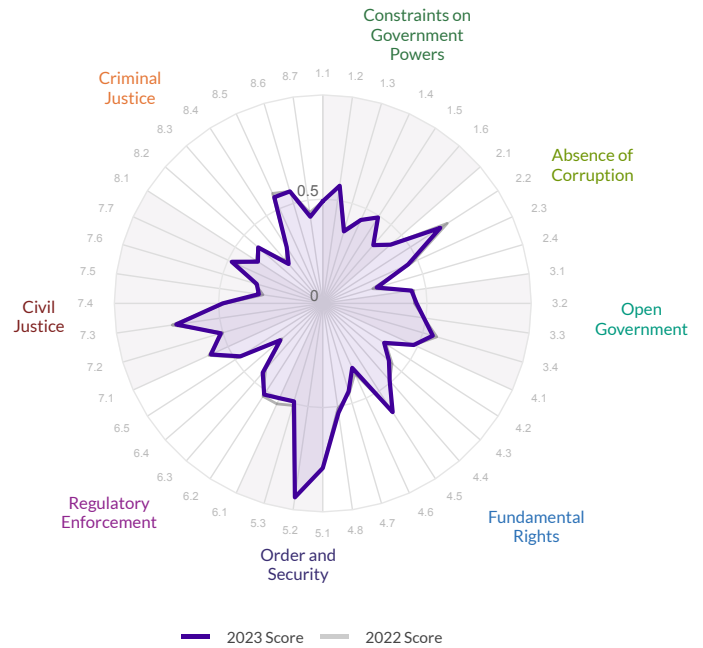
The scores range from 0 to 1, where 1 signifies the highest possible score and 0 signifies the lowest possible score.

Overall Score	Regional Rank	Income Rank	Global Rank
0.49	10/15	25/41	82/142
Score Change	Rank Change		
-0.01 ▾	0		

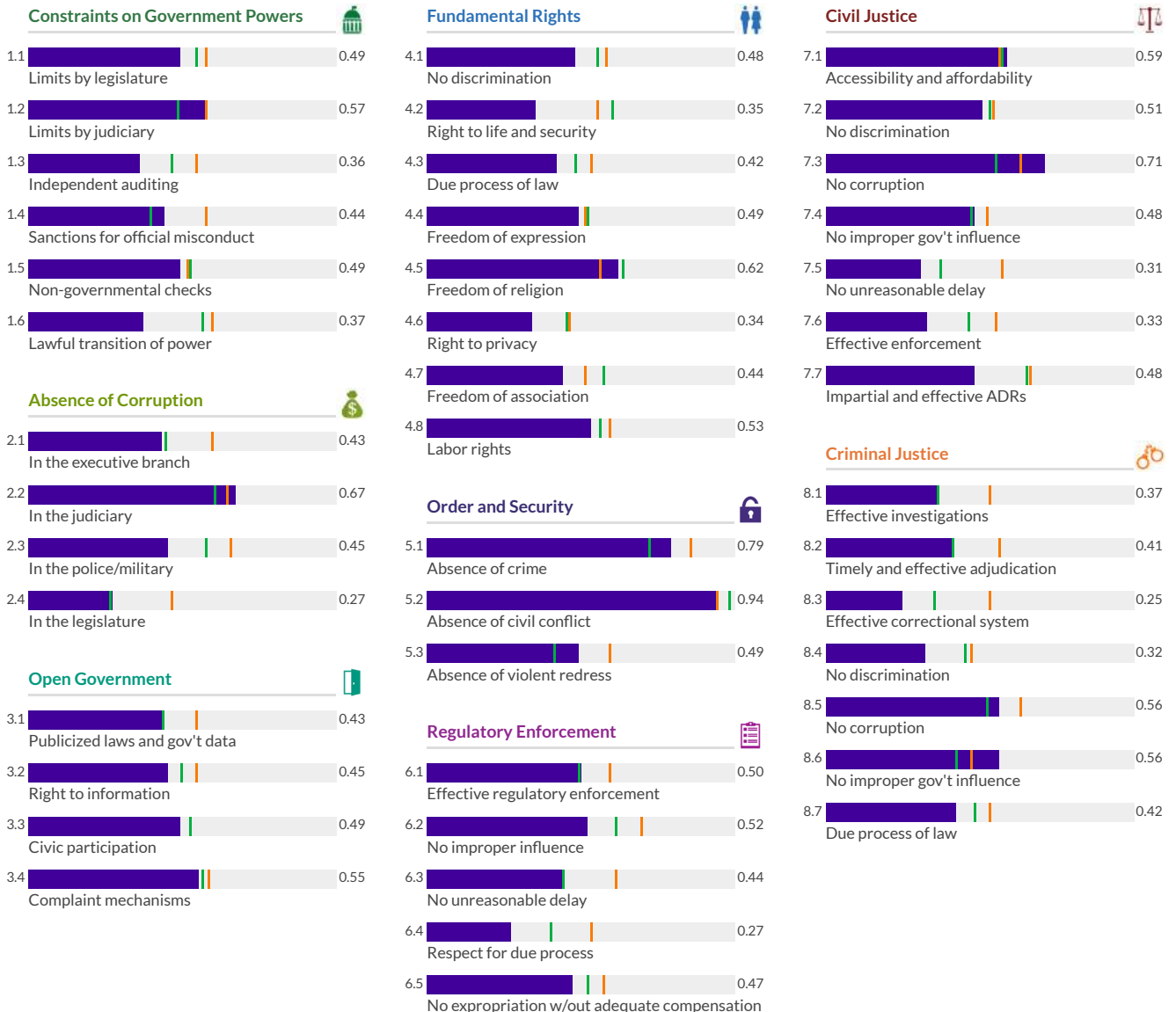
	Factor Score	Score Change	Regional Rank	Income Rank	Global Rank
Constraints on Government Powers	0.45	0.00	11/15	30/41	100/142
Absence of Corruption	0.45	-0.01	9/15	21/41	72/142
Open Government	0.48	0.00	9/15	24/41	77/142
Fundamental Rights	0.46	-0.01	10/15	34/41	101/142
Order and Security	0.74	-0.01	11/15	19/41	65/142
Regulatory Enforcement	0.44	-0.01	12/15	34/41	103/142
Civil Justice	0.49	0.00	10/15	28/41	87/142
Criminal Justice	0.41	-0.01	11/15	22/41	76/142

* Indicates statistically significant change at the 10 percent level

Low Medium High



Thailand East Asia and Pacific Upper-Middle



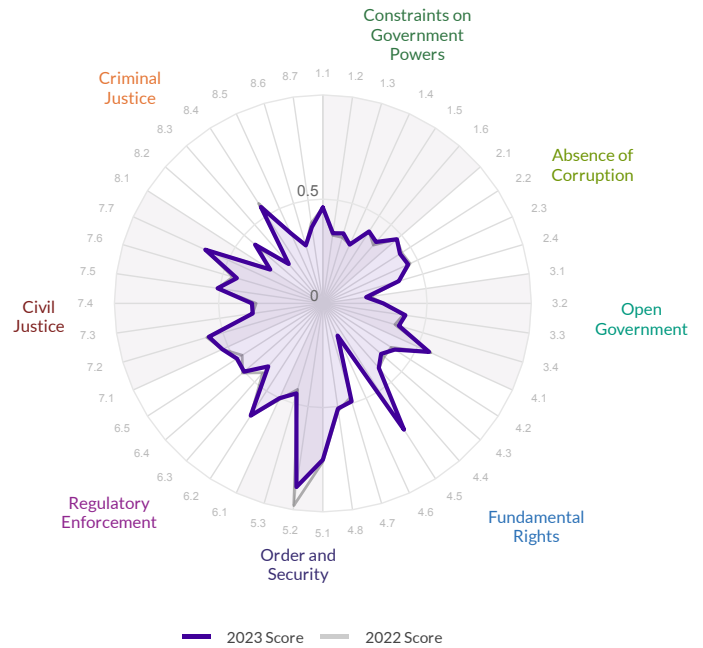
The scores range from 0 to 1, where 1 signifies the highest possible score and 0 signifies the lowest possible score.

Overall Score	Regional Rank	Income Rank	Global Rank
0.45	14/34	5/18	102/142
Score Change	Rank Change		
-0.01 ▾	1 ▲		

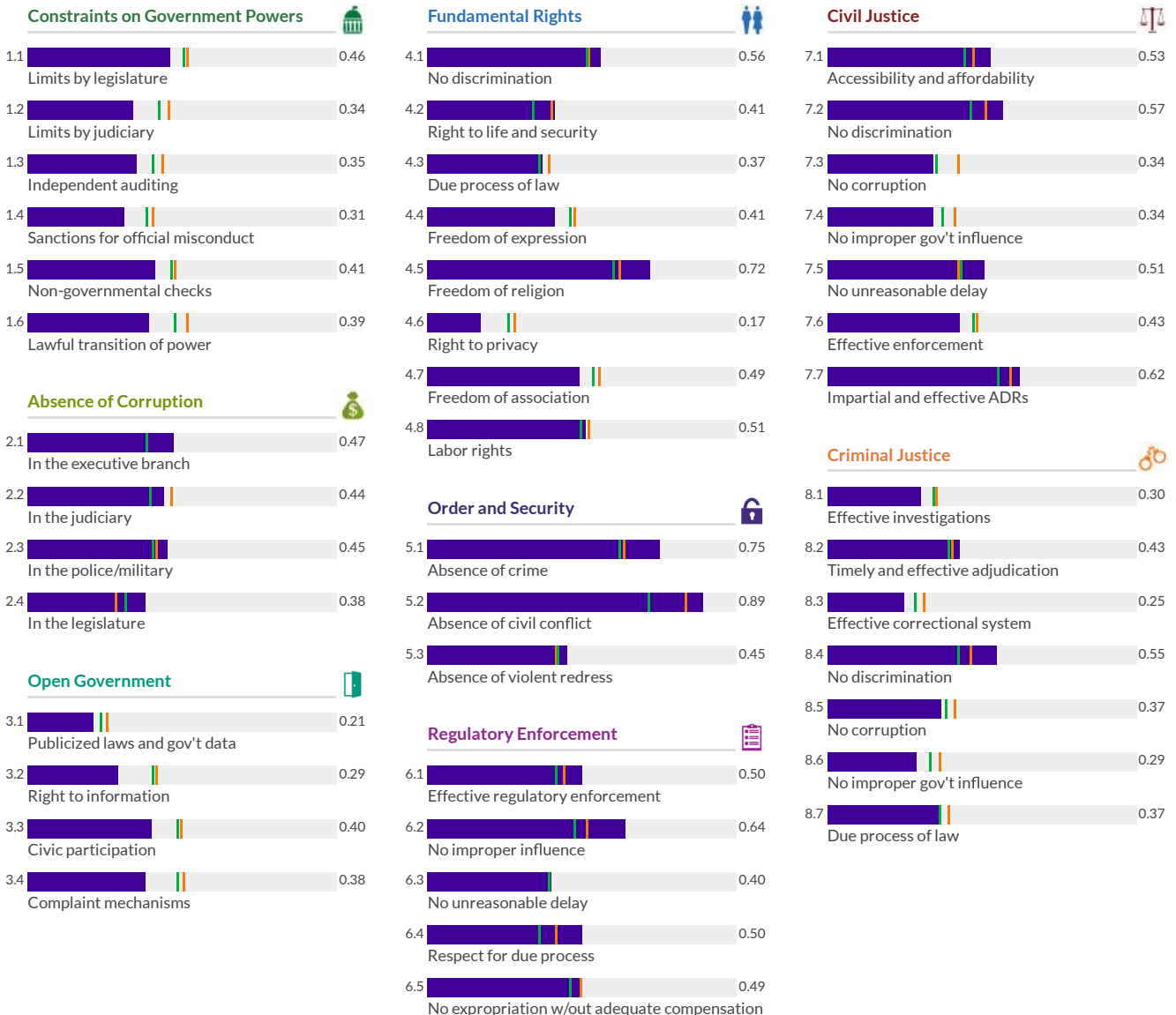
	Factor Score	Score Change	Regional Rank	Income Rank	Global Rank
Constraints on Government Powers	0.38	0.01	27/34	15/18	118/142
Absence of Corruption	0.43	-0.01	10/34	4/18	82/142
Open Government	0.32	0.00	32/34	17/18	134/142
Fundamental Rights	0.46	0.00	19/34	11/18	104/142
Order and Security	0.70	-0.03*	11/34	4/18	86/142
Regulatory Enforcement	0.51	-0.01	9/34	2/18	65/142
Civil Justice	0.48	0.00	12/34	4/18	88/142
Criminal Justice	0.36	-0.01	16/34	6/18	96/142

* Indicates statistically significant change at the 10 percent level

Low Medium High



— Togo — Sub-Saharan Africa — Low



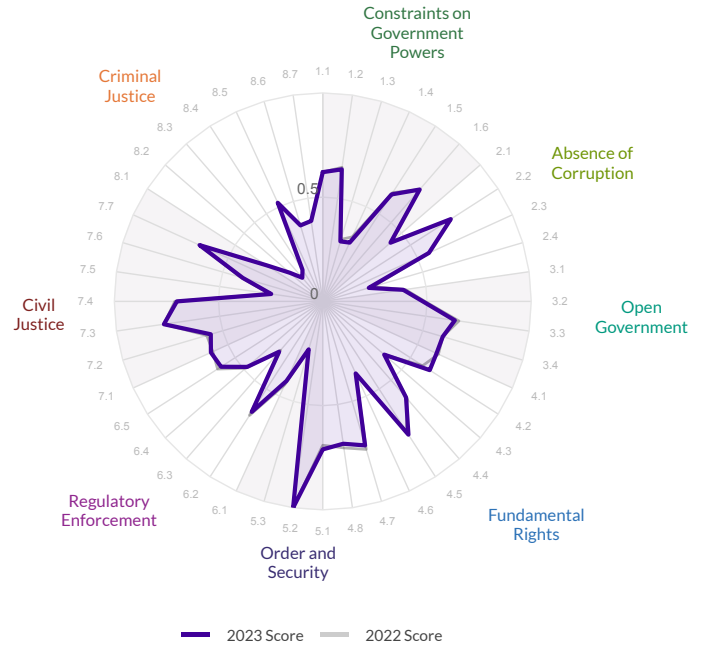
Trinidad and Tobago

Region: Latin America and Caribbean
Income Group: High

The scores range from 0 to 1, where 1 signifies the highest possible score and 0 signifies the lowest possible score.

Overall Score	Regional Rank	Income Rank	Global Rank
0.52	14/32	44/46	70/142
Score Change	Rank Change		
0.00	-1 ▼		

	Factor Score	Score Change	Regional Rank	Income Rank	Global Rank
Constraints on Government Powers	0.53	-0.01	16/32	45/46	68/142
Absence of Corruption	0.49	-0.01	13/32	45/46	61/142
Open Government	0.53	-0.01	14/32	40/46	60/142
Fundamental Rights	0.59	0.00	16/32	43/46	61/142
Order and Security	0.65	0.01	17/32	46/46	102/142
Regulatory Enforcement	0.49	-0.01	16/32	45/46	72/142
Civil Justice	0.56	-0.01	12/32	43/46	59/142
Criminal Justice	0.31	0.00	23/32	46/46	121/142



* Indicates statistically significant change at the 10 percent level

Low Medium High

Trinidad and Tobago Latin America and Caribbean High



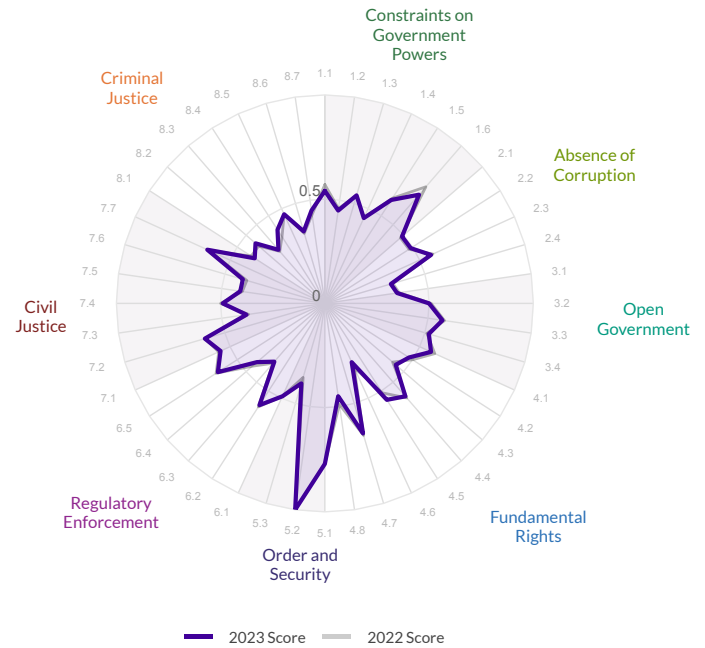
Tunisia

Region: Middle East and North Africa
Income Group: Lower-Middle

The scores range from 0 to 1, where 1 signifies the highest possible score and 0 signifies the lowest possible score.

Overall Score	Regional Rank	Income Rank	Global Rank
0.52	4/9	6/37	72/142
Score Change	Rank Change		
0.00	1 ▲		

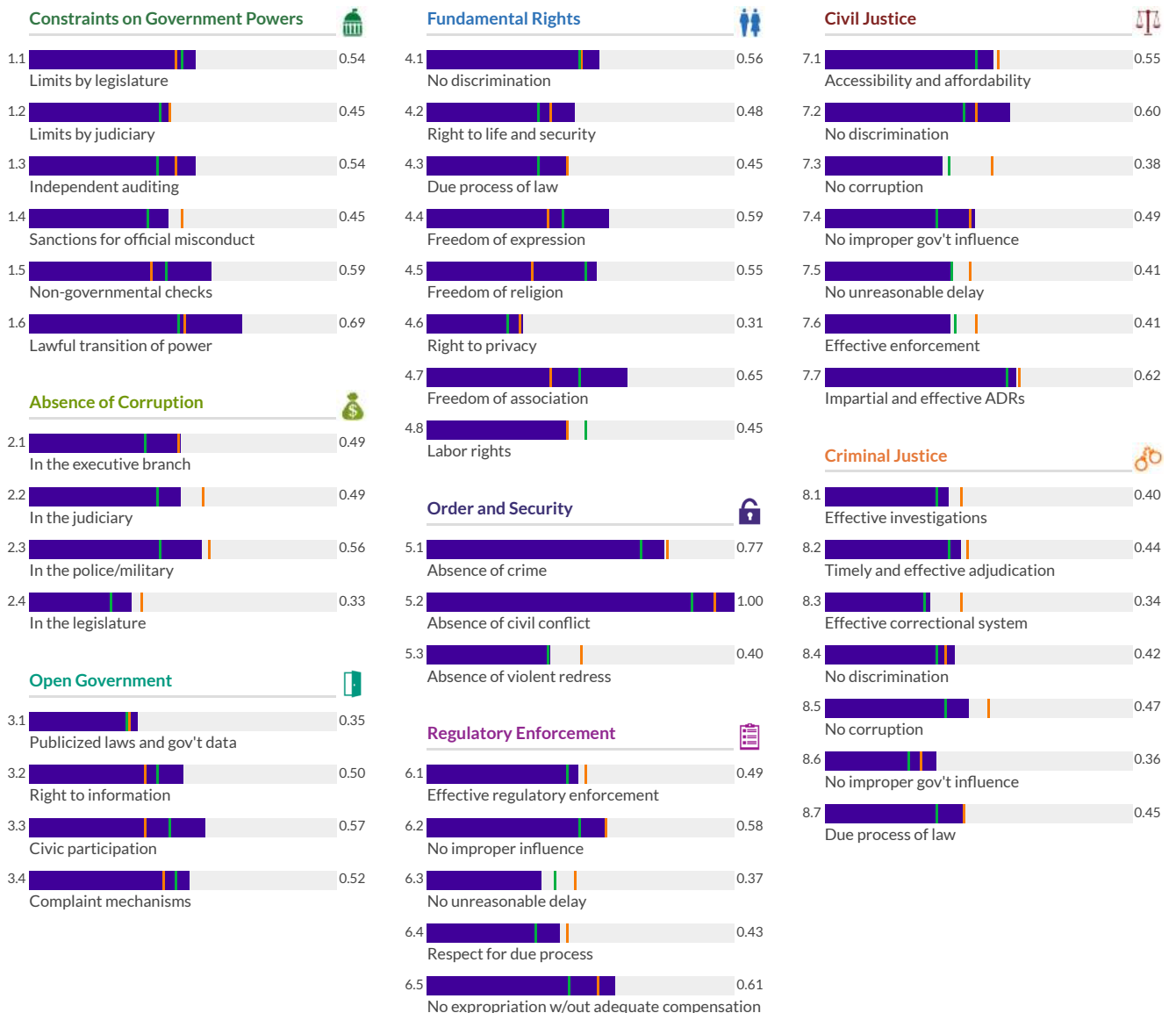
Factor	Score	Score Change	Regional Rank	Income Rank	Global Rank
Constraints on Government Powers	0.54	-0.02	3/9	6/37	64/142
Absence of Corruption	0.47	0.00	4/9	4/37	68/142
Open Government	0.48	0.00	1/9	10/37	75/142
Fundamental Rights	0.51	-0.01	1/9	7/37	84/142
Order and Security	0.72	0.01	5/9	8/37	71/142
Regulatory Enforcement	0.50	-0.01	5/9	6/37	67/142
Civil Justice	0.49	0.01	7/9	10/37	81/142
Criminal Justice	0.41	0.01	4/9	8/37	77/142



* Indicates statistically significant change at the 10 percent level

Low Medium High

Tunisia Middle East and North Africa Lower-Middle



Türkiye

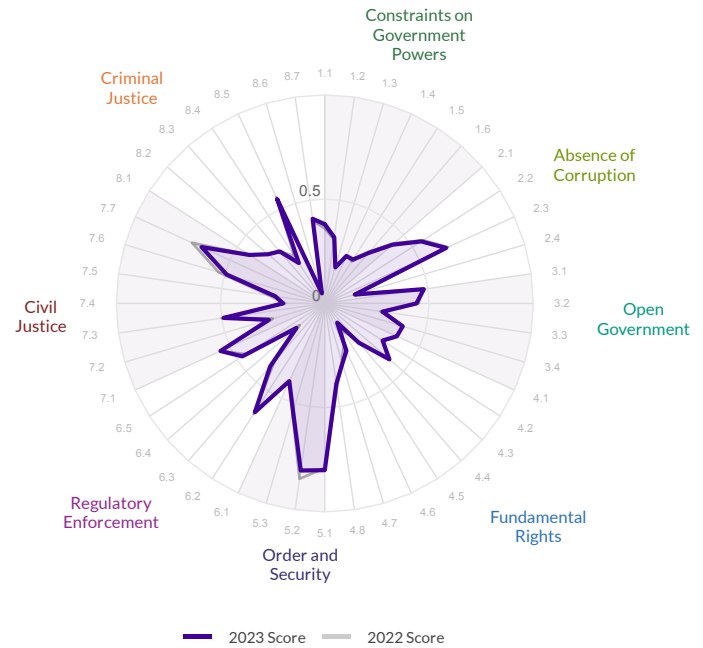
Region: Eastern Europe and Central Asia
Income Group: Upper-Middle

The scores range from 0 to 1, where 1 signifies the highest possible score and 0 signifies the lowest possible score.

Overall Score	Regional Rank	Income Rank	Global Rank
0.41	15/15	39/41	117/142

Score Change	Rank Change
0.00	1 ▲

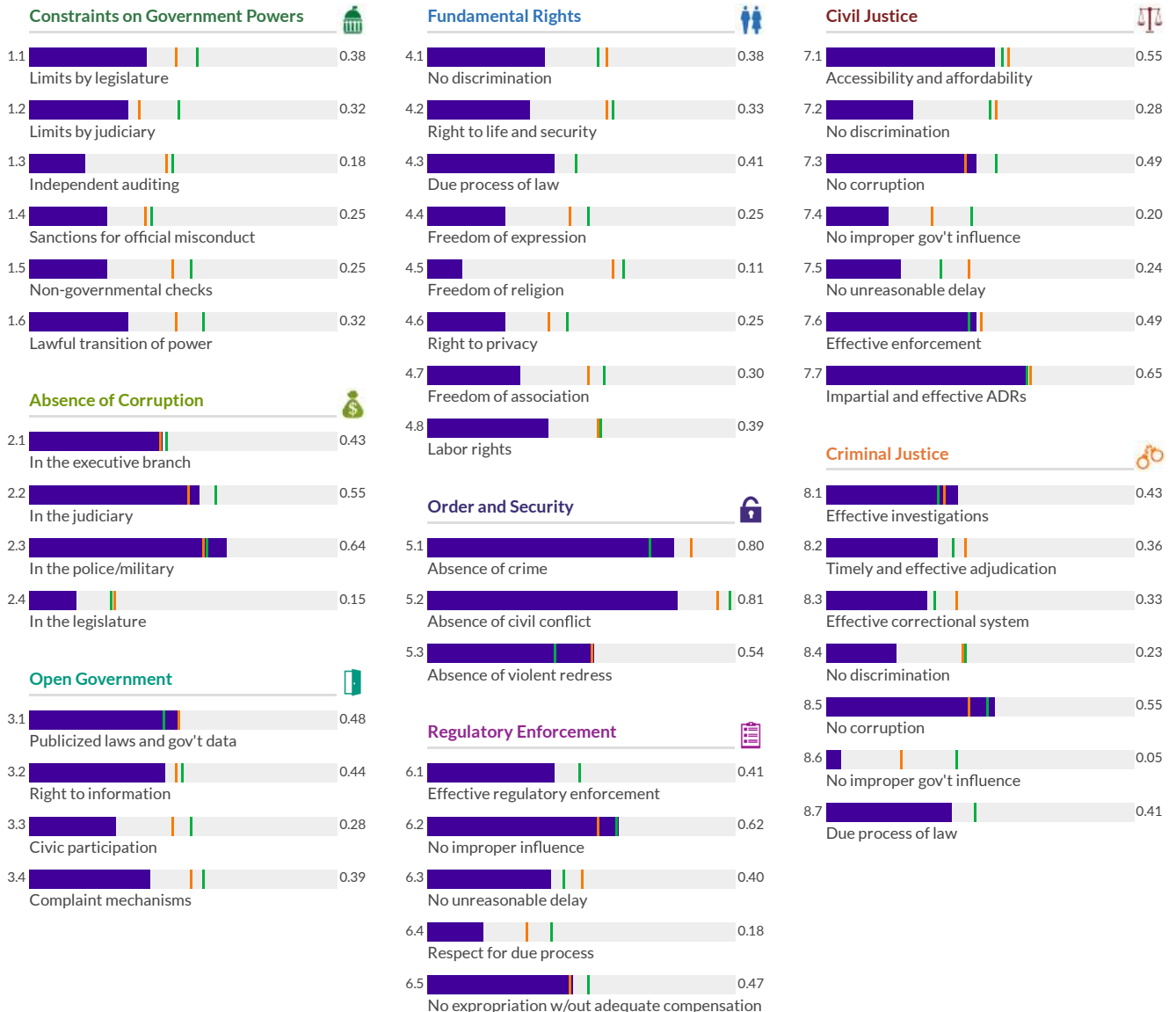
	Factor Score	Score Change	Regional Rank	Income Rank	Global Rank
Constraints on Government Powers	0.28	0.01	14/15	39/41	137/142
Absence of Corruption	0.44	-0.01	8/15	25/41	77/142
Open Government	0.40	0.00	13/15	35/41	107/142
Fundamental Rights	0.30	0.00	15/15	39/41	133/142
Order and Security	0.72	-0.01	13/15	23/41	75/142
Regulatory Enforcement	0.42	0.01	14/15	38/41	116/142
Civil Justice	0.41	-0.01	15/15	36/41	119/142
Criminal Justice	0.34	-0.01	13/15	31/41	107/142



* Indicates statistically significant change at the 10 percent level

Low Medium High

Türkiye Eastern Europe and Central Asia Upper-Middle



Uganda

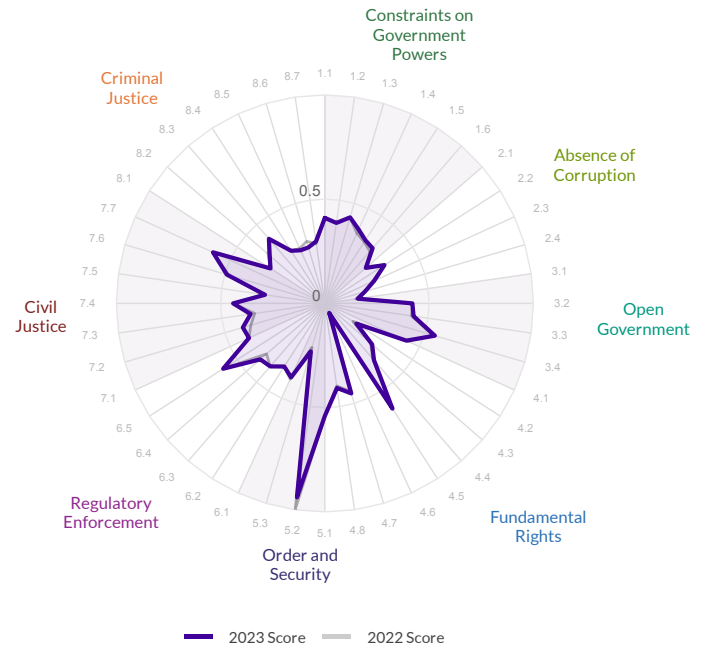
Region: Sub-Saharan Africa
Income Group: Low

The scores range from 0 to 1, where 1 signifies the highest possible score and 0 signifies the lowest possible score.

Overall Score	Regional Rank	Income Rank	Global Rank
0.39	28/34	13/18	125/142

Score Change	Rank Change
0.00	5▲

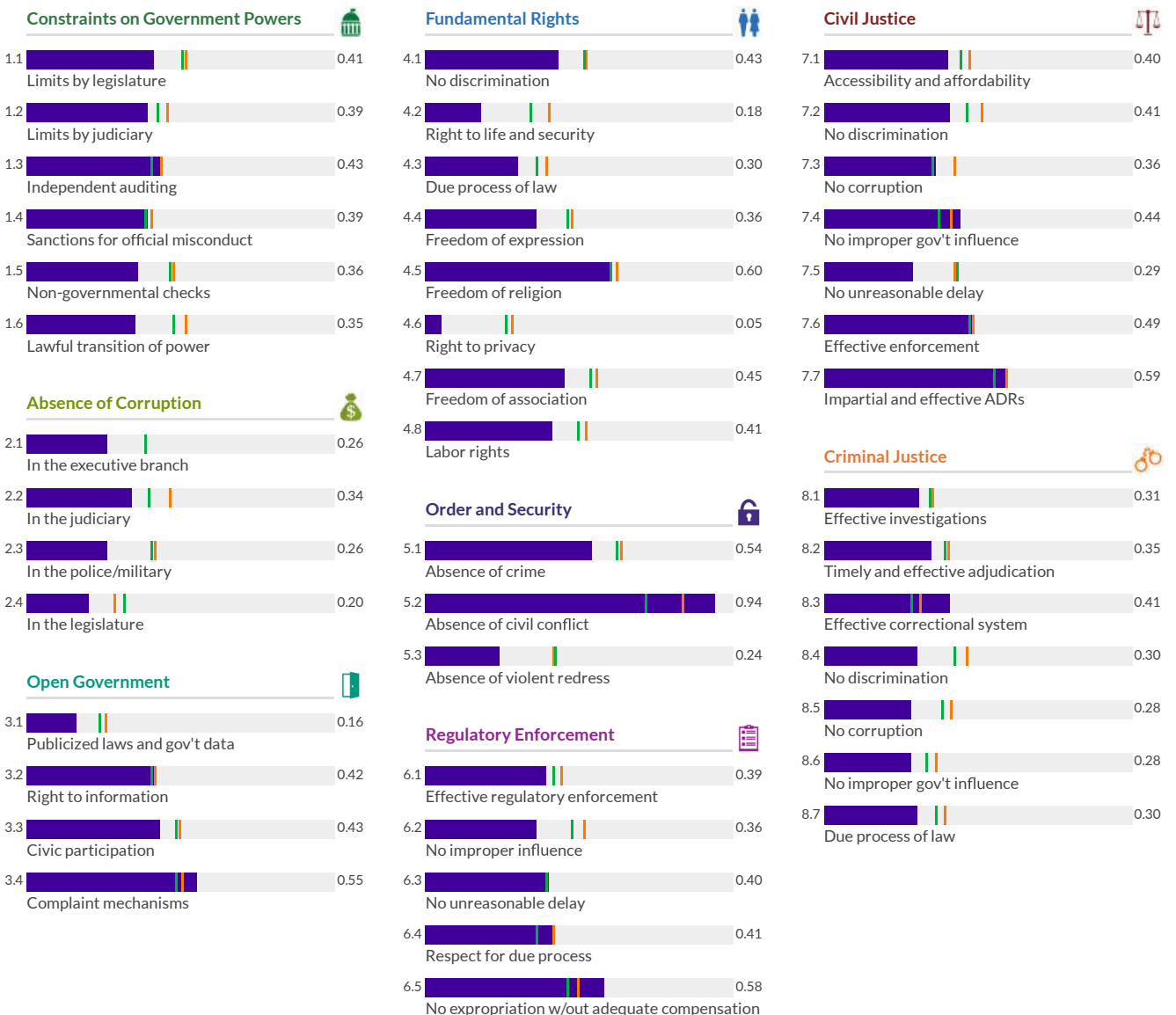
	Factor Score	Score Change	Regional Rank	Income Rank	Global Rank
Constraints on Government Powers	0.39	0.01	24/34	13/18	114/142
Absence of Corruption	0.26	0.00	31/34	17/18	135/142
Open Government	0.39	0.00	17/34	8/18	112/142
Fundamental Rights	0.35	0.00	31/34	15/18	129/142
Order and Security	0.57	-0.01*	26/34	11/18	128/142
Regulatory Enforcement	0.43	0.00	20/34	7/18	111/142
Civil Justice	0.42	0.01	24/34	10/18	115/142
Criminal Justice	0.32	-0.01	27/34	13/18	119/142



* Indicates statistically significant change at the 10 percent level

Low Medium High

Uganda Sub-Saharan Africa Low



Ukraine

Region: Eastern Europe and Central Asia
Income Group: Lower-Middle

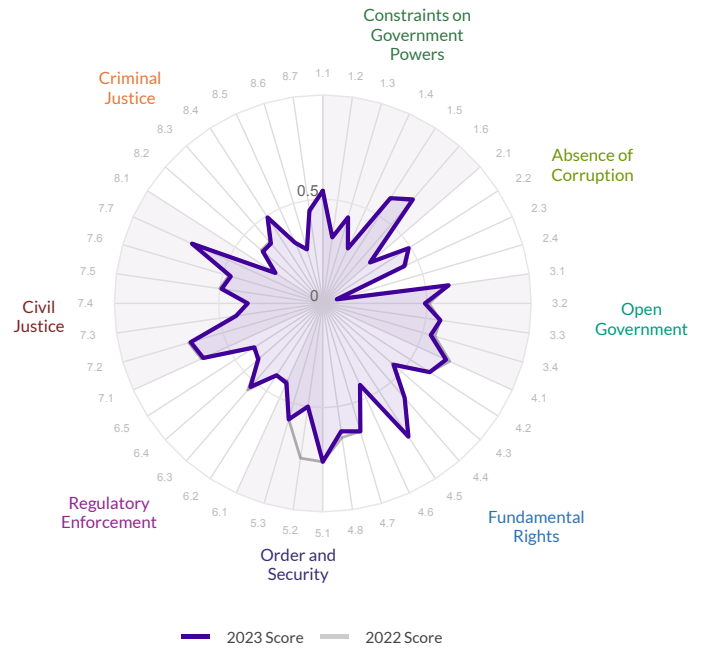
The scores range from 0 to 1, where 1 signifies the highest possible score and 0 signifies the lowest possible score.

Overall Score	Regional Rank	Income Rank	Global Rank
0.49	9/15	12/37	89/142
Score Change	Rank Change		
-0.01	-11		

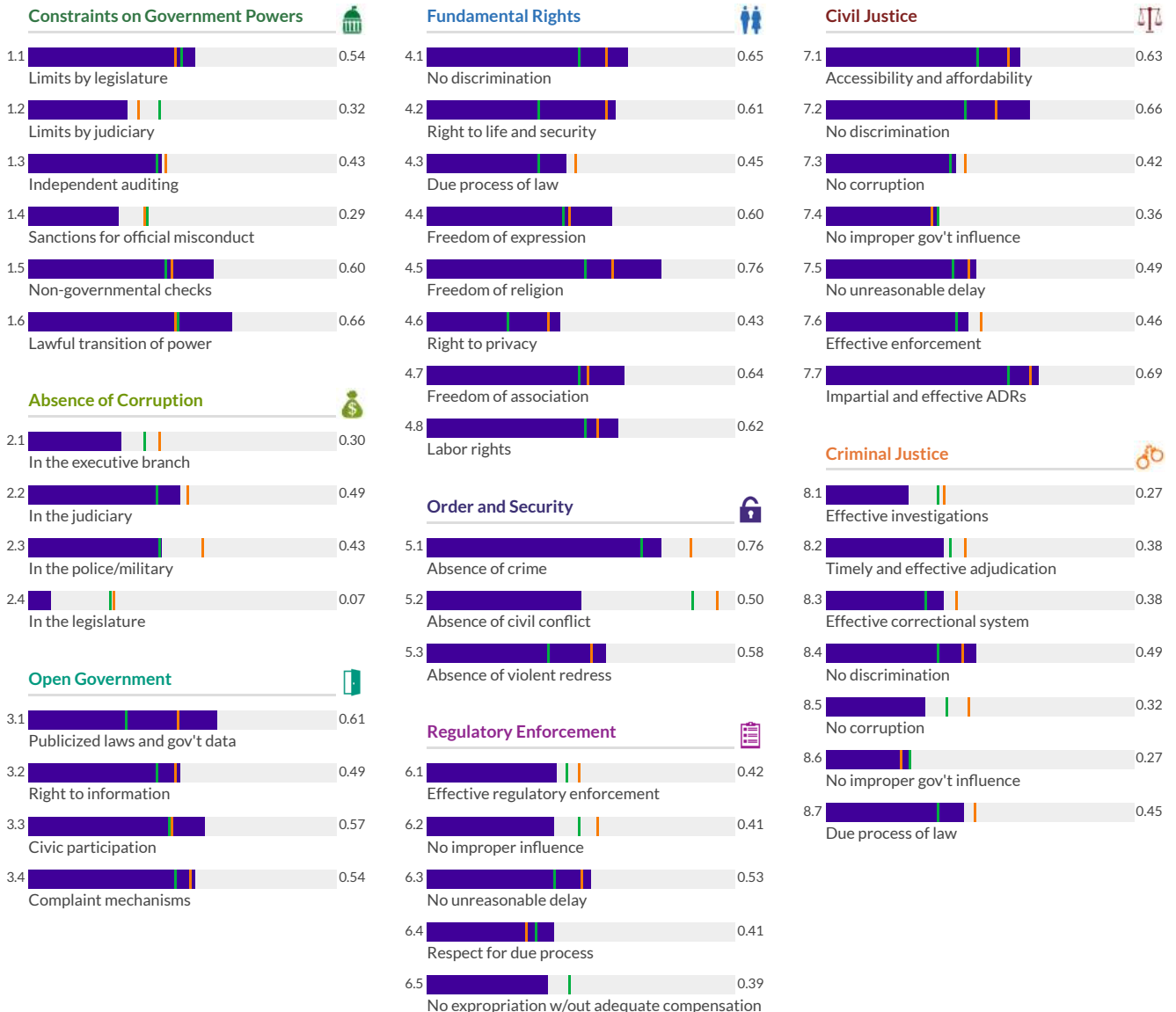
Factor	Score	Score Change	Regional Rank	Income Rank	Global Rank
Constraints on Government Powers	0.47	0.00	5/15	16/37	94/142
Absence of Corruption	0.33	0.00	14/15	24/37	118/142
Open Government	0.55	-0.01	4/15	3/37	55/142
Fundamental Rights	0.59	-0.01	5/15	1/37	59/142
Order and Security	0.61	-0.08*	15/15	29/37	118/142
Regulatory Enforcement	0.43	0.00	12/15	21/37	108/142
Civil Justice	0.53	-0.01	5/15	5/37	69/142
Criminal Justice	0.36	0.00	12/15	17/37	97/142

* Indicates statistically significant change at the 10 percent level

Low Medium High



Ukraine Eastern Europe and Central Asia Lower-Middle



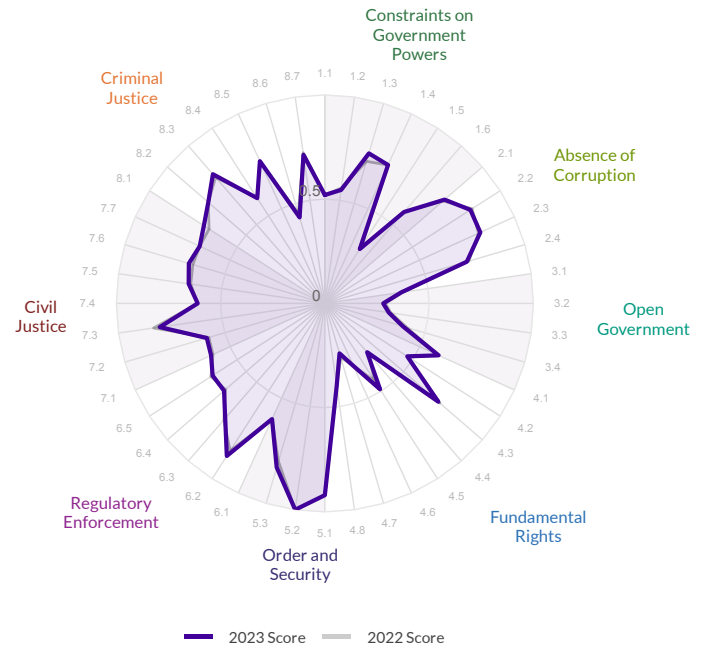
United Arab Emirates

Region: Middle East and North Africa
Income Group: High

The scores range from 0 to 1, where 1 signifies the highest possible score and 0 signifies the lowest possible score.

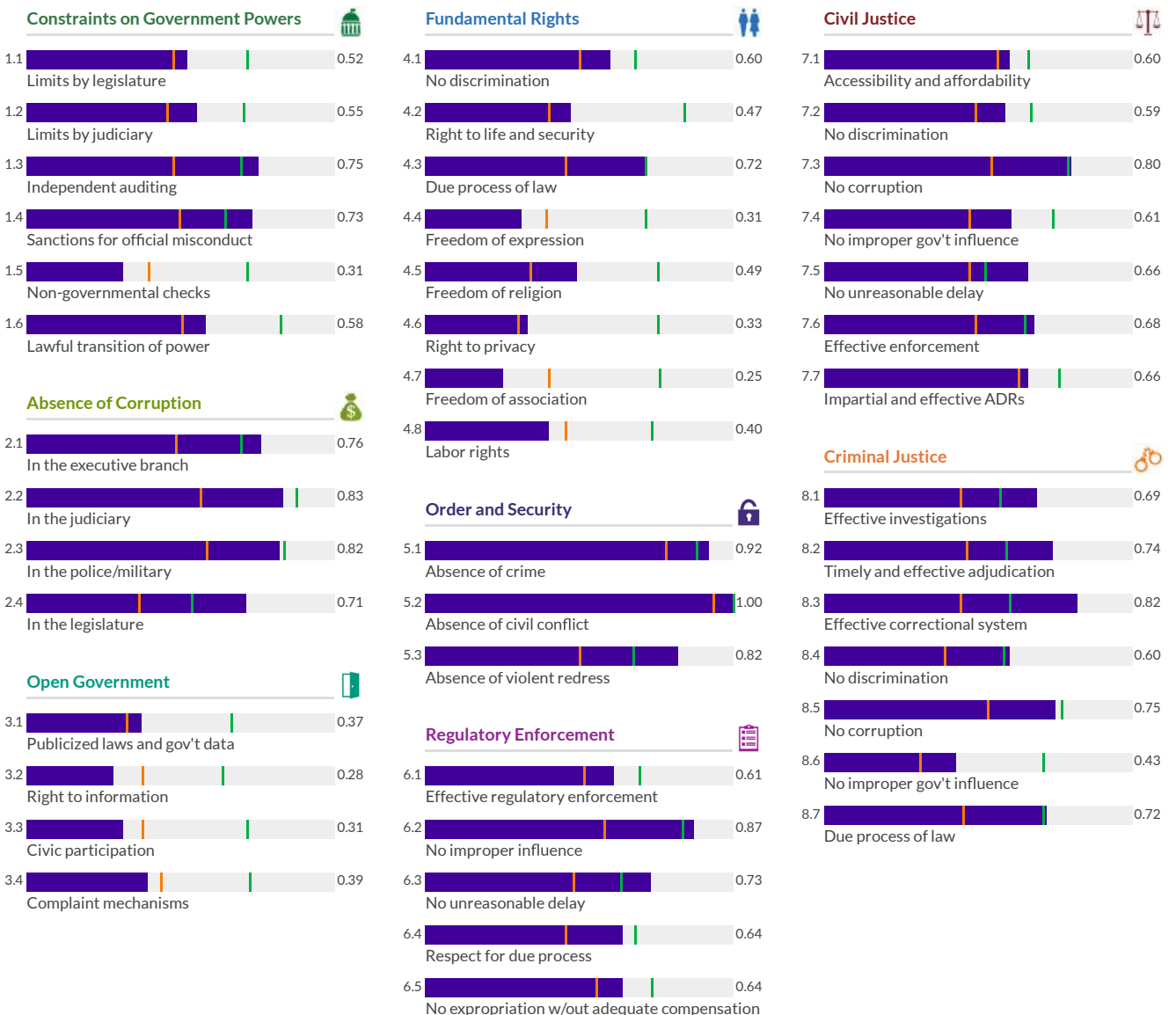
Overall Score	Regional Rank	Income Rank	Global Rank
0.64	1/9	36/46	37/142
Score Change	Rank Change		
0.00	0		

	Factor Score	Score Change	Regional Rank	Income Rank	Global Rank
Constraints on Government Powers	0.57	0.00	1/9	40/46	54/142
Absence of Corruption	0.78	0.00	1/9	19/46	19/142
Open Government	0.34	-0.01	7/9	46/46	129/142
Fundamental Rights	0.45	0.00	5/9	46/46	108/142
Order and Security	0.91	0.01	1/9	10/46	10/142
Regulatory Enforcement	0.70	0.00	1/9	26/46	26/142
Civil Justice	0.66	0.00	1/9	28/46	28/142
Criminal Justice	0.68	0.00	1/9	24/46	24/142



* Indicates statistically significant change at the 10 percent level

United Arab Emirates Middle East and North Africa High



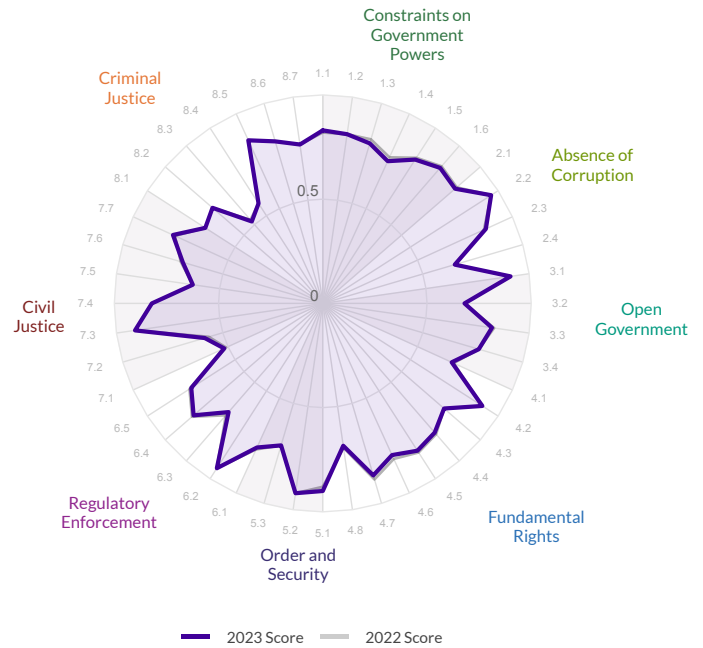
United Kingdom

Region: EU, EFTA, and North America
Income Group: High

The scores range from 0 to 1, where 1 signifies the highest possible score and 0 signifies the lowest possible score.

Overall Score	Regional Rank	Income Rank	Global Rank
0.78	12/31	15/46	15/142
Score Change	Rank Change		
0.00	0		

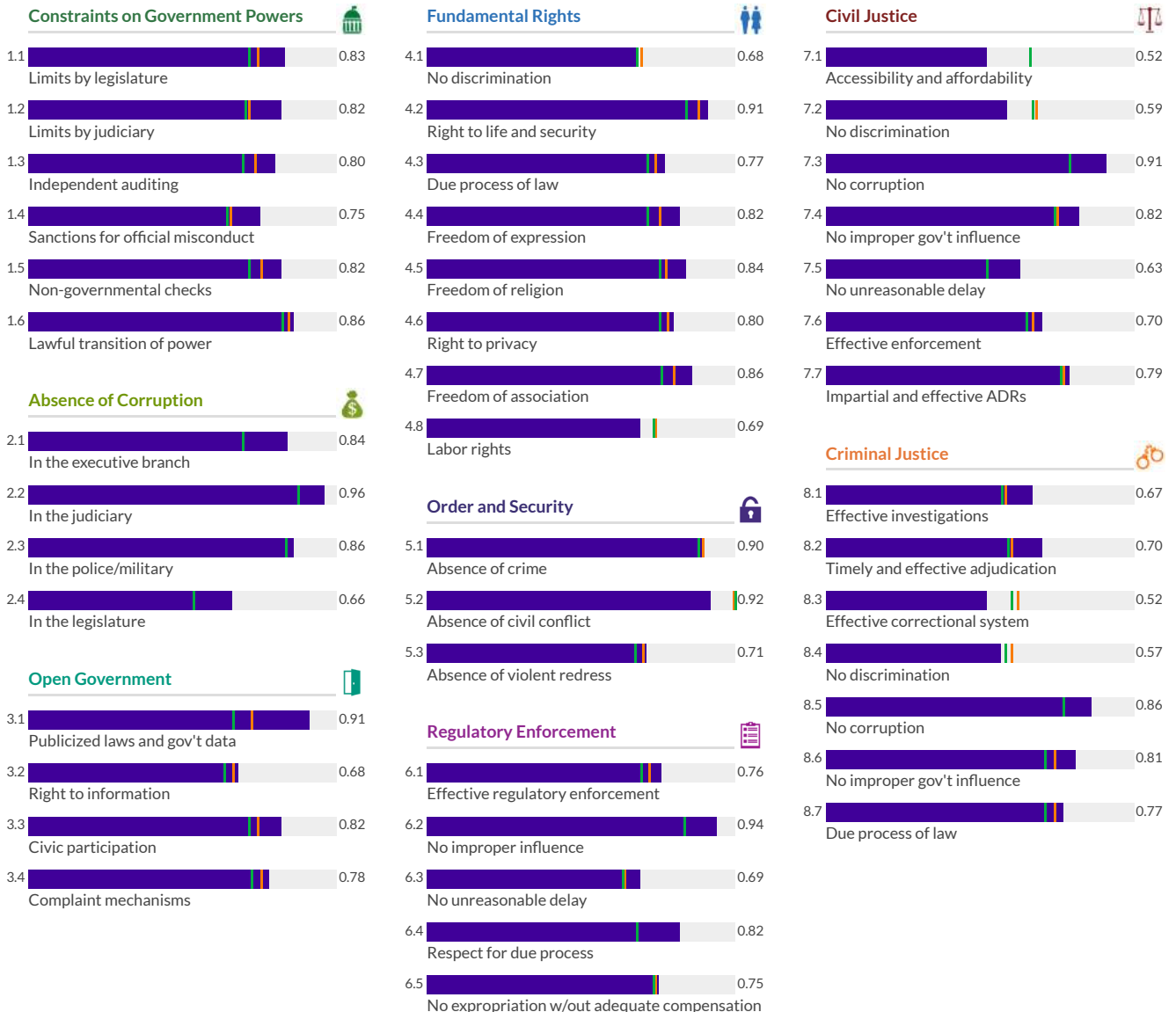
	Factor Score	Score Change	Regional Rank	Income Rank	Global Rank
Constraints on Government Powers	0.81	-0.01	13/31	15/46	15/142
Absence of Corruption	0.83	0.00	8/31	11/46	11/142
Open Government	0.79	-0.01	10/31	12/46	12/142
Fundamental Rights	0.80	-0.01	13/31	15/46	15/142
Order and Security	0.84	0.00	20/31	28/46	30/142
Regulatory Enforcement	0.79	-0.01	13/31	18/46	18/142
Civil Justice	0.71	0.00	13/31	19/46	19/142
Criminal Justice	0.70	0.00	13/31	18/46	18/142



* Indicates statistically significant change at the 10 percent level

Low Medium High

United Kingdom EU, EFTA, and North America High



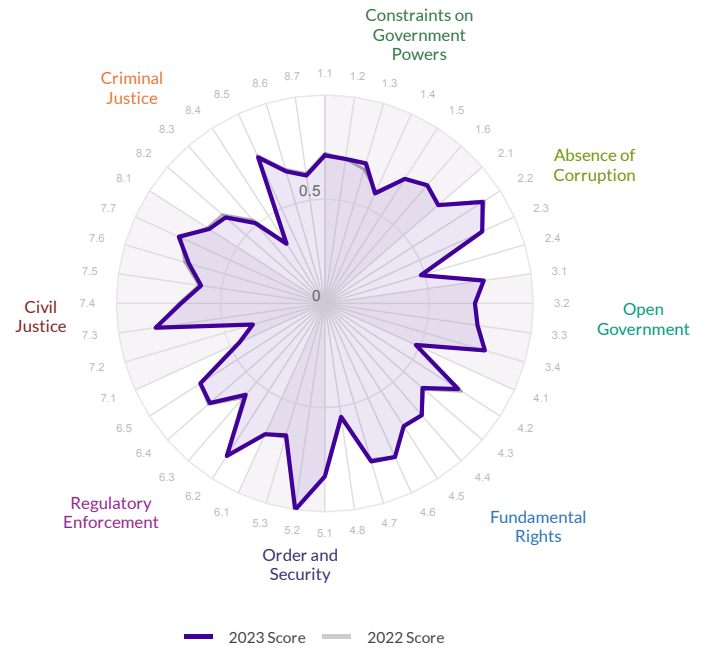
United States

Region: EU, EFTA, and North America
Income Group: High

The scores range from 0 to 1, where 1 signifies the highest possible score and 0 signifies the lowest possible score.

Overall Score	Regional Rank	Income Rank	Global Rank
0.70	19/31	26/46	26/142
Score Change	Rank Change		
0.00	0		

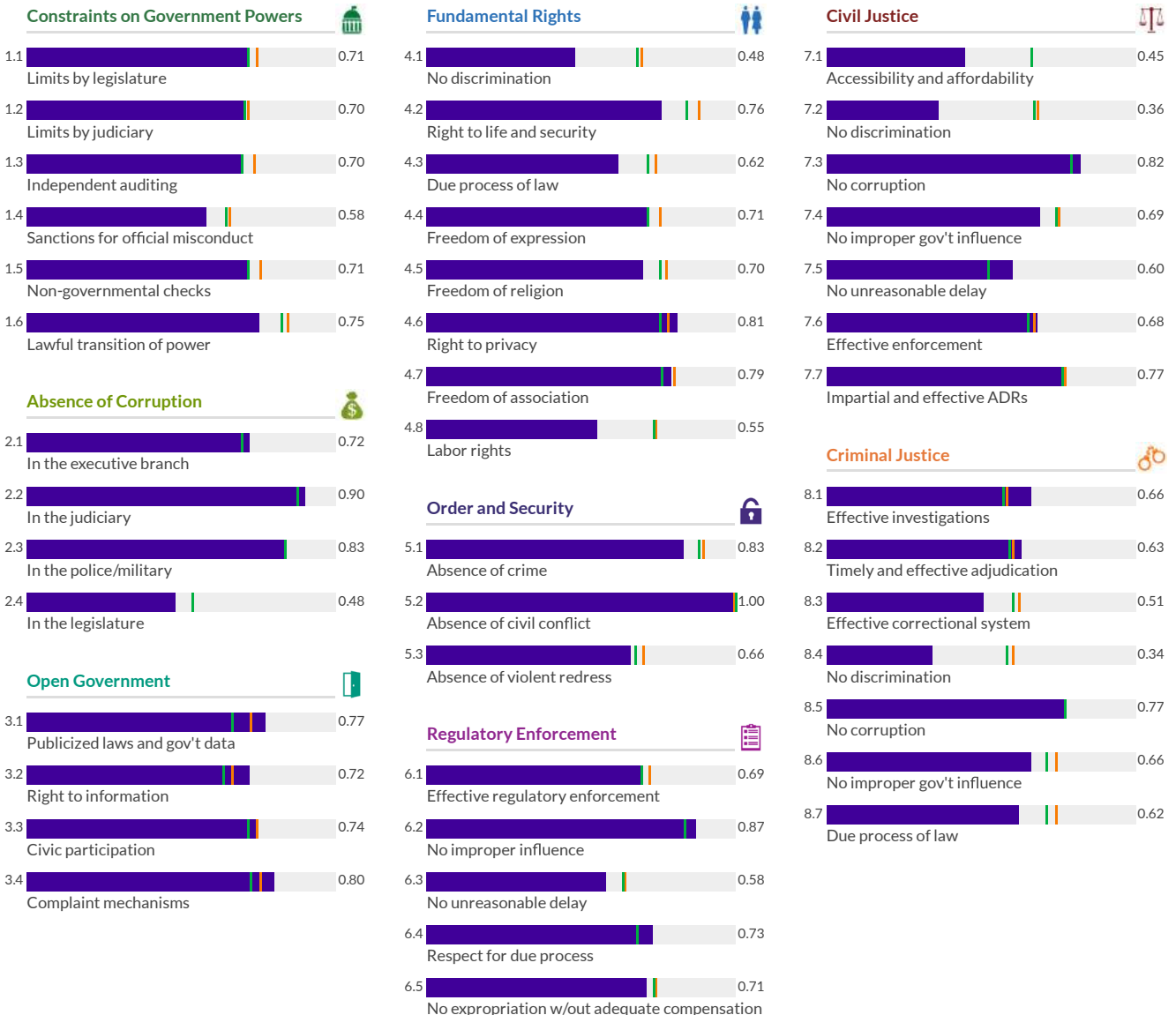
	Factor Score	Score Change	Regional Rank	Income Rank	Global Rank
Constraints on Government Powers	0.69	0.00	21/31	27/46	28/142
Absence of Corruption	0.73	0.00	15/31	22/46	22/142
Open Government	0.76	0.00	13/31	15/46	15/142
Fundamental Rights	0.68	0.00	26/31	35/46	38/142
Order and Security	0.83	-0.01	22/31	30/46	33/142
Regulatory Enforcement	0.72	0.00	16/31	22/46	22/142
Civil Justice	0.62	-0.01	22/31	33/46	38/142
Criminal Justice	0.60	-0.01	22/31	29/46	29/142



* Indicates statistically significant change at the 10 percent level

Low Medium High

United States EU, EFTA, and North America High

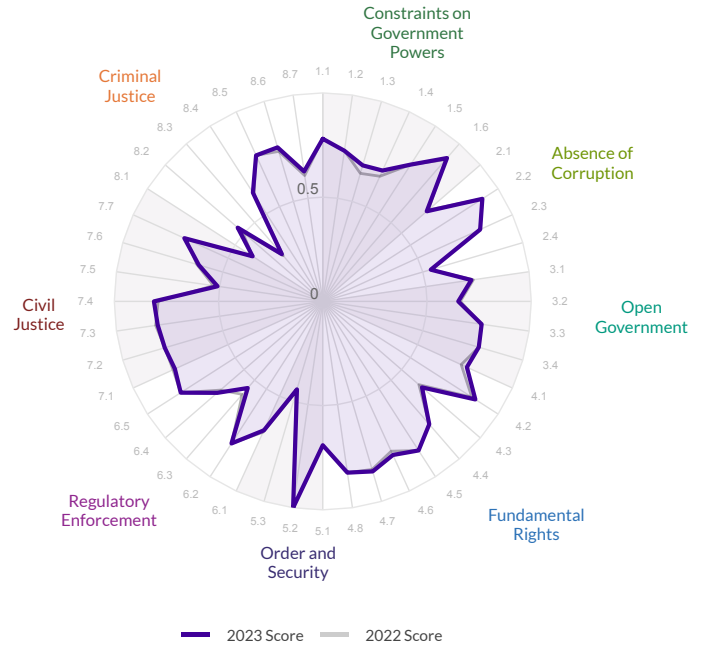


Uruguay

The scores range from 0 to 1, where 1 signifies the highest possible score and 0 signifies the lowest possible score.

Overall Score	Regional Rank	Income Rank	Global Rank
0.72	1/32	25/46	25/142
Score Change	Rank Change		
0.00	0		

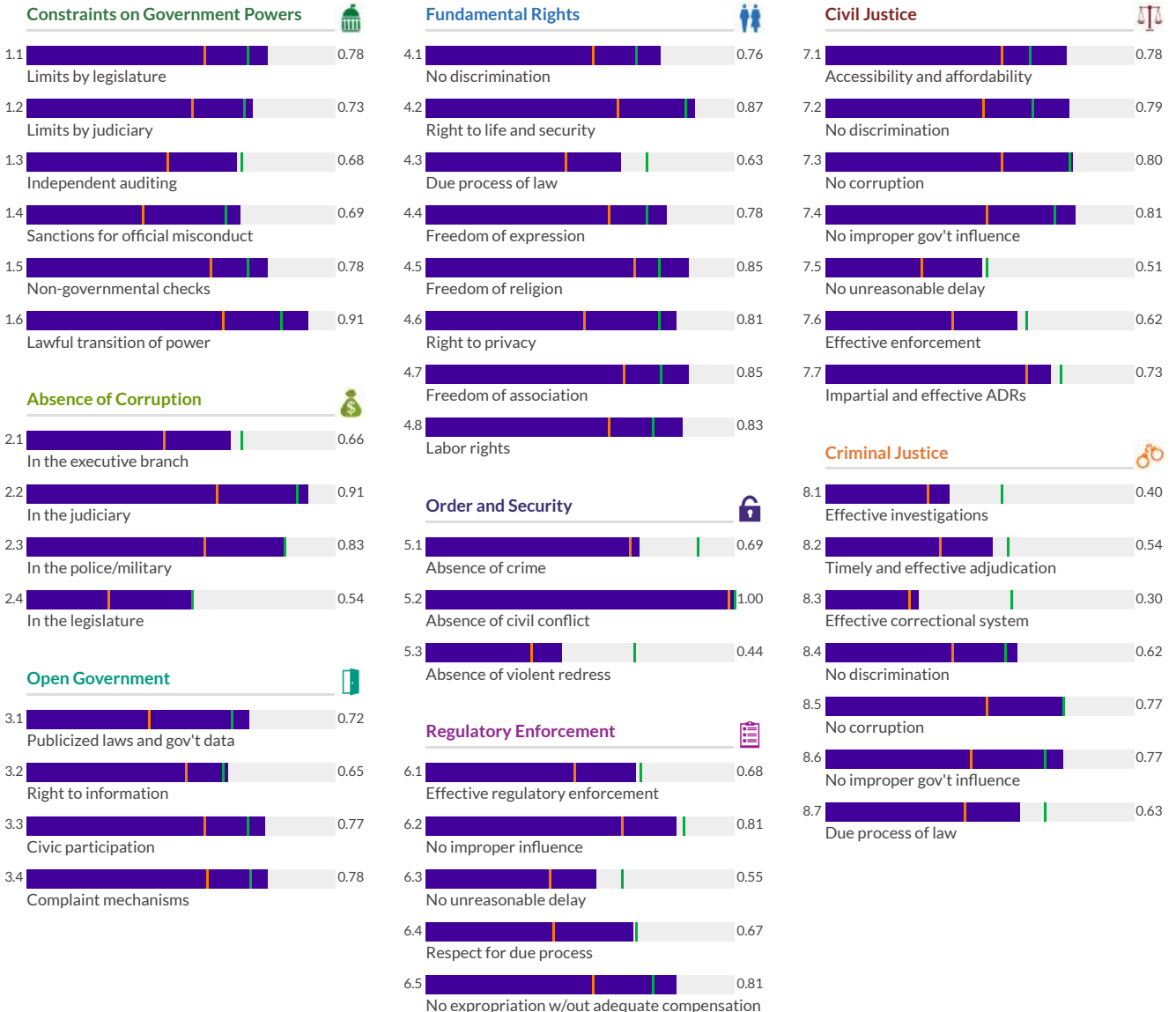
Factor	Score	Score Change	Regional Rank	Income Rank	Global Rank
Constraints on Government Powers	0.76	0.01	2/32	17/46	18/142
Absence of Corruption	0.73	0.00	1/32	21/46	21/142
Open Government	0.73	0.00	1/32	18/46	18/142
Fundamental Rights	0.80	0.01	1/32	14/46	14/142
Order and Security	0.71	-0.01	10/32	43/46	78/142
Regulatory Enforcement	0.71	0.00	1/32	25/46	25/142
Civil Justice	0.72	0.00	1/32	18/46	18/142
Criminal Justice	0.58	0.01	6/32	35/46	38/142



* Indicates statistically significant change at the 10 percent level

Low Medium High

Uruguay Latin America and Caribbean High



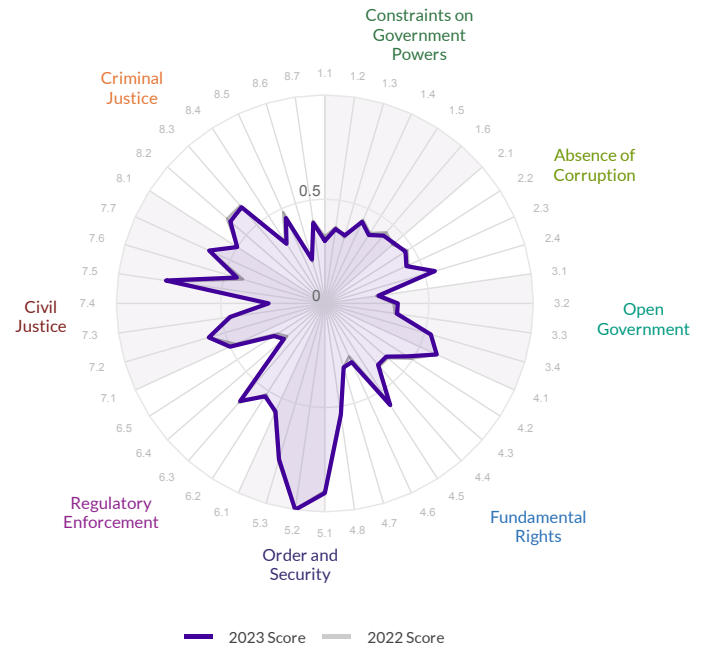
Uzbekistan

Region: Eastern Europe and Central Asia
Income Group: Lower-Middle

The scores range from 0 to 1, where 1 signifies the highest possible score and 0 signifies the lowest possible score.

Overall Score	Regional Rank	Income Rank	Global Rank
0.50	8/15	8/37	78/142
Score Change	Rank Change		
0.00	2▲		

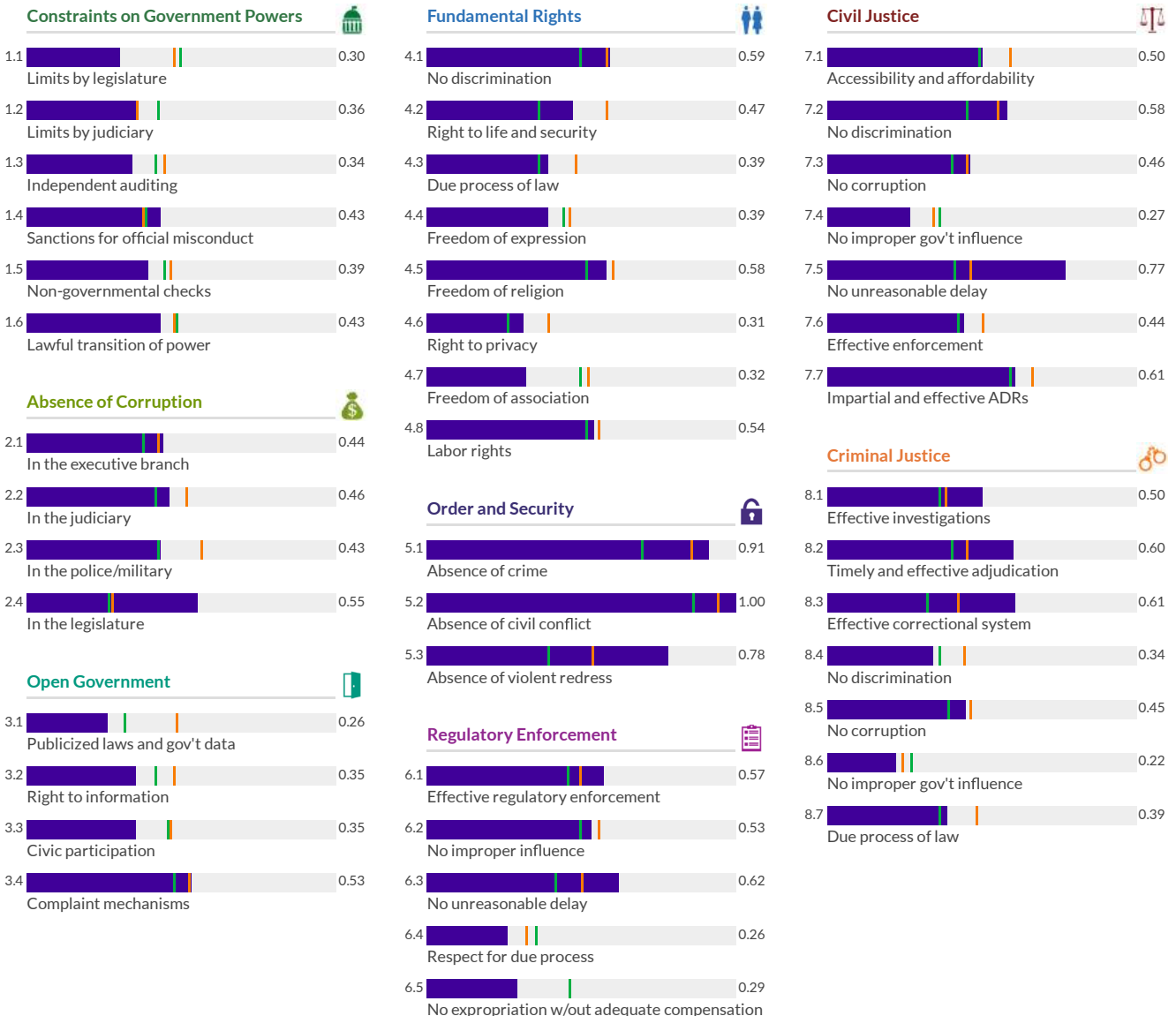
Factor	Score	Score Change	Regional Rank	Income Rank	Global Rank
Constraints on Government Powers	0.38	-0.01	11/15	25/37	119/142
Absence of Corruption	0.47	0.00	6/15	3/37	66/142
Open Government	0.37	0.01	14/15	25/37	119/142
Fundamental Rights	0.45	0.00	12/15	17/37	109/142
Order and Security	0.90	0.00	1/15	1/37	17/142
Regulatory Enforcement	0.45	0.01	10/15	15/37	99/142
Civil Justice	0.52	0.01	6/15	7/37	74/142
Criminal Justice	0.44	-0.01	6/15	6/37	71/142



* Indicates statistically significant change at the 10 percent level

Low Medium High

Uzbekistan Eastern Europe and Central Asia Lower-Middle



Venezuela, RB

Region: Latin America and Caribbean
Income Group: Upper-Middle

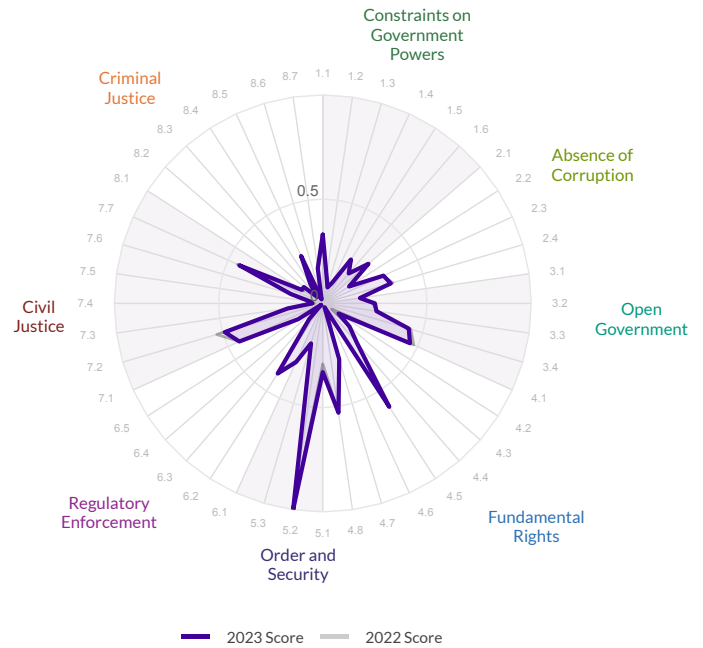
The scores range from 0 to 1, where 1 signifies the highest possible score and 0 signifies the lowest possible score.

Overall Score	Regional Rank	Income Rank	Global Rank
0.26	32/32	41/41	142/142
Score Change	Rank Change		
0.00	0		

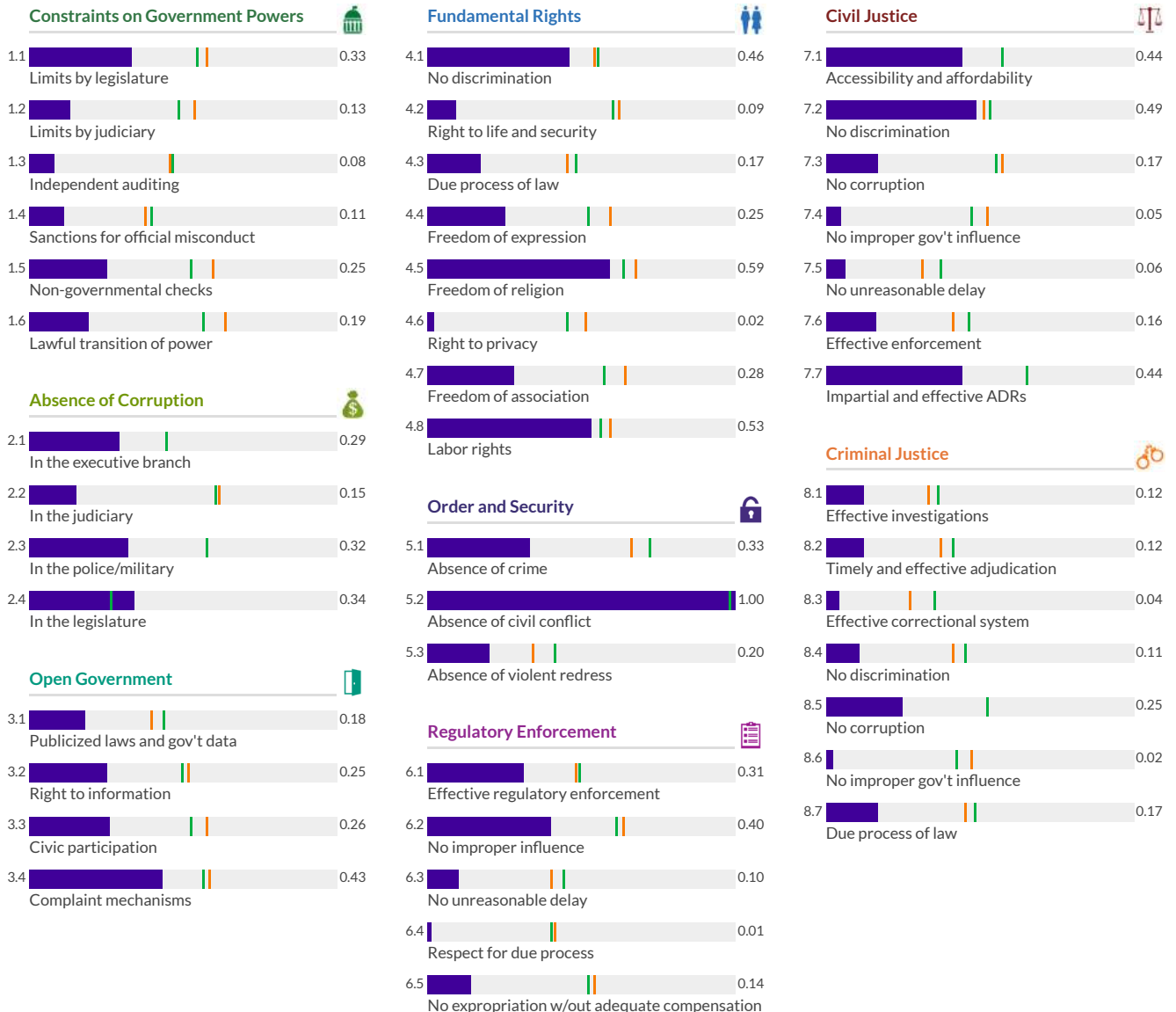
	Factor Score	Score Change	Regional Rank	Income Rank	Global Rank
Constraints on Government Powers	0.18	0.01	32/32	41/41	142/142
Absence of Corruption	0.28	0.00	29/32	39/41	132/142
Open Government	0.28	0.00	32/32	41/41	139/142
Fundamental Rights	0.30	0.00	31/32	40/41	134/142
Order and Security	0.51	0.01*	30/32	40/41	132/142
Regulatory Enforcement	0.19	0.01	32/32	41/41	142/142
Civil Justice	0.26	-0.01	32/32	41/41	141/142
Criminal Justice	0.12	0.00	32/32	41/41	142/142

* Indicates statistically significant change at the 10 percent level

Low Medium High



Venezuela, RB Latin America and Caribbean Upper-Middle



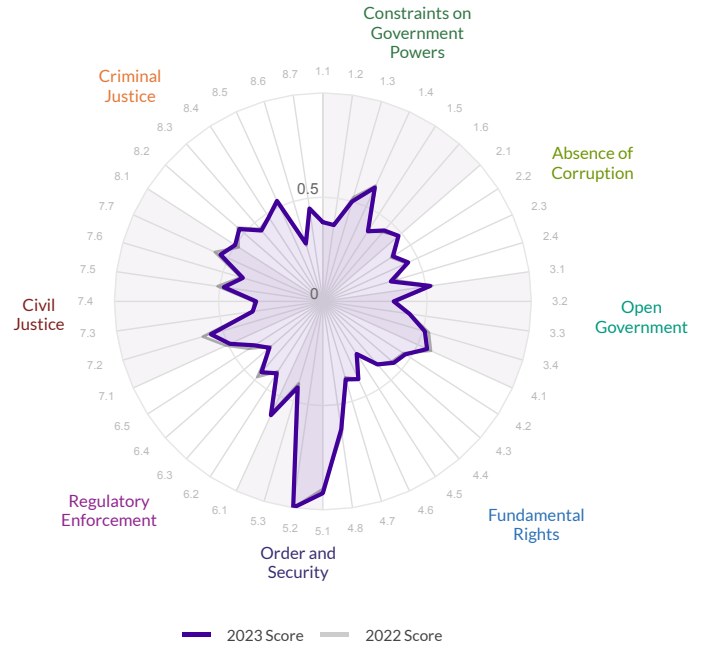
Vietnam

Region: East Asia and Pacific
Income Group: Lower-Middle

The scores range from 0 to 1, where 1 signifies the highest possible score and 0 signifies the lowest possible score.

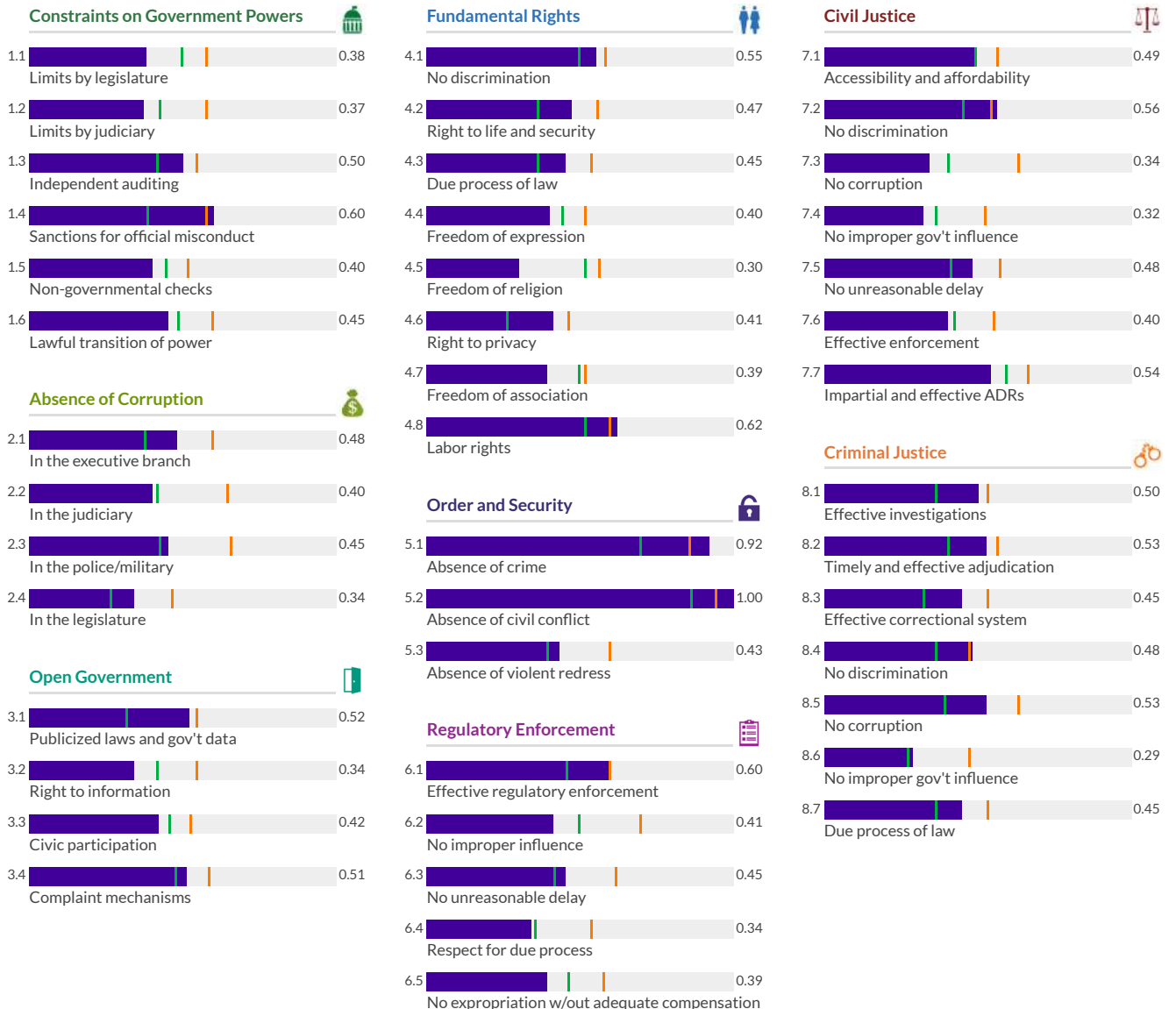
Overall Score	Regional Rank	Income Rank	Global Rank
0.49	11/15	11/37	87/142
Score Change	Rank Change		
0.00	-1		

	Factor Score	Score Change	Regional Rank	Income Rank	Global Rank
Constraints on Government Powers	0.45	0.00	12/15	19/37	102/142
Absence of Corruption	0.42	0.00	13/15	11/37	89/142
Open Government	0.45	-0.02	11/15	14/37	96/142
Fundamental Rights	0.45	0.00	11/15	18/37	110/142
Order and Security	0.78	0.01	9/15	2/37	51/142
Regulatory Enforcement	0.44	0.00	13/15	18/37	104/142
Civil Justice	0.45	-0.02	13/15	19/37	104/142
Criminal Justice	0.46	0.01	9/15	3/37	66/142



* Indicates statistically significant change at the 10 percent level

Legend: Vietnam (dark purple), East Asia and Pacific (orange), Lower-Middle (green)



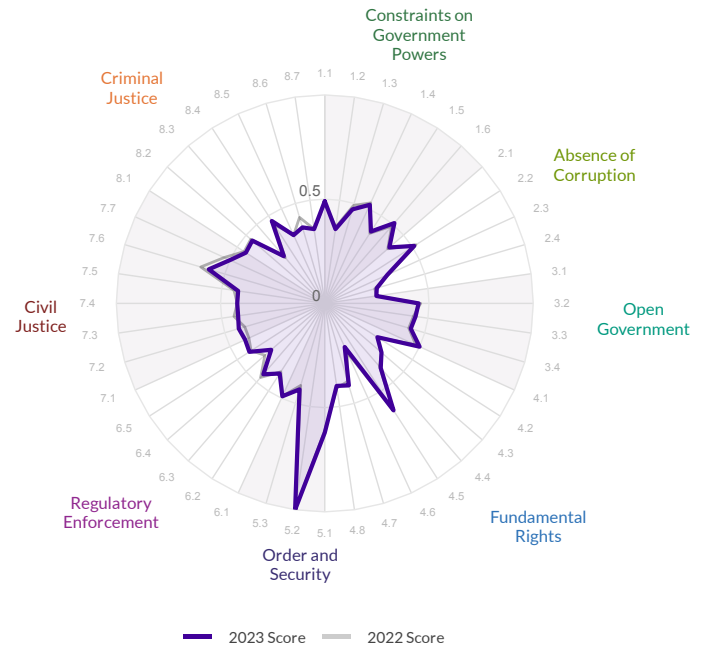
Zambia

Region: Sub-Saharan Africa
Income Group: Low

The scores range from 0 to 1, where 1 signifies the highest possible score and 0 signifies the lowest possible score.

Overall Score	Regional Rank	Income Rank	Global Rank
0.45	15/34	6/18	105/142
Score Change	Rank Change		
0.00	0		

	Factor Score	Score Change	Regional Rank	Income Rank	Global Rank
Constraints on Government Powers	0.46	0.00	17/34	7/18	98/142
Absence of Corruption	0.38	0.00	17/34	8/18	104/142
Open Government	0.39	0.00	15/34	7/18	110/142
Fundamental Rights	0.40	0.00	25/34	13/18	119/142
Order and Security	0.69	0.01	13/34	6/18	90/142
Regulatory Enforcement	0.43	0.00	21/34	8/18	113/142
Civil Justice	0.46	-0.01	15/34	5/18	98/142
Criminal Justice	0.40	-0.01	12/34	5/18	84/142



* Indicates statistically significant change at the 10 percent level

Low Medium High

Zambia Sub-Saharan Africa Low

Factor	Score	Sub-Saharan Africa	Low
Constraints on Government Powers	0.49		
1.1 Limits by legislature	0.49		
1.2 Limits by judiciary	0.36		
1.3 Independent auditing	0.47		
1.4 Sanctions for official misconduct	0.52		
1.5 Non-governmental checks	0.41		
1.6 Lawful transition of power	0.51		
Absence of Corruption	0.41		
2.1 In the executive branch	0.41		
2.2 In the judiciary	0.51		
2.3 In the police/military	0.33		
2.4 In the legislature	0.26		
Open Government	0.45		
3.1 Publicized laws and gov't data	0.25		
3.2 Right to information	0.45		
3.3 Civic participation	0.44		
3.4 Complaint mechanisms	0.43		
Fundamental Rights	0.50		
4.1 No discrimination	0.50		
4.2 Right to life and security	0.30		
4.3 Due process of law	0.36		
4.4 Freedom of expression	0.41		
4.5 Freedom of religion	0.61		
4.6 Right to privacy	0.23		
4.7 Freedom of association	0.41		
4.8 Labor rights	0.40		
Order and Security	0.62		
5.1 Absence of crime	0.62		
5.2 Absence of civil conflict	1.00		
5.3 Absence of violent redress	0.43		
Regulatory Enforcement	0.49		
6.1 Effective regulatory enforcement	0.49		
6.2 No improper influence	0.40		
6.3 No unreasonable delay	0.45		
6.4 Respect for due process	0.34		
6.5 No expropriation w/out adequate compensation	0.43		
Civil Justice	0.42		
7.1 Accessibility and affordability	0.42		
7.2 No discrimination	0.43		
7.3 No corruption	0.42		
7.4 No improper gov't influence	0.42		
7.5 No unreasonable delay	0.42		
7.6 Effective enforcement	0.58		
7.7 Impartial and effective ADRs	0.50		
Criminal Justice	0.45		
8.1 Effective investigations	0.45		
8.2 Timely and effective adjudication	0.46		
8.3 Effective correctional system	0.30		
8.4 No discrimination	0.47		
8.5 No corruption	0.36		
8.6 No improper gov't influence	0.38		
8.7 Due process of law	0.36		

Zimbabwe

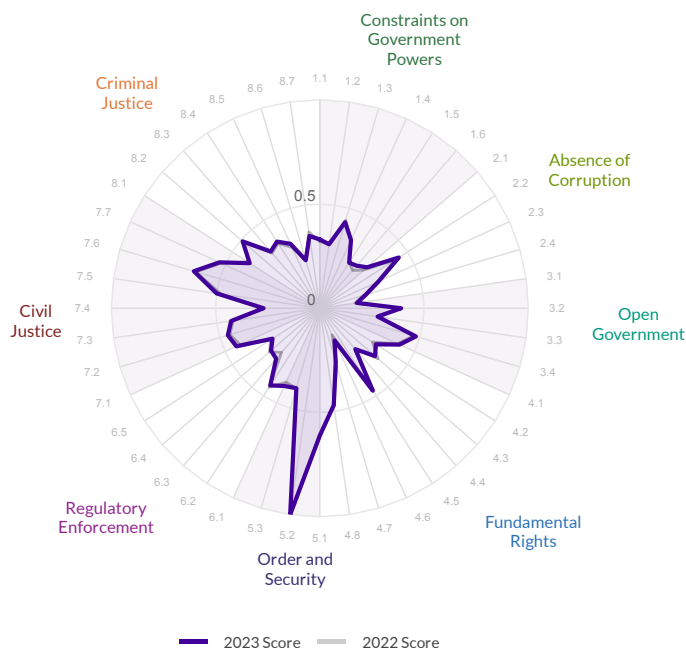
Region: Sub-Saharan Africa
Income Group: Lower-Middle

The scores range from 0 to 1, where 1 signifies the highest possible score and 0 signifies the lowest possible score.

Overall Score	Regional Rank	Income Rank	Global Rank
0.40	26/34	26/37	123/142

Score Change	Rank Change
0.01 ▲	3 ▲

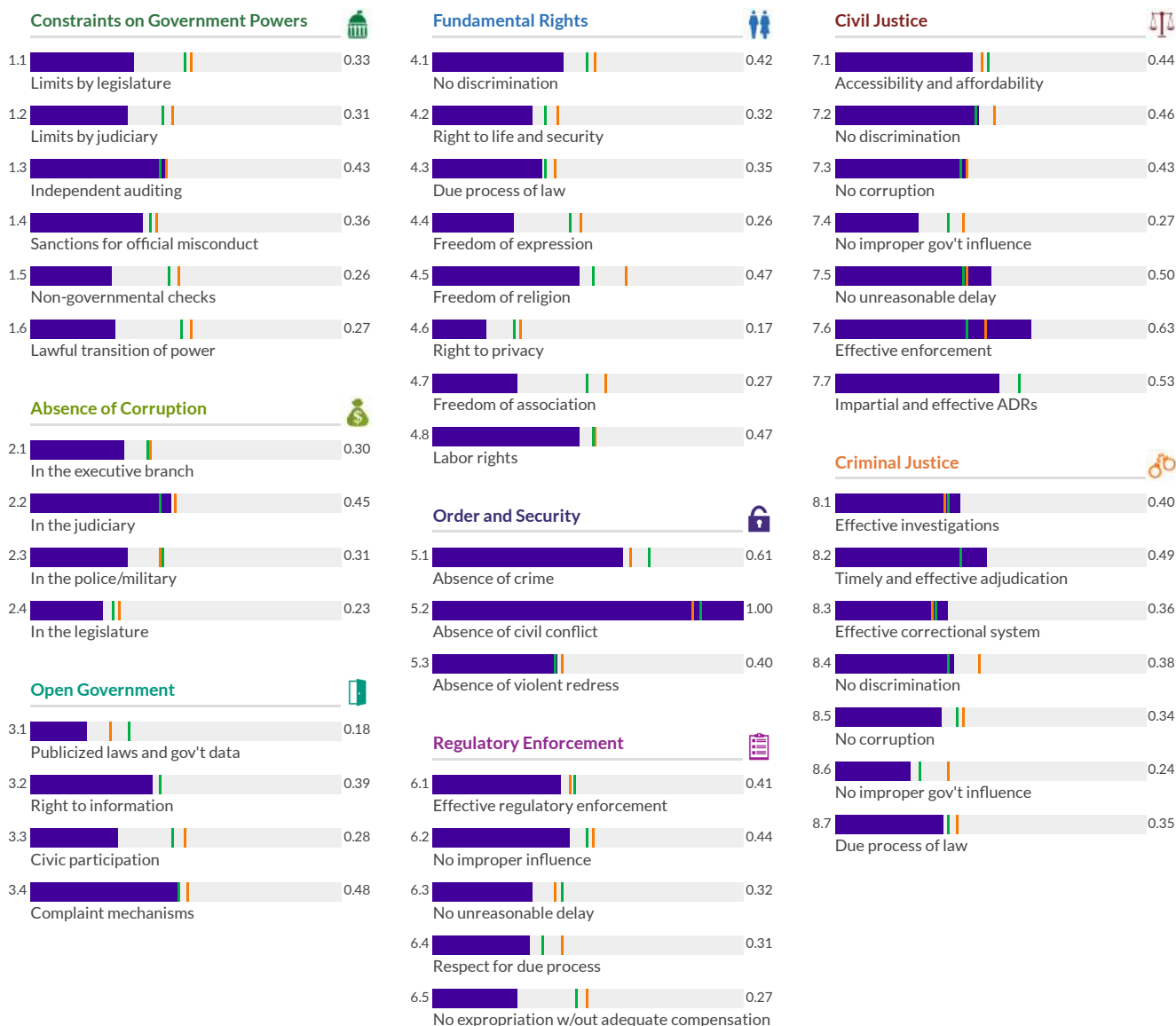
	Factor Score	Score Change	Regional Rank	Income Rank	Global Rank
Constraints on Government Powers	0.33	0.00	32/34	32/37	130/142
Absence of Corruption	0.32	0.01*	22/34	26/37	120/142
Open Government	0.33	0.00	29/34	29/37	130/142
Fundamental Rights	0.34	0.00	32/34	31/37	130/142
Order and Security	0.67	0.00	15/34	18/37	95/142
Regulatory Enforcement	0.35	0.00	31/34	34/37	135/142
Civil Justice	0.46	0.01	14/34	16/37	94/142
Criminal Justice	0.36	0.00	17/34	18/37	98/142



* Indicates statistically significant change at the 10 percent level

Low Medium High

Zimbabwe Sub-Saharan Africa Lower-Middle





SECTION 4

Behind the Numbers

"Wherever law ends, tyranny begins."

John Locke

Two Treatises of Government (1689)



- 184** Methodology Snapshot
- 185** Methodology
- 192** Contributing Experts
- 217** Acknowledgments
- 218** About the WJP
- 220** More from the WJP

Methodology Snapshot: Steps to Produce the WJP Rule of Law Index

The production of the *WJP Rule of Law Index*[®] can be summarized in 11 steps:

1. The WJP developed the conceptual framework summarized in the Index's nine factors and 47 sub-factors, in consultation with academics, practitioners, and community leaders from around the world.
2. The Index team developed a set of five questionnaires based on the Index's conceptual framework to be administered to experts and the general public. Questionnaires were translated into several languages and adapted to reflect commonly used terms and expressions.
3. The Index team identified, on average, more than 300 potential local experts per country to respond to the expert surveys, or Qualified Respondents' Questionnaires (QRQs). The team engaged the services of leading local polling companies to implement the household surveys, or General Population Poll (GPP).
4. Polling companies conducted pilot tests of the GPP in consultation with the Index team, and launched the final survey for full fieldwork.
5. The Index team sent the QRQ questionnaires to local experts and engaged in continual interaction with them.
6. The Index team collected and mapped the data onto the 44 sub-factors with global comparability.
7. The Index team constructed the final scores using a five-step process:
 - a. Codified the questionnaire items as numeric values;
 - b. Produced raw country scores by aggregating the responses from several individuals (experts and/or general public);
 - c. Normalized the raw scores;
 - d. Aggregated the normalized scores into sub-factors and factors using simple averages;
 - e. Produced the normalized scores, which are rounded to two decimal points, and the final rankings.
8. The data was subject to a series of tests to identify possible biases and errors. For example, the Index team cross-checked all sub-factors against more than 70 third-party sources, including quantitative data and qualitative assessments drawn from local and international organizations.
9. A sensitivity analysis was conducted by the Econometrics and Applied Statistics Unit of the European Commission's Joint Research Centre, in collaboration with the Index team, to assess the statistical reliability of the results.
10. To illustrate whether the rule of law in a country significantly changed over the course of the past year, a measure of change over time was produced based on the annual difference in the country-level factor scores, the standard errors of these scores (estimated from a set of 100 bootstrap samples), and the results of the corresponding t-tests.
11. The data was organized into country reports, tables, and figures to facilitate its presentation and interpretation. For tables organized by income group, the WJP follows the World Bank income classifications.

Methodology

The *WJP Rule of Law Index* is the first attempt to systematically and comprehensively quantify the rule of law around the world and remains unique in its operationalization of rule of law dimensions into concrete questions.

The *WJP Rule of Law Index 2023* report presents information on eight composite factors that are further disaggregated into 44 specific sub-factors (see page 16). Factor 9: Informal Justice, is included in the conceptual framework but has been excluded from the aggregated scores and rankings in order to provide meaningful cross-country comparisons.

The country scores and rankings presented in this report are built from more than 500 variables drawn from the assessments of over 149,000 households and 3,400 legal practitioners and experts in 142 countries and jurisdictions, making it the most accurate portrayal of the factors that contribute to shaping the rule of law in a country or jurisdiction.

Data Sources

To present an image that accurately portrays the rule of law as experienced by ordinary people, each score of the Index is calculated using a large number of questions drawn from two original data sources collected by the World Justice Project in each country: a General Population Poll (GPP) and a series of Qualified Respondents' Questionnaires (QRQs). These two data sources collect up-to-date firsthand information that is not available at the global level and constitute the world's most comprehensive dataset of its kind. They capture the experiences and perceptions of ordinary citizens and in-country professionals concerning the performance of the state and its agents and the actual operation of the legal framework in their country.

The GPP surveys provide firsthand information on the experiences and the perceptions of ordinary people regarding a range of pertinent rule of law information, including their dealings with the government, the ease of interacting with state bureaucracy, the extent of bribery and corruption, the availability of dispute resolution systems, and the prevalence of common crimes to which they are exposed.

The GPP questionnaire includes 127 perception-based questions and 213 experience-based questions, along with socio-demographic information on all respondents. The questionnaire is translated into local languages, adapted to common expressions, and administered by leading local polling companies using a probability sample of 1,000 respondents.¹ In previous editions of the Index, the poll was conducted in the three largest cities of each country. However, the World Justice Project's goal was to update its

methodology to include nationally representative polls. Towards this end, nationally representative polls have been conducted in 83 countries and jurisdictions covered in the 2023 *WJP Rule of Law Index*. Nationally representative polls will be conducted in the remaining countries in future editions of the Index. Depending on the particular situation of each country, one of three different polling methodologies is used: face-to-face, telephone, or online. The GPP has been carried out in each country every few years. The polling data used in this year's report was collected during summer 2023 (for three countries), fall 2021 through summer 2022 (for 21 countries), fall 2020 through summer 2021 (for 16 countries), fall 2019 (for five countries), fall 2018 (for 57 countries), fall 2017 (for 42 countries), fall 2016 (for four countries), fall 2014 (for three countries), fall 2012 (for one country), and fall 2011 (for two countries). Detailed information regarding the country coverage (cities covered or nationally representative), the polling companies contracted to administer the questionnaire, and the polling methodology employed in each of the 142 countries and jurisdictions is presented on page 188.

The QRQs complement the household data with assessments from in-country practitioners and academics with expertise in civil and commercial law; constitutional law, civil liberties, and criminal law; labor law; and public health. These questionnaires gather timely input on a range of topics from practitioners who frequently interact with state institutions. Such topics include information on the efficacy of courts, the strength of regulatory enforcement, and the reliability of accountability mechanisms.

The questionnaires contain closed-ended perception questions and several hypothetical scenarios with highly detailed factual assumptions aimed at ensuring comparability across countries. The QRQ surveys are conducted annually, and the questionnaires are completed by respondents selected from directories of law firms, universities and colleges, research organizations, and non-governmental organizations (NGOs), as well as through referrals from the WJP global network of practitioners, and all are vetted by WJP staff based on their expertise. The expert surveys are administered in six languages: Arabic, English, French, Portuguese, Russian, and Spanish. The QRQ data for this report includes more than 3,400 surveys, which represents an average of 24 respondents per country. This data was collected from February 2023 through June 2023.

1. Due to small populations or obstacles to data collection in certain countries and jurisdictions, the sampling plan was adjusted in some cases. For more information on specific countries and jurisdictions and sample sizes, see pages 188-191.

Data Cleaning and Score Computation

Once collected, the data is carefully processed to arrive at country-level scores. As a first step, the respondent-level data is edited to exclude partially completed surveys, suspicious data, and outliers (which are detected using the Z-score method). Individual answers are then mapped onto the 44 sub-factors of the Index (or onto the intermediate categories that make up each sub-factor), codified so that all values fall between 0 (weakest adherence to the rule of law) and 1 (strongest adherence to the rule of law), and aggregated at the country level using the simple (or unweighted) average of all respondents.

This year, to allow for an easier comparison across years, the resulting 2023 scores have been normalized using the Min-Max method with a base year of 2015. These normalized scores were then successively aggregated from the variable level all the way up to the factor level to produce the final country scores, rounded to two decimal points, and rankings. In most cases, the GPP and QRQ questions are equally weighted in the calculation of the scores of the intermediate categories (sub-factors and sub-sub-factors)

A full picture of how questions are mapped onto indicators and how they are weighted is available on the *WJP Rule of Law Index* web page at <https://worldjusticeproject.org/index>.

Data Validation

As a final step, data is validated and cross-checked against qualitative and quantitative third-party sources to provide an additional layer of analysis and to identify possible mistakes or inconsistencies within the data. Most of the third-party data sources used to cross-check the Index scores are described in Botero and Ponce (2011).²

Methodological Changes to this Year's Report

Every year, the WJP reviews the methods of data collection to ensure that the information produced is valid, useful, and continues to capture the status of the rule of law in the world. To maintain consistency with previous editions and to facilitate tracking changes over time, this year's questionnaires and data maps are closely aligned with those administered in the past.

In order to improve the accuracy of the QRQ results and reduce respondent burden, proactive dependent interviewing techniques were used to remind respondents who participated in last year's survey of their responses in the previous year.

This year, no new questions or indicators were added to the Index. Overall, 100 percent of questions remained the same between the 2022 and 2023 editions of the Index. A description of the variables is available at worldjusticeproject.org.

Tracking Changes Over Time

This year's report includes a measure to illustrate whether the rule of law in a country, as measured through the factors of the *WJP Rule of Law Index*, has experienced a statistically significant change since the previous year. This measure is marked with an asterisk and represents a summary of rigorous statistical testing based on the use of bootstrapping procedures (see below). For each factor, the change in score will be marked with an asterisk and shaded in green if there was a statistically significant improvement in the score while statistically significant deteriorations in score are marked with an asterisk and shaded in red. This measure complements the numerical scores and rankings presented in this report, which benchmark each country's current performance on the factors and sub-factors of the Index against that of other countries. The measure of change over time is constructed in three steps:

1. First, last year's scores are subtracted from this year's to obtain, for each country and each factor, the annual difference in scores.
2. To test whether the annual changes are statistically significant, a bootstrapping procedure is used to estimate standard errors. To calculate these errors, 100 sample sizes of respondent-level observations (of equal size to the original sample) are randomly selected with replacement for each country from the pooled set of respondents for last year and this year. These samples are used to produce a set of 100 country-level scores for each factor and each country, which are utilized to calculate the final standard errors. These errors--which measure uncertainty associated with picking a particular sample of respondents--are then employed to conduct pair-wise t-tests for each country and each factor.
3. Finally, to illustrate the annual change, a measure of change over time is produced based on the value of the annual difference and its statistical significance (at the 10% level).

Strengths and Limitations

The Index methodology has both strengths and limitations. Among its strengths is the inclusion of both expert and household surveys to ensure that the findings reflect the conditions experienced by the population. Another strength is that it approaches the measurement of rule of law from various angles by triangulating information across data sources and types of questions. This approach not only enables accounting for different perspectives on the rule of law, but it also helps to reduce possible bias that might be introduced by any other particular data collection method. Finally, it relies on statistical testing to determine the significance of the changes in the factor scores over the last year.

2. Botero, J. and Ponce, A. (2011) "Measuring the Rule of Law": WJP Working Paper No. 1, available at worldjusticeproject.org/publications.

With the aforementioned methodological strengths come a number of limitations. First, the data sheds light on rule of law dimensions that appear comparatively strong or weak, but is not specific enough to establish causation. Thus, it will be necessary to use the Index in combination with other analytical tools to provide a full picture of causes and possible solutions. Second, in previous editions of the Index, the methodology has only been applied in three major urban areas in each of the indexed countries for the General Population Poll. However, the World Justice Project's goal was to update its methodology to include nationally representative polls. Towards this end, nationally representative polls have been conducted in 83 countries and jurisdictions covered in the *2023 WJP Rule of Law Index*. Nationally representative polls will be conducted in the remaining countries in future editions of the Index. Third, given the rapid changes to the rule of law occurring in some countries, scores for some countries may be sensitive to the specific points in time when the data was collected. To address this, the WJP is piloting test methods of moving averages to account for short-term fluctuations. Fourth, the QRQ data may be subject to problems in measurement error due to the limited number of experts in some countries, resulting in less precise estimates. To address this, the WJP works constantly to expand its network of in-country academic and practitioner experts who contribute their time and expertise to this endeavor. Finally, due to the limited number of experts in some countries (which implies higher standard errors) and the fact that the GPP is carried out in each country every few years (which implies that for some countries, some variables do not change from one year to another), it is possible that the test described above fails to detect small changes in a country's situation over time.

Other Methodological Considerations

A detailed presentation of the methodology, including a table and description of the more than 500 variables used to construct the Index scores, is available at: worldjusticeproject.org and in Botero, J. and Ponce, A. (2011) "Measuring the Rule of Law": WJP Working Paper No.1, available at: worldjusticeproject.org/publications.

Using the WJP Rule of Law Index

The *WJP Rule of Law Index* has been designed to offer a reliable and independent data source for policy makers, businesses, non-governmental organizations (NGOs), and other constituencies to assess a country's adherence to the rule of law as perceived and experienced by the average person, identify a country's strengths and weaknesses in comparison to similarly situated countries, and track changes over time. The Index has been designed to include several features that set it apart from other indices and make it valuable for a large number of countries, thus providing a powerful resource that can inform policy debates both within and across countries. However, the Index's findings must be interpreted in light of certain inherent limitations.

1. The *WJP Rule of Law Index* does not identify priorities for reform and is not intended to establish causation or to ascertain the complex relationship among different rule of law dimensions in various countries.
2. The Index's scores and rankings are the product of a rigorous data collection and aggregation methodology. Nonetheless, as with all measurements, they are subject to measurement error.
3. Given the uncertainty associated with picking a particular sample of respondents, standard errors have been calculated using bootstrapping methods to test whether the annual changes in the factor scores are statistically significant.
4. Indices and indicators are subject to potential abuse and misinterpretation. Once released to the public, they can take on a life of their own and be used for purposes unanticipated by their creators. If data is taken out of context, it can lead to unintended or erroneous policy decisions.
5. Rule of law concepts measured by the Index may have different meanings across countries. Users are encouraged to consult the specific definitions of the variables employed in the construction of the Index, which are discussed in greater detail in the methodology section of the *WJP Rule of Law Index* website.
6. The Index is generally intended to be used in combination with other instruments, both quantitative and qualitative. Just as in the areas of health or economics, no single index conveys a full picture of a country's situation. Policy-making in the area of rule of law requires careful consideration of all relevant dimensions—which may vary from country to country—and a combination of sources, instruments, and methods.
7. Pursuant to the sensitivity analysis of the Index data conducted in collaboration with the Econometrics and Applied Statistics Unit of the European Commission's Joint Research Centre, confidence intervals have been calculated for all figures included in the *WJP Rule of Law Index*. These confidence intervals and other relevant considerations regarding measurement error are reported in Saisana and Saltelli (2015) and Botero and Ponce (2011).

The following pages (188-191) list the coverage and polling methodology for the GPP in the 142 indexed countries and jurisdictions.

Country/Jurisdiction	Coverage	Polling Company	Methodology	Sample	Year
Afghanistan	Nationally representative	D3: Designs, Data, Decisions & ACSOR Surveys	Face-to-face	3019	2019
Albania	Nationally representative	IDRA Research & Consulting	Face-to-face	1000	2018
Algeria	Nationally representative	WJP in collaboration with local partner	Face-to-face	1000	2018
Angola	Nationally representative	Marketing Support Consultancy	Face-to-face	1010	2018
Antigua and Barbuda	Nationally representative	DMR Insights Ltd.	Face-to-face	513/500	2018/2022
Argentina	Nationally representative	StatMark Group	Face-to-face	759	2022
Australia	Nationally representative	Big Picture Marketing Strategy & Research	Online	1067	2018
Austria	Vienna, Graz, Linz	YouGov	Online	1008	2017
The Bahamas	Nationally representative	DMR Insights Ltd.	Face-to-face	500	2022
Bangladesh	Dhaka, Chittagong, Khulna	Org-Quest Research Ltd.	Face-to-face	1000	2016
Barbados	Nationally representative	DMR Insights Ltd.	Face-to-face	513/500	2018/2022
Belarus	Minsk, Gomel, Mogilev	Market Research & Polls - EURASIA (MRP-EURASIA)/WJP in collaboration with local partner	Face-to-face	1000/401	2014/2017
Belgium	Nationally representative	YouGov	Online	1007	2018
Belize	Nationally representative	CID Gallup	Face-to-face	2004	2021
Benin	Nationally representative	Liaison Marketing	Face-to-face	1010	2018
Bolivia	Nationally representative	Captura Consulting	Face-to-face	1000	2022
Bosnia and Herzegovina	Sarajevo, Banja Luka, Tuzla	Kantar TNS MIB	Face-to-face	1000	2017
Botswana	Nationally representative	BJKA Consulting	Face-to-face	1000	2018
Brazil	Nationally representative	About Brazil Market Research	Face-to-face	1109	2022
Bulgaria	Sofia, Plovdiv, Varna	Alpha Research Ltd.	Face-to-face	1001	2018
Burkina Faso	Ouagadougou, Bobo Dioulasso, Koudougou	Kantar TNS	Face-to-face	1029	2017
Cambodia	Phnom Penh, Battambang, Kampong Cham	Indochina Research	Face-to-face	1000	2014
Cameroon	Nationally representative	Liaison Marketing	Face-to-face	1006	2018
Canada	Toronto, Montreal, Calgary	YouGov	Online	1000	2017
Chile	Santiago, Valparaíso/Viña del Mar, Antofagasta	Datum Internacional S.A./Cadem S.A.	Face-to-face	1011	2017
China	Shanghai, Beijing, Guangzhou	WJP in collaboration with local partner	Face-to-face	508	2018
Colombia	Nationally representative	Tempo Group SA	Face-to-face	1000	2022
Congo, Dem. Rep.	Kinshasa, Lubumbashi, Mbuji-Mayi	Kantar Public at TNS RMS Senegal	Face-to-face	1083	2018
Congo, Rep.	Nationally representative	Liaison Marketing	Face-to-face	517	2021
Costa Rica	Nationally representative	CID Gallup	Face-to-face	1005	2022
Côte d'Ivoire	Abidjan, Bouaké, Daloa	Liaison Marketing	Face-to-face	1011	2017
Croatia	Nationally representative	Ipsos	Face-to-face	1010	2018
Cyprus	Nationally representative	Pulse Market Research	Online	504	2021
Czechia	Prague, Brno, Ostrava	YouGov	Online	1013	2017
Denmark	Copenhagen, Aarhus, Aalborg	YouGov	Online	1016	2017
Dominica	Nationally representative	DMR Insights Ltd.	Face-to-face	500	2022
Dominican Republic	Nationally representative	CID Gallup	Face-to-face	1002	2022
Ecuador	Nationally representative	StatMark Group	Face-to-face	1005	2022
Egypt, Arab Rep.	Cairo, Alexandria, Giza	WJP in collaboration with local partner	Face-to-face	1000	2017
El Salvador	Nationally representative	CID Latinoamerica	Face-to-face	1000	2018
Estonia	Tallinn, Tartu, Narva	Norstat Eesti	Online	1010	2017
Ethiopia	Addis Ababa, Gondar, Nazret	Infinite Insight Ltd.	Face-to-face	1037	2017

Country/Jurisdiction	Coverage	Polling Company	Methodology	Sample	Year
Finland	Helsinki, Espoo, Tampere	YouGov	Online	1014	2017
France	Nationally representative	YouGov	Online	1040	2018
Gabon	Nationally representative	Marketing Support Consultancy Ltd.	Face-to-face	513	2022
The Gambia	Nationally representative	Infinite Insight Ltd.	Face-to-face	1030	2019
Georgia	Tbilisi, Batumi, Kutaisi	ACT Market Research and Consulting Company	Face-to-face	1000	2017
Germany	Nationally representative	YouGov	Online	1048	2018
Ghana	Nationally representative	Infinite Insight Ltd.	Face-to-face	1103	2018
Greece	Athens, Thessaloniki, Patras	YouGov	Online	1015	2017
Grenada	Nationally representative	DMR Insights Ltd.	Face-to-face	500	2022
Guatemala	Nationally representative	Mercaplan Central America & Caribbean	Face-to-face	2508	2021
Guinea	Conakry, Nzerekore, Kankan	Kantar Public at TNS RMS Senegal	Face-to-face	1065	2018
Guyana	Nationally representative	StatMark Group	Face-to-face	527/500	2018/2022
Haiti	Nationally representative	CID Gallup	Face-to-face	507	2022
Honduras	Nationally representative	CID Gallup	Face-to-face	3003	2021
Hong Kong SAR, China	Hong Kong	WJP in collaboration with local partner	Face-to-face	1004	2017
Hungary	Budapest, Debrecen, Szeged	Ipsos Hungary	Face-to-face	1000	2017
India	Nationally representative	Market Xcel Data Matrix Pvt. Ltd.	Face-to-face	1059	2018
Indonesia	Jakarta, Surabaya, Bandung	MRI (Marketing Research Indonesia)	Face-to-face	1004	2017
Iran, Islamic Rep.	Tehran, Mashhad, Isfahan	BJKA consulting with local partner MHA Research	Face-to-face	1010	2018
Ireland	Nationally representative	Dynata	Online	1027	2021
Italy	Rome, Milan, Naples	YouGov	Online	1004	2017
Jamaica	Nationally representative	StatMark Group	Face-to-face	1001	2022
Japan	Nationally representative	Acorn Marketing & Research Consultant (M) Sdn Bhd	Online	1000	2018
Jordan	Nationally representative	WJP in collaboration with local partner	Face-to-face	1000	2018
Kazakhstan	Almaty, Astana, Shymkent	WJP in collaboration with local partner	Face-to-face	1000	2017
Kenya	Nationally representative	Infinite Insight Ltd.	Face-to-face	1099	2018
Korea, Rep.	Nationally representative	Acorn Marketing & Research Consultant (M) Sdn Bhd	Online	1000	2018
Kosovo	Nationally representative	IDRA Research & Consulting	Face-to-face	1000	2019
Kuwait	Nationally representative	D3: Designs, Data, Decisions	Face-to-face	50	2023
Kyrgyz Republic	Nationally representative	Ipsos	Face-to-face	1000	2018
Latvia	Nationally representative	YouGov	Online	1049	2021
Lebanon	Beirut, Tripoli, Sidon	REACH SAL	Face-to-face	1000	2017
Liberia	Monrovia, Gbarnga and Buchanan	Infinite Insight Ltd.	Face-to-face	1113	2018
Lithuania	Nationally representative	YouGov	Online	1066	2021
Luxembourg	Nationally representative	TNS Ilres	Online	651	2021
Madagascar	Antananarivo, Toamasina, Antsirabe	DCDM Research	Face-to-face	1000	2017
Malawi	Lilongwe, Blantyre, Mzuzu	Infinite Insight Ltd.	Face-to-face	1039	2017
Malaysia	Klang Valley, Johor Bahru, Ipoh	Acorn Marketing & Research Consultant (M) Sdn Bhd	Face-to-face	1000	2017
Mali	Nationally representative	Marketing Support Consultancy	Face-to-face	1012	2018
Malta	Nationally representative	MISCO International Limited	Face-to-face	500	2021
Mauritania	Nationally representative	Liaison Marketing	Face-to-face	1000	2018
Mauritius	Nationally representative	DCDM Research	Face-to-face	1000	2018

Country/Jurisdiction	Coverage	Polling Company	Methodology	Sample	Year
Mexico	Mexico City, Guadalajara, Monterrey	Data Opinión Pública y Mercados	Face-to-face	1000	2017
Moldova	Chisinau, Balti, Cahul	Georgian Opinion Research Business International (GORBI) in collaboration with local partner	Face-to-face	1043	2017
Mongolia	Ulaanbaatar, Erdenet, Darkhan	Mongolian Marketing Consulting Group LLC	Face-to-face	1000	2017
Montenegro	Nationally representative	Indago	Face-to-face	1000	2023
Morocco	Casablanca, Fes, Tangier	WJP in collaboration with local partner	Face-to-face	1000	2017
Mozambique	Nationally representative	Quest Research Services	Face-to-face	1009	2018
Myanmar	Yangon, Mandalay, Nay Pyi Taw	Myanmar Survey Research Co., Ltd (MSR)	Face-to-face	1000	2018
Namibia	Nationally representative	Quest Research Services	Face-to-face	1001	2018
Nepal	Kathmandu, Pokhara, Lalitpur	Solutions Consultant	Face-to-face	1000	2017
Netherlands	Nationally representative	YouGov	Online	1113	2018
New Zealand	Auckland, Wellington, Christchurch	Big Picture Marketing Strategy & Research	Online	1000	2017
Nicaragua	Nationally representative	CID Gallup	Face-to-face	1000	2019
Niger	Niamey, Zinder, Maradi	Liaison Marketing	Face-to-face	1011	2018
Nigeria	Nationally representative	Infinite Insight Ltd.	Face-to-face	1083	2018
North Macedonia	Nationally representative	Ipsos doool Skopje	Face-to-face	1594	2023
Norway	Oslo, Bergen, Trondheim	YouGov	Online	1007	2017
Pakistan	Nationally representative	Gallup Pakistan	Face-to-face	1000	2019
Panama	Nationally representative	CID Gallup	Face-to-face	2502	2021
Paraguay	Nationally representative	Datum Internacional/BM Business Partners	Face-to-face	1000	2021
Peru	Nationally representative	Datum Internacional S.A.	Face-to-face	1029	2022
Philippines	Manila, Cebu, Davao	APMI Partners	Face-to-face	1008	2016
Poland	Warsaw, Krakow, Lodz	IQS Sp. z o.o.	Face-to-face	1000	2018
Portugal	Lisbon, Porto, Amadora	YouGov	Online	1016	2017
Romania	Nationally representative	Alpha Research Ltd. in collaboration with local partner	Face-to-face	1000	2018
Russian Federation	Moscow, St. Petersburg, Novosibirsk/ Nationally representative	WJP in collaboration with local partner	Face-to-face	1000/1000	2016/2018
Rwanda	Kigali	Infinite Insight Ltd.	Face-to-face	316	2018
Senegal	Pikine, Dakar, Thiès	Kantar TNS	Face-to-face	1012	2017
Serbia	Belgrade, Novi Sad, Niš	Ipsos Strategic Marketing d.o.o.	Face-to-face	1002	2017
Sierra Leone	Nationally representative	Infinite Insight Ltd.	Face-to-face	1165	2018
Singapore	Singapore	Survey Sampling International	Online	1000	2017
Slovak Republic	Nationally representative	WJP in collaboration with local partner	Online	1022	2021
Slovenia	Ljubljana, Maribor, Celje	Ipsos d.o.o.	Face-to-face	1006	2017
South Africa	Nationally representative	Quest Research Services	Face-to-face	1014	2018
Spain	Nationally representative	YouGov	Online	1051	2018
Sri Lanka	Colombo, Kaduwela, Maharagama	Kantar LMRB	Face-to-face	1010	2017
St. Kitts and Nevis	Nationally representative	DMR Insights Ltd.	Face-to-face	500	2018
St. Lucia	Nationally representative	DMR Insights Ltd.	Face-to-face	500	2022
St. Vincent and the Grenadines	Nationally representative	DMR Insights Ltd.	Face-to-face	500/500	2018/2022
Sudan	Nationally representative	Sudan Polling and Statistics Center	Face-to-face	500	2021
Suriname	Nationally representative	D3: Designs, Data, Decisions	Face-to-face	502	2022
Sweden	Nationally representative	YouGov	Online	1049	2018

Country/Jurisdiction	Coverage	Polling Company	Methodology	Sample	Year
Tanzania	Dar es Salaam, Mwanza, Arusha	Infinite Insight Ltd.	Face-to-face	1037	2018
Thailand	Bangkok, Nakhon Ratchasima, Udon Thani	Infosearch Limited	Face-to-face	1000	2018
Togo	Nationally representative	Marketing Support Consultancy	Face-to-face	1005	2018
Trinidad and Tobago	Nationally representative	CID Gallup	Face-to-face	1001	2022
Tunisia	Big Tunis, Sfax, Sousse	BJKA Consulting	Face-to-face	1001	2017
Türkiye	İstanbul, Ankara, İzmir	Kantar Insights	Face-to-face	1039	2018
Uganda	Kampala, Nansana, Kira	Kantar Public East Africa	Face-to-face	1062	2018
Ukraine	Kyiv, Kharkiv, Odessa	GfK Ukraine	Face-to-face	1079	2017
United Arab Emirates	Dubai, Abu Dhabi, Sharjah	WJP in collaboration with local partner	Face-to-face	1011/200	2011/2017
United Kingdom	Nationally representative	YouGov	Online	1056	2018
United States	Nationally representative	YouGov	Online	1258	2021
Uruguay	Nationally representative	BM Business Partners	Face-to-face	1000	2018
Uzbekistan	Tashkent, Namangan, Samarkand/Nationally representative	Market Research & Polls - EURASIA/ Ipsos/Info Sapiens International LLC	Face-to-face	1000/300/507	2014/2018/2021
Venezuela, RB	Nationally representative	StatMark Group	Face-to-face	1000/1015	2016/2018
Vietnam	Ho Chi Minh City, Hanoi, Hai Phong	Indochina Research (Vietnam) Ltd.	Face-to-face	1000/1000	2011/2017
Zambia	Lusaka, Kitwe, Chipata	SIS International Research/Intraspace Market Consultancy Ltd.	Face-to-face	1004/1014	2012/2017
Zimbabwe	Nationally representative	Quest Research Services	Face-to-face	1001	2018

Contributing Experts

The *WJP Rule of Law Index 2023* was made possible by the generous contributions of academics and practitioners who contributed their time and expertise. The names of those wishing to be acknowledged individually are listed below.

This report was also made possible by the work of the polling companies who conducted fieldwork, and the thousands of individuals who have responded to the General Population Poll around the world.

Afghanistan

Baryalai Hakimi
Kabul University

Hashmatullah Hoshmand
Masnad Law Firm

Ihsanullah Himmat

Khalid Massoudi
Masnad Law Firm

Khalid Sekander

Mahir Hazim
Arizona State University

Mohammad Imran Malikzai
Anti-Corruption Watch Organization

Mohammad Tareq Eqtedary
Generation Positive

Nesar Ahmad Noori
Afghanistan Independent Bar Association

Noorulhuda Niazi
Masnad Law Firm

Sayed Reza Hussaini
University of Hertfordshire
Shabnam Salehi

Shabnam Salehi
AIHRC

Thomas Kraemer
Kakar Advocates

Anonymous Contributors

Albania

Adi Muja
Muja Law Firm

Albana Fona
LPA Legal

Anteo Papa

Bledar Cenameri
CLO Legal Solutions

Blerta Kalavace
IDRA Research & Consulting

Brunilda Subashi
Universiteti "Ismail Qemali"
Vlore

Dorant Ekmekçiu
Hoxha, Memi & Hoxha

Dudi Ilias
Open Akte

Endri Mykaj
Leiden University

Eno Muja
Muja Law Firm

Erion Fejzulla

Eris Hoxha
Hoxha, Memi & Hoxha

Gentiana Tirana
Tirana Law Firm

Isuf Shehu
Shehu & Partners Law Firm

Jonada Zyberaj
Universiteti "Ismail Qemali"
Vlore

Jonida Melani Braja
Wolf Theiss

Katerina Kaçani
LPA Legal

Krenare Muja
Muja Law Firm

Xhet Hushi
Wolf Theiss

Anonymous Contributors

Algeria

Adel Messaoudi
Ligue Algerienne des Droits de L'homme

Farouk Yaya

Fatiha Aouam

Hezam Abosuraima

Nadia Zouani

Samia Goudjil
Goudjil Law Firm

Anonymous Contributors

Angola

Ana Leitão de Matos
ALC Advogados

António José Ventura
Universidade Lusíada de Angola

Arlete Amaralmaia
CBAM - Advogados Associados

Cristiano Santana Agostinho
Sanda Paciência
CKA & Associados Sociedade Advogados, RL

Eduardo Afonso

Elsa Tchicana
Joni Garcia

Orlando Buta

Tomás Yessu D'Oliveira
Chiquito

Anonymous Contributors

Antigua and Barbuda

Charlotte Jeremy-Cuffy
Allthings Medical

Chevanev Charles
Temple Stoke

Craig L. Jacas
Stapleton Chambers

Luann M. De Costa
Lighthouse Law

Anonymous Contributors

Argentina

Adrian Fernando Otero
Abogados Patagonicos SH

Alberto Gonzalez Torres
Baker & McKenzie

Alfredo M. Vitolo
FORES

Analia Duran
MBB Balado Bevilacqua Abogados

Carlos Ignacio Salvadores de Arzuaga
Universidad del Salvador

Claudio Jesus Santagati
Defensoria General de Lomas de Zamora

Dante Omar Graña
Fundación Avedis Donabedian Argentina

Denise Schalet
World Health Organization

Diego Silva Ortiz
Silva Ortiz, Alfonso, Pavic & Louge

Fernando Rebaudi
Estudio Rebaudi

Francisco Castex
Universidad de Buenos Aires

Guillermo Michelson Irusta
Estudio Michelson

Joaquín Emilio Zappa
J. P. O'Farrell Abogados

Manuel Gonzalo Casas
Universidad de San Pablo-Tucumán

Marcelo Octavio de Jesús
FORES

Maria de las Mercedes Balado Bevilacqua
MBB Balado Bevilacqua Abogados

Marina Mansilla
UNPSJB

Martin G. Langsam
Fundación Bunge & Born; New York University

Matías Tonon
Universidad del Salvador

Pablo Zan Bisignani	Austria	Bangladesh	Anonymous Contributors	Darinka Munoz <i>Barrow & Williams LLP</i>
Sandra Guillan <i>Moriondo, Guillan & Asociados</i>	Christian Klausegger Binder Grösswang <i>Rechtsanwälte GmbH</i>	A. B. M. Asrafuzzaman <i>University of Dhaka</i>	Belarus	Lisette V. Staine <i>Barrow & Williams LLP</i>
Anonymous Contributors	Claudia Habl <i>Austrian National Public Health Institute</i>	Abdur Rahman Junaid <i>Rahman's Chambers</i>	Andrei Famenka	Natalia Bevans <i>The Law Firm of Bevans Consultancy Inc.</i>
Australia	Daniela Haluza <i>Medical University of Vienna</i>	Badhan Roy <i>Roy & Associates</i>	Vadzim Samaryn <i>Belarusian State University</i>	Wayne A. Piper <i>Flores Piper LLP</i>
Anne Cregan <i>Gilbert + Tobin</i>	Doris Wydra <i>University of Salzburg</i>	Darras Abdullah <i>Akhtar Imam & Associates</i>	Valentina Komova <i>Stepanovski, Papakul and Partners</i>	Anonymous Contributors
Breen Creighton <i>MIT University</i>	Gerhard Jarosch <i>RGJ-Partner Inc.</i>	Gazi Md. Rokib Bin Hossain <i>The Legal Circle</i>	Anonymous Contributors	Benin
Brendan Ashdown <i>John Toohey Chambers</i>	Igor Grabovac <i>Medical University of Vienna</i>	Khandaker Mashfique Ahmed <i>Rahman's Chambers</i>	Belgium	A. Jacqueline Adabra Dedjinou <i>DDS du Littoral</i>
David Gill <i>Hewlett Packard Enterprise</i>	Karl Stöger <i>University of Vienna</i>	Md. Tajul Islam	Aloys Muberanziza <i>Brussels United Lawyers (BUL)</i>	Adounlohoun Gisèle Obognon épouse Nanako <i>Plan International Bénin</i>
Edouard Tursan d'Espaignet <i>University of New England, Australia</i>	Martin Gruber-Risak <i>University of Vienna</i>	Mohammad Habibur Rahman	Ann Witters	Aline Odje <i>Cabinet d'Avocats Aline Odje</i>
Fiona McDonald <i>Australian Centre for Health Law Research, Queensland University of Technology</i>	Martin Reinisch <i>Brauneis Rechtsanwälte GmbH</i>	Mohammad Rafiqul Islam Chowdhury <i>M. R. I. Chowdhury & Associates</i>	Christoph Van der Elst <i>Ghent University; Tilburg University</i>	Chris A. M. Balogoun <i>Barreau du Bénin</i>
James Gillespie <i>University of Sydney</i>	Sebastian Huter <i>Austrian Society for General Practice and Family Medicine</i>	Tanim Hussain Shawon <i>Dr. Kamal Hossain & Associates</i>	Didier Ledoux <i>Centre Hospitalier Universitaire de Liège</i>	Gervais C. Houédété
Merrilyn Walton <i>University of Sydney</i>	Thomas Frad <i>KWR Karasek Wietrzyk Rechtsanwälte GmbH</i>	Anonymous Contributors	Freek Louckx <i>Universiteit Antwerpen; Vrije Universiteit Brussel</i>	Justine Françoise Houzanme <i>ROAFEM</i>
Nicholas Cowdery <i>University of Sydney</i>	Anonymous Contributors	Barbados	Jean-Marc Gollier <i>UCLouvain</i>	Luciano Hounkponou <i>Société Civile Professionnelle d'Avocats Hounkponou-Kounou et Associés</i>
Patricia Cahill <i>Francis Burt Chambers</i>	The Bahamas	Alexandria Thomas	Jerome Aubertin <i>Stibbe</i>	Ludovic Guedje <i>Autorite de Regulation des Marchés Publics</i>
Peter Cashman <i>University of New South Wales</i>	Arthur Seligman <i>Lennox Paton</i>	Anya Lorde	Patrick Goffaux <i>Université Libre de Bruxelles</i>	Marius Kedote <i>COPES-AOC</i>
Sean Baron Levi <i>State Chambers; University of New England, Australia</i>	Catherine Conliffe <i>Princess Margaret Hospital, Public Hospitals Authority</i>	Heather Walker <i>Chancery Chambers</i>	Patrick Henry <i>Avocats Sans Frontières</i>	Ogoudjé César Guegni <i>Cabinet d'Avocats Charles Badou & Partners</i>
Sonia Allan <i>Griffith University; Sonia Allan Consulting; University of Sydney</i>	Joseph Darville <i>Save The Bays, Waterkeepers Bahamas</i>	Jaydene Thomas <i>Emineo Caribbean</i>	Pieter J. De Koster <i>Bird & Bird</i>	Anonymous Contributors
Stephen Blanks <i>New South Wales Council for Civil Liberties</i>	Leah A. Rolle <i>University of the Bahamas</i>	Leslie F. Haynes	Sofie Bekaert <i>Ghent University</i>	Bolivia
Teresa Farmer <i>John Toohey Chambers</i>	Sharanda Humes-Forbes	Marvalee Franklyn <i>Franklyn Law Chambers</i>	Walter P. Verstrepen <i>Elegis Brussels</i>	Alan Elliott Vargas Lima <i>Academia Boliviana de Estudios Constitucionales</i>
Anonymous Contributors	Vann P. Gaitor <i>Higgs & Johnson</i>	Noah Haynes	Anonymous Contributors	Alfonso M. Dorado Escobar
	Anonymous Contributors	Sharon R. Harris	Belize	
		Zarina Khan <i>Prospect Chambers</i>	Adler G. L. Waight <i>Barrow & Williams LLP</i>	

Arturo Yañez Cortes <i>Ilustre Colegio de Abogados de Chuquisaca</i>	Duraković Adnan <i>University of Zenica</i>	Neo Thelma Moatlhodi <i>Chobe District Council</i>	Fernanda Vargas Terrazas <i>Conselho Nacional de Secretarias Municipais de Saúde (CONASEMS)</i>	Maria Valeria Junho Penna <i>Federal University of Rio de Janeiro</i>
Asdrual Martin <i>Universidad Mayor de San Andrés</i>	Dzeneta Omerdic <i>University of Tuzla</i>	Olebile Daphney Muzila <i>Bookbinder Business Law</i>	Fernando Aith <i>Universidade de São Paulo</i>	Matheus Cherulli Alcantara Viana <i>Viana e Azevedo Advogados</i>
Betty Carolina Ortuste Tellería <i>Academia Boliviana de Estudios Constitucionales</i>	Hana Korac <i>University of Travnik</i>	Precious Gondwe <i>Precious and Partners Legal Practice</i>	Gerson Branco <i>Universidade Federal do Rio Grande do Sul</i>	Michael Freitas Mohallem <i>Pontifícia Universidade Católica do Rio de Janeiro</i>
Cesar Burgoa Rodriguez <i>Bufete Burgoa</i>	Harun Išerić <i>University of Sarajevo</i>	Tachilisa Balule <i>University of Botswana</i>	Guilherme Bier Barcelos <i>RMMG Advogados</i>	Ordélio Azevedo Sette <i>Azevedo Sette Advogados</i>
Javier Mir Peña <i>Mir & Asociados Abogados Laborales</i>	Jasminka Gradašćević-Sijerčić <i>University of Sarajevo</i>	Tatenda Caroline Dumba <i>Minchin & Kelly</i>	Guilherme de Jesus France <i>Instituto de Estudos Sociais e Políticos, Universidade do Estado do Rio de Janeiro</i>	Paulo Sérgio João <i>Pontifícia Universidade Católica de São Paulo</i>
Jorge Antonio Asbun <i>Estúdio Jurídico Asbun Associados</i>	Kanita Pruščanović <i>University of Sarajevo</i>	Thuto Senwedi <i>Non-Bank Financial Institutions Tribunal</i>	Heloisa Estellita <i>Fundação Getúlio Vargas</i>	Rafael Lamera Giesta Cabral <i>Universidade Federal Rural do Semiárido</i>
Jorge Omar Mostajo Barrios <i>Universidad Mayor de San Andrés</i>	Lana Bubalo <i>University of Stavanger</i>	Tshekiso Tshekiso <i>TDJ Legal Practice</i>	Heloisa Uelze <i>Trench Rossi Watanabe</i>	Raoni Bielschowsky <i>Universidade Federal de Uberlândia</i>
José Antonio Rivera Santivañez <i>Universidad Mayor de San Simón</i>	Mehmed Ganic <i>International University of Sarajevo</i>	Unoda Mack <i>Mack, Bahuma Attorneys</i>	João Augusto Gameiro <i>Trench Rossi Watanabe</i>	Raquel Betty de Castro Pimenta <i>Tribunal Regional do Trabalho da 3a Região</i>
Juan Pablo Sánchez Orsini	Mirjana Šarkinović <i>Attorney's Office Mirjana Šarkinović</i>	Anonymous Contributors	Jorge Magalhães <i>Fiocruz</i>	Raquel Lima Scalcon <i>Cavalcanti Sion Advogados</i>
Kathia Saucedo Paz	Samir Lemes <i>Eko Forum Zenica</i>	Brazil	Ligia Bahia <i>Universidade Federal do Rio de Janeiro</i>	Roberta de Freitas Campos <i>Fundação Oswaldo Cruz</i>
María Micaela Alarcón Gambarte <i>Academia Boliviana de Estudios Constitucionales</i>	Šefket Goletić <i>University of Zenica</i>	Ana Paula de Barcellos <i>Universidade do Estado do Rio de Janeiro</i>	Luciana Zaffalon <i>Plataforma JUSTA</i>	Rodrigo Ghiringhelli de Azevedo <i>Pontifícia Universidade Católica do Rio Grande do Sul</i>
Nicolás Soliz Peinado <i>ACF Abogados</i>	Slaven Dizdar	Carolina Giesbrecht Forte Korbage de Castro <i>Korbage de Castro Sociedade de Advogados</i>	Luciano Feldens <i>Feldens Advogados; Pontifícia Universidade Católica do Rio de Janeiro</i>	Rubens Hofmeister Neto <i>Feldens Advogados</i>
Raul A. Baldívía <i>Baldívía Unzaga & Asociados</i>	Anonymous Contributors	Daniel Bushatsky <i>Advocacia Bushatsky</i>	Luis Eduardo Serra Netto <i>Duarte Garcia, Serra Netto e Terra Advogados</i>	Sara Carvalho Matanzaz <i>Ferreira de Melo Advogados</i>
Yerko Ilijic Crosa <i>Proyecto Acceso CWSL</i>	Samir Lemes <i>Eko Forum Zenica</i>	Daniel de Pádua Andrade <i>Universidade Federal de Viçosa</i>	Luiz Felipe Monteiro Seixas <i>Universidade Federal de Pernambuco</i>	Sérgio Cruz Arenhart <i>Ministério Público Federal</i>
Anonymous Contributors	Šefket Goletić <i>University of Zenica</i>	Debora Regina Pastana <i>Universidade Federal de Uberlândia</i>	Luiz G. P. Dellore <i>Universidade Presbiteriana Mackenzie</i>	Sergio Mannheimer <i>Mannheimer, Perez e Lyra Advogados</i>
Bosnia and Herzegovina	Slaven Dizdar	Elival da Silva Ramos <i>Universidade de São Paulo</i>	Maria Celina Bodin de Moraes <i>Pontifícia Universidade Católica do Rio de Janeiro; Universidade do Estado do Rio de Janeiro</i>	Soraia Saleh <i>Saleh Advogados Associados</i>
Bahrija Umihanić <i>University of Tuzla</i>	Anonymous Contributors	Fabio Queiroz Pereira <i>Universidade Federal de Minas Gerais</i>	Fábio Ulhoa Coelho <i>Pontifícia Universidade Católica de São Paulo</i>	Suzana de Queiroz Alves <i>Defensoria Pública da União</i>
Boris Stojanović	Kagiso Jani <i>Tshekiso Ditiro & Jani Legal Practice</i>	Fábio Ulhoa Coelho <i>Pontifícia Universidade Católica de São Paulo</i>	Teresa Ancona Lopez <i>Universidade de São Paulo</i>	
Denis Pajić <i>University "Džemal Bijedić"</i>	Kwadwo Osei-Ofei <i>Osei-Ofei Legal</i>			
	Mabedi Cedella G. Masedi <i>Piyush Sharma Attorneys & Co.</i>			
	Motsomi Ndala Marobela <i>University of Botswana</i>			

Thiago Bottino <i>Fundação Getulio Vargas</i>	Paulin Küssome Somda <i>Institut National de Santé Publique (INSP); Ministère de la Santé et de l'Hygiène Publique (MSHP)</i>	Mirabel Ntui Mungu epse Toko <i>Abeng Law Firm</i>	Malek Batal <i>Université de Montréal</i>	Ignacio Pera <i>Dentons</i>
Ulisses Levy Silvério dos Reis <i>Universidade Federal Rural do Semiárido</i>	S. Ibrahim Guitanga <i>SCPA Birba-Guitanga & Associés</i>	MULUH & Partners Law Firm	Michel W. Drapeau <i>University of Ottawa</i>	Jorge Canales G. <i>Peralta, Sandoval, Llana y Gutiérrez Abogados</i>
Victor Hugo Criscuolo Bosen <i>Universidade Federal do Sul da Bahia</i>	Sièlma Salimata Sou-Kone <i>Société Burkinabè de Droit Constitutionnel</i>	Noé Momha <i>Cabinet M&N PLC</i>	Pre Lise Desmarais <i>Université de Sherbrooke</i>	Jorge Delpiano Guerrero Olivos
Anonymous Contributors	Anonymous Contributors	Nsong Ntube Jonas <i>The Abeng Law Firm</i>	Rick Molz <i>Concordia University</i>	José Ignacio Martínez Estay <i>Universidad de los Andes</i>
Bulgaria	Anonymous Contributors	Polycarp Ngufor Forkum <i>Association for Human Rights & Development</i>	Thomas A. Cromwell <i>Borden Ladner Gervais LLP</i>	José Luis Lara Arroyo <i>Universidad Católica de Chile</i>
Ana-Mari Eremieva <i>Dimitrov, Petrov & Co.</i>	Cambodia	Serges Doumtsop Nzogning <i>Barreau du Rwanda; East Africa Law Society</i>	Ulisse Desmarais <i>Desmarais Desvignes Crespo s.e.n.c.r.l.</i>	Juan Pablo Cox Leixelard <i>Universidad Adolfo Ibáñez</i>
Gergana Ilieva	Darwin (Naryth) Hem <i>BNG Legal</i>	Zakariaou Njoumemi <i>Université de Yaoundé I</i>	Anonymous Contributors	Luis Felipe Hubner <i>UHC Abogados</i>
Lachezar Raichev <i>Penkov, Markov & Partners</i>	Fil B. Tabayoyong, Jr. <i>Pannasastra University of Cambodia</i>	Anonymous Contributors	Chile	Luis Parada H. <i>DLA Piper</i>
Nikolai Hristov <i>Medical University of Sofia</i>	Ruwan Hulugalle <i>BNG Legal</i>	Canada	Alfredo Vial Rodríguez <i>Abogados Mendoza Luksic Valencia</i>	Manuel José Fernández Barros
Nikolay Zisov <i>Boyanov & Co.</i>	Anonymous Contributors	Brian Langille <i>University of Toronto</i>	Carlos Ossandon <i>Eluchans y Compañía Abogados</i>	Marcelo A. Villalón Calderón <i>Universidad de Chile</i>
Pavel Tsanov <i>Penkov, Markov & Partners</i>	Cameroon	Constance MacIntosh <i>Schulich School of Law, Dalhousie University</i>	Cristina Santibáñez Boric <i>Abogados Mendoza Luksic Valencia</i>	Michele Daroch Sagredo <i>Abdala & Cía. Abogados</i>
Petko Salchev <i>National Center of Public Health and Analyses</i>	Barthelemy Onana <i>Ordre des Avocats au Barreau du Cameroun</i>	Daniel M. Campbell <i>Cox & Palmer</i>	Diego Mendoza Benavente <i>Abogados Mendoza Luksic Valencia</i>	Omar Morales <i>Montt y Cía. SA</i>
Stanislav Malchev <i>Air4Health Association</i>	Bernard Burinyuy Ngaibe <i>Abeng Law Firm</i>	Domenic Crolla <i>Gowling WLG LLP</i>	Domingo Eyzaguirre <i>Della Maggiora Eyzaguirre Abogados Laborales</i>	Patricio Morales Aguirre <i>Estudio Jurídico Pérez Donoso</i>
Vania Todorova <i>Stoeva Tchompalov & Znepolski Attorney Partnership</i>	Diane Silabing epse Ouethy <i>Cabinet d'Avocats Me Meuke</i>	Fabien Gélinas <i>McGill University</i>	Edmundo Varas K. <i>KPMG Law</i>	Paulo Montt <i>Colegio de Abogados de Chile</i>
Victor Gugushev <i>Gugushev and Partners</i>	Gbaka Ernest Acho <i>Gbaka & Co. Law Office</i>	Finn Makela <i>Université de Sherbrooke</i>	Fernando Jamarne <i>Alessandri Abogados</i>	Ramon Garcia Odgers <i>Universidad Católica de la Santísima Concepción</i>
Anonymous Contributors	Hyacinthe Fansi <i>Ngassam Fansi & Mouafo Avocats Associés</i>	Gerard Kennedy <i>University of Manitoba</i>	Fernando Lolás Stepke <i>Universidad Central de Chile; Universidad de Chile</i>	Raúl Novoa Galán
Burkina Faso	John Morfaw <i>Strategic Development Initiatives</i>	Hoi Kong <i>Peter A. Allard School of Law, University of British Columbia</i>	Fernando Maturana Crino <i>Eyzaguirre & Cía Abogados</i>	Ricardo Lillo <i>Universidad Adolfo Ibáñez</i>
Abdoulaye Soma	Joseph Ngoupayo <i>Université de Yaoundé</i>	Jabeur Fathally <i>University of Ottawa</i>	Gonzalo Hoyl Moreno <i>Socio Hoyl Allende & Cía. Abogados</i>	Sergio Díez Arriagada <i>Cariola Díez Pérez-Cotapos</i>
Drabo K. Maxime <i>IRSS-CNRST</i>	Michel Antoine Mben Kanga <i>SCP Ngassam, Fansi, Mouafo & Mben</i>	Jason Foster <i>Athabasca University</i>	Ignacio Abogabir <i>DLA Piper</i>	Zarko Luksic Sandoval <i>Abogados Mendoza Luksic Valencia</i>
Hervé Hien <i>Institut National de Santé Publique (INSP)</i>		Léo Fugazza		Anonymous Contributors
K. Frédéric Hermann Minoungou <i>Legalis Advisory</i>				

China

Ju Cunxu

Qiankun Law Firm

Kaiming Liu

The Institute of Contemporary
Observation

Lu Yiguang

Lianhe Law Firm

Xiao Zhang

Southeast University

Xie Hao

Hubei Haosong Law Firm

Anonymous Contributors

Colombia

Alfonso Plana Bodén

ARI Legal

Bernardo Carvajal Sánchez

Bernardo Carvajal &
Asociados SAS

Carlos Alejandro Toro Prieto

Carlos Andrés

Gómez González

Socio Gómez Penalistas
Abogados

Carlos Arturo Toro López

Carlos Mario Molina Arrubla

Molina Díaz & Abogados SAS

Eduardo Cárdenas

Dentons, Cardenas & Cardenas

Enrique Alvarez

Lloreda Camacho & Co.

Gabriel Sánchez

Posse Herrera Ruiz

Guillermo Hernando Bayona

Combariza

Jorge Lara Urbaneja

LaraConsultores

Jorge Acosta-Reyes

Universidad del Norte

Jorge Voidonikolas

José Ignacio Lombana Sierra

Lombana & Lombana
Abogados

José Pablo Velásquez

Escobar
Universidad de Antioquia

Luis Eduardo Nieto

Nieto Abogados

Luisa Fernanda Toro

Molina Díaz & Abogados SAS

María Camila Castellanos

Forero
Universidad de los Andes

Rafael Abuchaibe L.

Lloreda Camacho & Co.

Raúl Alberto Suárez Arcila

Sonia Botero Restrepo

Universidad Libre Seccional Cali

Anonymous Contributors

Congo, Dem. Rep.

Annie Bambe Cikunda

Forum pour les Droits des
Jeunes et Enfants au Congo
(FODJEC)

Aubin Mabanza N'Semy

KLAM Advocates

Benjamin Ifeka Momponza

Cabinet Me Ifeka M.
Benjamin et Avocats

Bienfait Uwimana

Université de Goma

Bruno Bitangilayi Kapongo

Barreau de Kinshasa/Gombe

Charles Kitenge

Claude Izua Kembo

Voile Leve, Ongdh

Clément Shamashanga

Minga
Centre de Recherches et
d'études sur l'État de droit en
Afrique (CREEDA)

Etienne Mbodo Solo

Barreau du Kongo Central

Freddy Kitoko Nyembo
Centre pour la Justice et la
Réconciliation (CJR)

Fulbert Kwilu Nappa

Université de Kinshasa

Grace Beda Mbazi

Université de Goma

Hélène Kinda

Joseph Kayembe Mutamba

Joseph Yav Katshung

Yav & Associates LLP

Kumbu ki Ngimbi

Universite de Kinshasa

Liliane Musasa

Centre d'Assistance Juridique

Lionnel Umba Mavungu

PLA Law Firm SCP

Marie Nyombo Zaina

Réseau National des ONG
pour le Développement de la
Femme (RENADEF)

Michael Selemani

Lusembula
Hello Docteur; Réseaux
des Medecins Congolais de
Proximite

Patrick Katebe Kaisa

Étude Calwe & Associates

Patrick Nsimba Mata

Club des Amis Damien

Richard Lumbika Nlandu

Université Kongo

Rodino Tshibuyi

Conseil Supérieur de la
Magistrature

Rodrigue Isamaleki

Barreau de Kinshasa/Matete

Roger Mukendi

Réseau National des ONG
pour le Développement de la
Femme (RENADEF)

Toussaint Kwambamba Bala

Université de Bandundu;
Université Catholique du
Congo

Vianney Kanku

Action contre l'impunité pour
les Droits Humains

Anonymous Contributors

Congo, Rep.

Alide Bouangui

Barreau de Pointe Noire

Antonin Boumba

Barreau de Pointe Noire

Jean Pierre Mahoungou

RENAPC

Muriel Gladys Mouandza

Roland Bembelly

Cabinet d'Avocats Gomes

Yvon Bourges Mahinga

Ngama Lenny

Zéphirin Abel Moukolo

Croix Bleue Congolaise (CBC)

Anonymous Contributors

Costa Rica

Alonso Vargas

Lexincorp

Arturo Herrera Barquero

Caja Costarricense de Seguro
Social

Benjamín Gutiérrez

BG&A Abogados Corporativos

Carlos José Valerio Valerio

Colegio de Abogados y Abogadas

Carmen Zúñiga Quesada

GLC Abogados

David Gutierrez Swanson

BLP

Diego González Fernández

Universitat Pompeu Fabra

Douglas Barraza-Ruiz

Universidad Nacional

Dusting Oreamuno Álvarez

Universidad Técnica Nacional

Eduardo Calderón Odio

BLP

Erick Ramos Fallas

Bufete Zurcher Odio &
Raven, Zurcher Penal

Ewald Acuña Blanco

Bufete Acuña & Asociados

Fátima Porras Moya

Martinez & Porras Abogados

Federico Morales Chaves

Central Law

Felipe Riveros

Alta Batalla

Fidelia Solano Gutiérrez

Universidad Técnica Nacional

Ignacio Gallegos

Zurcher Odio & Raven

John Brenes Rodríguez

Alta Batalla

Luis Gonzalez Aguilar

Universidad de Costa Rica

Luis Sánchez

Facio & Cañas

M. Enrique Lizano

Lizano Pacheco Abogados

Marco Durante Calvo

BDS Asesores

Marlen León Guzmán

Passe-Partout Ed-Tech

Marvin Carvajal Pérez

Alta Batalla

Rafael Angel Rodríguez

Salazar
La Firma de Abogados CR

Ramón María Yglesias Piza

Bufete Mora, Yglesias y
Asociados

Randall Madrigal Madrigal

Colegio de Abogados y
Abogadas

Sylvia Bejarano Ramírez

Central Law

Vicente Lines

Arias

Anonymous Contributors

Côte d'Ivoire

Bile-Aka Joachim

Barreau de Cote d'Ivoire; Ordre des Avocats de Cote D'Ivoire

Carine Kouadio

Université Félix Houphouët Boigny

Charles Kignima

Eric Bably

BK & Associés

Geneviève Sissoko

REPSFECOCI

Kignaman Soro

K.S. & Associés

Paterne Mambo

Université Félix Houphouët Boigny

SCPA KSK

Souleymane Sakho

Société Civile Professionnelle d'Avocats Sakho-Yapobi-Fofana et Associés

Anonymous Contributors

Croatia

Alan Bosnar

Alan Soric

Attorneys Soric & Tomekovic Dunda

Anita Krizmanic

Mačević & Partners LLC

Arsen Bačić

University of Split

Boris Kozjak

Božidar Feldman

Matić, Feldman & Herman

Darko Jurišić

General Hospital "Dr. J. Benčević"

Ivo Grga

Lucija Sokanović

University of Split

Marko Borsky

Marko Lovrić

Mirosljub Macesic

Law Offices Macesic & Partners LLC

Natasa Zunic Kovacevic

University of Rijeka

Petar Bačić

University of Split

Rudolf Gregurek

University of Zagreb

Tomislava Furčić

Law Office Furčić

Toni Stifanic

Mačević & Partners LLC

Vedran Zlatić

University of Split

Zlatko Mateša

Odvjetničko Društvo Mateša & Kapitan DOO

Zrinka Buzatovic

Mačević & Partners LLC

Anonymous Contributors

Cyprus

Alexandros Clerides

Phoebus, Christos Clerides & Associates LLC

Alexia Mitsides

Chr. P. Mitsides & Co. LLC

Christos Mitsides

Chr. P. Mitsides & Co. LLC

Dimitrios Ntourakis

European University, Cyprus

Eleftherios T. Economou

Loizides & Economou LLC

Ioannis Economou

Loizides & Economou LLC

Katia Kakoulli

Chrysses Demetriades & Co. LLC

Lora Stylianou

LC LAW Stylianou & Associates LLC

Photos Tsangarides

PHC Tsangarides LLC

Anonymous Contributors

Czechia

Anna Gelety

Arkady Alexandrov

Barbora Dubanska

Dubanska & Co. Law

Daniel Bartoň

Jan Hurdík

Masarykovy Univerzity

Jan Poláček

Poláček, Tryznová & Prudlová

Lukáš Prudil

AK PRUDIL a spol., s.r.o.

Michal Koscik

Masaryk University

Michal Peškar

Randl Partners

Ondřej Chlada

DLA Piper

Radek Matouš

Eversheds Sutherland

Štěpán Holub

Holubová Advokáti s.r.o.

Tomas Cihula

Kinstellar

Vojtech Steininger

Hartmanova & Steininger

Zuzana Derflerova Brazdova

Masaryk University

Anonymous Contributors

Denmark

Anna Murphy

Murphys-lov.dk

Anne Brandt Christensen

Christian Bay Nielsen

STORM Advokatfirma

Christian Bentz

Lind Advokataktieselskab

Helle Krunke

University of Copenhagen

Henrik Bonné

Denlaw

Jakob S. Johnsen

HjulmandKaptain

John Sahl Andersen

University of Copenhagen

Kim Trensrow

Kromann Reumert

Paul Kruger Andersen

Århus University

Per Andersen

University of Southern Denmark

Poul Hvilsted

Horten Law Firm

Signe Smith Jervelund

University of Copenhagen

Anonymous Contributors

Dominica

Beverly Leblanc

Circle of Friends, Achievement Learning Centre

Kael E. London

Anonymous Contributors

Dominican Republic

Alberto Andrés Biaggi

Dimitri Biaggi Abogados

Alfredo Lachapel

Lachapel Toribio

Argenys Matos Feliz

Consultores Jurídicos del Caribe

Arismendi Díaz Santana

Fundación Seguridad Social Para Todos (FSSPT)

Arturo Figuereo Camarena

Fiallo Billini Scanlon Abogados & Consultores

Carlos Felipe Báez

Carlos Felipe Law Firm, SRL

Denisse Casado Reyes

Francisco Alvarez Valdez

Participación Ciudadana

Iván Alfonso Cunillera

Albuquerque

William Cunillera & Asociados

Jefrey Lizardo

Pontificia Universidad Católica Madre y Maestra (PUCMM)

Luis Eduardo Jiménez

Jiménez Peña

Luis Julio Jiménez

Jiménez Peña

Magdalena Rathe

Fundación Plenitud

Manuel Colomé-Hidalgo

Hospital Pediátrico Dr. Hugo Mendoza

Mary Fernandez-Rodriguez

Headrick Rizik Alvarez & Fernandez

Miguel Ángel Reyes Taveras

Fundación Fiscalización Ciudadana

Roberto Medina Reyes

Jorge Prats Abogados & Consultores

Rosa Ypania Burgos Minaya

Smerly Rodriguez Jimenez

Tribunal Constitucional de la República Dominicana

Tamara Aquino

Virgilio A. Mendez Amaro

Mendez & Asociados

Anonymous Contributors

Ecuador

Alan Almeida Z.

Gazette Abogados

Alfredo Brito Ortiz <i>Brito & Pinto Abogados</i>	James Pilco Luzuriaga <i>Universidad del Azuay</i>	Ibrahim Ahmad <i>Arab Chamber of Conciliation and Arbitration</i>	Rommell I. Sandoval R. <i>I&D Consulting</i>	Alemu Meheretu <i>Addis Ababa University</i>
Álvaro José Freile Franco <i>Dignidad y Derecho</i>	José Eduardo Navas Moscoso <i>Navas & Asociados</i>	Ibrahim Fahmy Kharboush <i>Alexandria University</i>	Sheila Marcella Romero Rodríguez	Aschalew Ashagre Byness <i>Addis Ababa University</i>
Ana Belén Posso Fernández <i>Ontaneda & Posso Abogados</i>	Juan Fernando Páez Parral <i>Estudio Jurídico Páez Terán</i>	Khaled El Shalakany <i>Shalakany Law Office</i>	Anonymous Contributors	Balewugieze Zemene Beza <i>University of Gondar</i>
Ana Veloz Avendaño	Marcelo Dávila Martínez <i>Sempértegui Abogados</i>	Anonymous Contributors	Estonia	Demelash Shiferaw Reta <i>Addis Ababa University</i>
Andrés López Valencia <i>Cevallos & Noboa</i>	Marcelo Proaño Paredes	El Salvador	Aare Tark <i>Law Office Tark</i>	Dessalegn Tigabu Haile <i>Bahir Dar University</i>
Augusto Chasillacta Zurita <i>Páez Terán Abogados</i>	Maria Jose Alarcon <i>Universidad Hemisferios</i>	Adán Araujo <i>Arias</i>	Andres Vutt <i>University of Tartu</i>	Gebreyesus Abegaz Yimer
Carlos Alberto Varela Arias <i>Universidad Hemisferios</i>	María José Luna Lara <i>Universidad Hemisferios</i>	Alberto Alfaro-Alvarado <i>Universidad Dr. José Matías Delgado</i>	Denis Piskunov <i>Magnusson Law Firm</i>	Guadie Sharew Wondimagegn <i>QMMH</i>
Carlos Carrasco Yépez <i>Almeida, Carrasco & Domínguez Asociados</i>	María Mercedes Salgado Salazar <i>Bustamante Fabara</i>	Benjamin Valdez Iraheta <i>Benjamin Valdez & Asociados</i>	Erik Salur <i>NJORD Law Firm</i>	Hiruy Gebreegziabher <i>University of Notre Dame, Australia</i>
Ciro Pazmino Zurita <i>P&P Abogados</i>	Mario I. Armendáriz Y. <i>Armendáriz & Andino Abogados</i>	Carlos Arturo Muyschondt Parker	Ga Gabriel Tavits <i>University Of Tartu</i>	Hussein Abdurahman Seid <i>Law Office of Abdurahman Seid; Mizan Teppi University School of Law</i>
Claudia Storini <i>Universidad Andina Simón Bolívar</i>	Mario Moncayo <i>MRV Abogados</i>	Christian Bara Cousin <i>Bara Legal Corporation</i>	Kaja Pölluste <i>University of Tartu</i>	Jara Samuel <i>Arsi University</i>
Daniel Caicedo <i>Carmigniani Pérez Abogados</i>	Miguel Ángel Gaviláñez Guerrero <i>Prospectus Law</i>	Claudia Marcela Hernández Chávez <i>FIADI</i>	Liis Rooväli <i>University of Tartu</i>	Kinfe Yilma <i>Addis Ababa University</i>
David Albarran Pacheco <i>ADLEX Estudio Jurídico Abogados y Consultores</i>	Nicole Espinosa Proaño <i>Dignidad y Derecho</i>	Consortium Legal	Madis Kiisa <i>Advokaadibüroo K&S Legal OÜ</i>	Kokebe W. Jemaneh <i>Addis Ababa University</i>
Diego Almeida Guzmán <i>Almeida Guzmán Asociados</i>	Pablo Andino Fiallos <i>Ava Legal</i>	Daniel A. Joya	Maksim Greinoman <i>Advokaadibüroo Greinoman & Co.</i>	Kokebe W. Jemaneh <i>Addis Ababa University</i>
Esteban Javier Polo Pazmiño <i>Universidad Internacional del Ecuador</i>	Patricio Ortega <i>Sempértegui Abogados</i>	David Claros <i>García & Bodán</i>	Merle Erikson <i>University of Tartu</i>	Mehari Redae <i>Addis Ababa University</i>
Farith Simon <i>Universidad San Francisco de Quito</i>	Patricio Peña R. <i>Noboa, Peña & Torres Abogados</i>	Eduardo Campos Funes <i>Legit - Asesores Legales</i>	Mikk Jürisson <i>University of Tartu</i>	Mekete Bekele Tekle <i>Addis Ababa University</i>
Fernando Sacoto Aizaga <i>Universidad Internacional del Ecuador</i>	Santiago Solines <i>Solines & Asociados Abogados</i>	Feridee Alabi <i>Romero Pineda & Asociados</i>	Tanel Küün <i>Law Office Tark</i>	Mesfin Beyene Abrha <i>Mekelle University</i>
Gabriela Rivera Arévalo	Sylvia Bonilla Bolaños <i>Centro de Investigación y Defensa del Derecho al Trabajo</i>	Francisco Murillo <i>Central Law</i>	Tauno Tark <i>Law Office Tark</i>	Messelu Mamenie Endale <i>Bahir Dar University</i>
Graciela Monesterolo L. <i>Pontificia Universidad Católica del Ecuador</i>	Anonymous Contributors	Jose Eduardo Barrientos Aguirre <i>SBA, SA de CV</i>	Anonymous Contributors	Muhammed Hillo <i>Arsi University</i>
Hugo García, Daniel Caicedo, and Kevin Larco <i>Carmigniani Pérez Abogados</i>	Egypt, Arab Rep.	José Raúl Guerrero Jiménez <i>Legalis</i>	Ethiopia	Nigussie Redae <i>Addis Ababa University</i>
	Bahieldin H. Z. Elibrachy <i>Ibrachy & Dermarkar</i>	Luis Alonso Navarrete Soto <i>Lans Despacho de Abogados</i>	Abiyou Girma Tamrat <i>Abiyou Girma Law Office</i>	Rahel Alemayehu <i>Rahel Alemayehu & Associates Law Office</i>
		Piero Rusconi Gutierrez <i>Central Law</i>	Alebachew Birhanu <i>Bahir Dar University</i>	Richard Wentzell <i>Haramaya University</i>
			Alemnew Gebeyehu Dessie <i>Konrad-Adenauer-Stiftung</i>	

Tameru Bereded <i>TWA and Partners Law Office, LLP</i>	Sanna-Maria Bertell <i>Hewlett Packard Enterprise</i>	Madi Jobarteh <i>Westminster Foundation for Democracy</i>	Kofi Akronte Asmah <i>Gyandoh Asmah & Co.</i>	Kostoula Mazaraki <i>Nomos Law Firm</i>
Tegegne Zergaw <i>Bahir Dar University</i>	Tatu Hyttinen <i>University of Turku</i>	Malick F. M'Bai <i>M'Bai Legal Chambers</i>	Kwabena Opong-Kyekyeku <i>CQ Legal</i>	Magda Kapoti-Tazedaki <i>Tazedakis Law Firm</i>
Temesgen Sisay Beyene <i>Bahir Dar University</i>	Teuvo Pohjolainen <i>University of Eastern Finland</i>	Mary Mam Degen Fye Stefan Huster <i>Ruhr-Universität Bochum</i>	Nana Esi Aferba Ahlijah <i>Ariel Avery Law</i>	Marcel Cremer <i>Cremer & Partners</i>
Tewodros Demamu Teshome <i>Debre Markos University</i>	Anonymous Contributors	Stephan Sander <i>Sander Terhedebrügge Treumann Rechtsanwälte</i>	Richmond Aryeetey <i>University of Ghana</i>	Melina Avagianou <i>Klimaka</i>
Tsegaye Mideksa Chaka <i>Arsi University</i>	France	Thilo Mahnhold <i>JUSTEM</i>	Robert Tettey Nomo, Jr. <i>Legal Resources Centre (LRC)</i>	Nikolaos M. Kondylis <i>N. M. Kondylis & Partners Law Office</i>
Tsehai Wada <i>Addis Ababa University</i>	Carlos M. Herrera <i>CY Cergy Paris Université</i>	Thomas Feltes <i>Ruhr-Universität Bochum</i>	Samson Lardy Anyenini <i>A-Partners at Law</i>	Panagiotis Gioulakos <i>e-nomos Consultants</i>
Zewdu Mengesha <i>Bahir Dar University</i>	François Cantier	Thomas Jürgens <i>Jürgens Rechtsanwaltsgesellschaft mbH</i>	Samuel Alesu-Dordzi <i>AudreyGrey Unlimited</i>	Stavros Karageorgiou <i>Karageorgiou & Associates Law Firm</i>
Anonymous Contributors	Gauthier Chassang <i>Inserm</i>	Wibke Köppler <i>Kanzlei Wibke Köppler</i>	Samuel Pinaman Adomako <i>Ferociter</i>	Stelios Andreadakis <i>Brunel University London</i>
Finland	Léa Boukoulou	Wolf Stahl <i>ADA Cosmetics International GmbH</i>	Tata Kosi Foliba <i>Fugar & Company</i>	Stelios Gregoriou <i>Gregoriou Law Firm</i>
Ari Miettinen <i>Fimlab Laboratories Oy Ltd.</i>	Marie-Christine Cimadevilla <i>Cimadevilla Avocats</i>	Anonymous Contributors	Theresa Dzifa Tamakloe	Anonymous Contributors <i>VTP-Law Athens</i>
Johanna Haltia-Tapio <i>Hannes Snellman Attorneys Ltd.</i>	Nicole Stolowy <i>HEC Paris</i>	Anonymous Contributors	Anonymous Contributors	Virginia Theodoropoulou
Jukka Paloheimo <i>Roschier Attorneys Ltd.</i>	Sebastien Ducamp <i>Sesame Avocats AARPI</i>	Abena Ntrakwah-Mensah <i>Ntrakwah & Co.</i>	Alexios Athanassopoulos <i>AA Law Firm</i>	Yota Kremmida <i>Hewlett Packard Enterprise</i>
Kimmo Nuotio <i>University of Helsinki</i>	Véronique Tuffal-Nerson and Walid-Zidane Gouli <i>TNDA</i>	Azanne Kofi Akainyah <i>A&A Law Consult</i>	Alexis Anagnostakis <i>Anagnostakis Law Offices</i>	Anonymous Contributors
Lauri Railas <i>Railas Attorneys Ltd.</i>	Anonymous Contributors	Christine Amankwa <i>Sam Okudzeto & Associates</i>	Anthony G. Mavrides <i>Ballas, Pelacanos & Associates LPC</i>	Grenada
Markku Fredman <i>Law Office Fredman & Månsson</i>	Elza-Ritchuelle Boukandou <i>Kalmie Avocats Associés</i>	Emma-Jane Daniels <i>Minkah-Premo & Co.</i>	Athina Moraiti	Avril Anande Trotman-Joseph <i>Law Office of Joseph & Joseph</i>
Matti Ilmari Niemi <i>University of Eastern Finland</i>	Irénée Mezui Mba	Enock Jengre <i>Legal Resources Centre (LRC)</i>	Dionysis Balourdos <i>National Centre for Social Research</i>	Camille Gooding-DeSouza <i>Law Office of Camille Gooding-DeSouza</i>
Matti Tolvanen <i>University of Eastern Finland</i>	Noël Edgar Gomes Ntchango	Ernest Y. Ako <i>University of Cape Coast</i>	Effimia Tsagkalidou <i>Effimia Tsagkalidou and Partners Law Firm</i>	Chevanev Charles
Mika J. Lehtimäki <i>Bayesian Realm</i>	Thierry Moundougalt	Isaac Aburam Lartey <i>Sam Okudzeto & Associates</i>	Ilias Anagnostopoulos	James Bristol <i>Henry Henry & Bristol</i>
Mika Launiala <i>University of Eastern Finland</i>	Yenou Solange <i>SCP Yenou & Chansel</i>	Kenneth Paa Kwesi Agyir <i>Sam Okudzeto & Associates</i>	John Kyriakides <i>Kyriakides Georgopoulos Law Firm</i>	Melissa Modeste-Singh <i>Henry Henry & Bristol</i>
Patrick Lindgren <i>Advocare Law Office</i>	Anonymous Contributors	Kofi Agyena Agyeman <i>Law Plus</i>	Konstantinos Vamas-Vloutis <i>K. Valmas-Vloutis & Associates Law Office</i>	Rosana John <i>Dentons, Delany</i>
Raimo Lahti <i>University of Helsinki</i>	Cherno Marenah			Sheriece A. R. Noel <i>Afi Ventour & Co.</i>
	Loubna Farage <i>Farage Andrews Law Practice</i>			
	The Gambia			

Tanya K. Lambert

Yurana Phillip

Afi Ventour & Co.

Anonymous Contributors

Guatemala

Alejandro Cofiño, Javier Medrano, and Carlos García Sáenz

Alta, QIL+4 ABOGADOS

Alvaro R. Cordón

Cordon & Cordon Law Offices

Ana Carolina Nichols

Solvo Group

Angélica Lucía Aguilar Gutiérrez

Universidad Francisco Marroquín

David Ernesto Chacón Estrada

Universidad de San Carlos

Edson Lopez

ECIJA Guatemala

Emanuel Callejas A.

Carrillo & Asociados

Enrique Möller Sánchez

Mollerlaw

Fredy Abed Alabi

Universidad Francisco Marroquín

Fredy Quinteros

Gabriel Arturo Muadi

Garcia

Gonzalo Menendez Park

Lexincorp

Guillermo Gándara Espino

Work in Progress

Harvey Alvarez

HP Abogados

Jorge Mario Andrino

Grotewold

Juan José Porras Castillo

GT Legal

Katia Marina Torres Barrera

Torres de Wit & Asociados

Kenny Alexander Sandoval

Linares

Solvo Group

Mario Roberto Guadrón

Rouanet

GT Legal

Marvin Javier Dávila

Villegas

Oscar Adolfo Morales

Montufar

Morales Montufar Bufete Internacional

Oscar Augusto Rivas

Villanueva

GR Legal

Roberto René

Alonzo del Cid

Saúl González Cabrera

Sergio A. Peña Mandujano

Globalex

Vilma Judith Chavez

Espina de Pop

Universidad Galileo

Anonymous Contributors

Guinea

Aboubacar Kone

Centre communautaire des populations clés de Conakry

Aimé Christophe

Labilé Kone

Avocats Sans Frontières

Ali Badara Bangoura

Ordre des Avocats de Guinée

Alpha Kourouma

Amadou Babahein Camara

Barreau de Guinée

Ansoumane Kalivogui

David Beavogui

Barreau de Guinée

Foromo Frederic Loua

Les Mêmes Droits pour Tous

Mahawa Sylla

VIE+

Mamadou Gack

Afrique arc-en-ciel-Guinée (AAECG)

Oumar Baldé

Ousmane Dambel

Brussels United Lawyers (BUL)

Yaramo Cé Saoulomou

Cabinet d'Avocat Zoé Prosper

Anonymous Contributors

Guyana

Adrian Smith

Toussaint Law Firm

Chandrawattie Persaud

Ibis Chambers

Eva Rawana-Scott

Madan Rambaran

Woodlands Hospital

R. Jabour

Rajendra Jaigobin

Sarika Gajraj

Siskin Consultants

Tyra Bakker

Competition and Consumer Affairs Commission

Anonymous Contributors

Haiti

Alain Guillaume

Universite Quisqueya

Anderson Gazenord

Thémis Cabinet d'Avocats

Christelle St-Natus Cavé

Hudicourt-Woolley & Associés

Djenanne Feliz-Désir

Barreau de Port-au-Prince

Frantz Gabriel Nerette

Juris Excel Cabinet d'Avocats

Genel Pierre

Cabinet Rigaud Duplan

Geneviève Michel

Jean Guy Honore

Centre Haitien pour le Renforcement du Système de Santé (CHARESS)

Jean Vandal

Michel Succar

Cabinet Lissade-Succar

Patrick Woolley

Barreaeu de Port-au-Prince

Salim Succar

Cabinet Lissade-Succar

Vanessa Abdel-Razak

Abdel-Razak & Associés

Wildor Faustin

Anonymous Contributors

Honduras

Alejandro Kaffati

Consejo Hondureño de la Empresa Privada (COHEP)

César Antonio

Espinal González

Consejo Nacional Anticorrupción (CNA); Observatorio de Política Criminal Anticorrupción (OPCA)

David Armando

Urtecho López

Eduardo Enrique

Fuentes Calix

Hablemos de Honduras

Eduardo René

Rivera Mendoza

ECIJA Honduras

Ekber Matute

Arias

Fanny Rodriguez

Arias

Federico Moncada

Centro de Investigación y Desarrollo en Salud, Trabajo y Ambiente (CIDSTA)

Gabriela María Williams

Cruz

ECIJA Honduras

Henry Salinas

Ivis Alvarado

BLP

Jessica Marleni Kennerley

Bufete Colegas

Jorge Arturo Reina Interiano

ECIJA Honduras

Jose Alvarez

BLP

Juan José Alcerro Milla

Aguilar Castillo Love

Juan Pablo Larios Guillén

Conjurinter

Leobildo Cabrera Cabrera

Lino Carmenate Milián

Universidad Nacional Autónoma de Honduras

Lisandro Valle Perez

Hospital y Clínicas DIME SA

Marlon Edgardo

Andino Martínez

Dumas Lex

Marlon Jose Ortiz Martinez

Universidad Tecnológica Centroamericana

Olvin Ulises

Mondragón Ponce

Consejo Hondureño de la Empresa Privada (COHEP)

Rafael Chicas

BLP

Rafael Gómez Mateo

Grupo Legalsa de Honduras

Rodolfo Dumas Castillo

Dumas Lex

Ruth Posadas

Hombro a Hombro

Valerya Theodoracopoulos

López

Arias

Walter L. Ramírez

Lexfirma-Honduras

Yesenia Martinez
Universidad Nacional Autónoma de Honduras

Anonymous Contributors

Hong Kong SAR, China

C. M. Chan
Centre for the Rule of Law, Hong Kong Policy Research Institute

Ella Cheong
ELLALAN

Lawrence Ma
Foundation Chambers

Philip Dykes
Bernacchi Chambers

Rick Glofcheski
University of Hong Kong

Victor Dawes
Temple Chambers

Anonymous Contributors

Hungary

András Jakab
University of Salzburg

Andras L. Pap
ELRN Centre for Social Sciences Institute for Legal Studies

Gábor Baruch
Baruch Law Office

Judit Sandor
Central European University

Lívia Albáné Feldmájer

Peter Mihalyi
Corvinus University of Budapest

Petra Bárd
Radboud Universiteit

Zsolt Kortvelyesi

Zsolt Zengődi

Anonymous Contributors

India

Anshul Prakash
Khaitan & Co.

Anupamaa Venugopal
AVRC Legal

Arush Khanna
Numen Law Offices

Arvinder Pal Singh Narula

Kartik Ganapathy
IndusLaw

Lalit Bhasin
Bhasin and Company Advocates

Lira Goswami
Associated Law Advisers

Padmaja Kaul
IndusLaw

Puneet Misra

Rabindra Jhunjhunwala, Raj Panchmatia, and Roshnek Dhalla
Khaitan & Co.

Rajas Kasbekar
CRK Legal

Sheahan Verghese
Tree of Life Associates

Vidya Bhushan Rawat

Vipender Mann
KNM & Partners, Law Offices

Anonymous Contributors

Indonesia

Alamo D. Laiman
Legisperitus Lawyers

Arih Diyanning Intiasari
Jenderal Soedirman University

Dr. Robert
Universitas Sumatera Utara

Erwin Natosmal Oemar
Ikatan Advokat Indonesia

Fadjar Kandar
Roosdiono & Partners

Felicia Tania
Legisperitus Lawyers

Gatot Soemartono
Universitas Tarumanagara

Ibnu Syamsu Hidayat
Firma Hukum Themis

Kholis Abdurachim Audah
Swiss German University

Laode M. Syarif
Kemitraan

Louise Patricia Esmeralda
Roosdiono & Partners

Marizca Rachel Poluan
Legisperitus Lawyers

Muhamad Isnur
Indonesia Legal Aid Foundation

Ningrum Natasya Sirait
Universitas Sumatera Utara

Rahayu N. Hoed
Makarim & Taira S.

S. Sartono
Dentons, HPRP

Sianti Candra
Agung Podomoro University

Sri Handayani
Universitas Dian Nuswantoro

Sulistyaningsih Kusmanto
Universitas 'Aisyiyah Yogyakarta

Sunardjo Sumargono
Law Office of Semar Suryakencana Cipta Justiesindo

Tanius Sebastian
Parahyangan Catholic University

Tristam Pascal Moeliono
Parahyangan Catholic University

Violla Reininda Hafidz
Konstitusi dan Demokrasi Inisiatif

Wigati N. Partosedono
Integrity Law Firm

Yassar Aulia
Indonesia Corruption Watch

Anonymous Contributors

Iran, Islamic Rep.

Atiyeh Rezaei
Dr. Entezari & Associates Law Firm

Fatemeh Haddad Mohamad Abadi
Central Bar Association

Kamiar Alaei
Medical Alliance for Health Services Abroad (MAHSA)

Mehran Tamadonfar
University of Nevada, Las Vegas

Shirin O. Entezari
Dr. Entezari & Associates Law Firm

Vahid Ghasemi

Yahya Rayegani
Praelegal

Anonymous Contributors

Ireland

Bill Holohan
Holohan Lane LLP

Colman McCabe
Hewlett Packard Enterprise

Eileen McCabe

Gerard Bury
University College Dublin

Ian O'Donnell
University College Dublin

Rónán Kennedy
University of Galway

Shane MacSweeney
MacSweeney & Company Solicitors

Anonymous Contributors

Italy

Alessia-Ottavia Cozzi
University of Udine

Anna Simonati
University of Trento

Antonella Antonucci
Università degli Studi di Bari Aldo Moro

Antonio Cassatella
University of Trento

Antonio Viscomi
Università Magna Graecia di Catanzaro

Emanuele Cortesi
CMA Studio Legale

Emanuele Scafato
Italian Society on Alcoholology

Francesco De Angelis

Giuseppe Lorenzo Rosa

Isabella Aquila
University Magna Graecia of Catanzaro

Luca Barontini
Università degli Studi di Genova

Luigi Mori
Biolato, Longo, Ridola & Mori

Marco Esposito
Università di Napoli Parthenope

Mariano Cingolani
University of Macerata

Patrizia Magarò
Università degli Studi di Genova

Pierpaolo Martucci
University of Trieste

Pietrantonio Ricci
Magna Graecia University

Pietro Faraguna
University of Trieste

Roberto Ceccon
ACLAW

Rocchina Staiano

Università degli Studi di Teramo

Vittorio Fanchiotti

Università di Genova

Anonymous Contributors

Jamaica

Allan S. Wood

Livingston Alexander & Levy

Althea Bailey

University of the West Indies

Annalee Gray Brown

Caribbean Institute for Health Research

Anthony Clayton

University of the West Indies

Antoinette Barton-Gooden

University of the West Indies

Audrey Brown

Carla-Anne Harris-Roper

Employment Matters Caribbean

Christopher Bovell

Dunncox

Danielle S. Archer

LegalArcher

Dwight Williams

Ministry of National Security

Emile G. R. Leiba

Dunncox; Jamaican Bar Association

Hadrian R. Christie

HRC Law

J. Peter Figueroa

University of the West Indies

Paul Brown

University of the West Indies

Roger Gibson

University of the West Indies

Sonia Gatchair

University of the West Indies

Sylvia Mitchell

University of the West Indies

Anonymous Contributors

Japan

Akifumi Mochizuki

Atsumi Toshiyuki Law Office

Akira Fujimoto

Nagoya University

Hiroshi Matsuo

Keio University Law School

Junko Suetomi

Baker & McKenzie

Kosuke Oie

LPA Tokyo

Mayumi Ikeuchi

Tokai University

Nanako Tamiya

University of Tsukuba

Shugo Hotta

Tokyo Metropolitan University

Soichiro Fujiwara

Baker & McKenzie

Takashi Maruta

Sannomiya Law Office

Toshiaki Higashi

Nishinohon Occupational Health Center

Yohei Suda

The Law Office of Yohei Suda

Yosuke Shimamura

Shimamura Law Office

Anonymous Contributors

Jordan

Abdullah Al-Nawayseh

Mutah University

Abdullah M. Jaradat

Abdullah & Partners Law Firm

Eman Mohammed

Al Dabbas
International Business Legal Associates

Farah Almajlai

International Consolidated for Legal Consultations (ICLC)

George Hazboun

International Consolidated for Legal Consultations (ICLC)

Hisham Ababneh

Ababneh Law and Arbitration S.P.

Kamal Jamal Alawamleh

University of Petra

Laith Nasraween

Legal Symbol Company for the Work of Law and Arbitration

Michael T. Dabit

Michael Dabit & Associates

Tamara Al Rawwad

University of Texas, Rio Grande Valley

Zaha Najdawi

A&T Najdawi Law

Zaid Muhmoud Agaileh

Mutah University

Anonymous Contributors

Kazakhstan

Amangeldy Shormanbayev

International Legal Initiative

Arlan Yerzhanov

Artem Nikolaevich

Timoshenko
Unicase Law Firm

Elena Nesterova

Caspian University

Evgeny Zhovtis

Kazakhstan International Bureau for Human Rights and Rule of Law

Galinskaya Yu

Caspian University

Kirill Greshnikov

Aequitas Law Firm

Kuben Abzhanov

Baker & McKenzie

Sergey Vasilievich Skryabin

Caspian University; Institute of Legislation and Legal Information of the Republic of Kazakhstan

Timur Yerjanov

Almaty City Bar Association

Victoria Simonova

Dentons

Vladislav Nadtochiy

Anonymous Contributors

Kenya

Abbas Esmail

Anjarwalla & Khanna LLP

Anthony Akelo Okulo

Okulo and Company Advocates

Benjamin Musau

B M Musau & Co., Advocates LLP

Beryl Orai

Kenya National Commission on Human Rights

Daniel Munyao Yumbya

Machakos County Executive Committee

Dennis Mung'ata

Gichimu Mung'ata & Company Advocates

Elly Nyaim Opot

University of Nairobi

Ercik Maosa

Maosa & Co. Advocates

Fred Ondieki Mogotu

Fred and Isaac Advocates LLP (FredLaw)

Joe Mwangi Waweru

Muthoga Gaturu & Company Advocates

John Kihui

Confederation of Micro and Small Enterprises Organisation, Kenya Chapter

Kamau Karori

DLA Piper, IKM Advocates

Kiingati Ndirangu

Kiingati Ndirangu & Associates Advocates

Mohamed A. Karega

Wanjiku Mohamed Advocates LLP

Nicolas Andrew Obara

Muthoga Gaturu & Company Advocates

Patricia Khisa

P.N. Khisa Advocates

Patrick Rugo

MG & Co. Advocates

Remigeo Mugambi

Muthoga Gaturu & Company Advocates

Ronald Rogo

University of Nairobi

Thomas M. Chokwe

University of Nairobi

Thomas N. Maosa

Maosa & Co. Advocates

Wilfred Mbugua Ngugi

Chiuri Kirui & Rugo, Advocates

Anonymous Contributors

Korea, Rep.

Bok Ki Hong

Yonsei University

Changwoo Lee

Donghwa Labor Consulting Firm

Dongjin Lee

Seoul National University

Geary Choe

Kim & Chang

Hwang Lee

Korea University

Jaeseop Song

IIAC

James I. S. Jeon

Sojong Partners

Junsok Yang <i>The Catholic University of Korea</i>	Mytaher Haskuka <i>University of Prishtina</i>	Nurlan Kyshtobaev <i>GRATA International</i>	Lebanon	Lucia Diana Sonii-Gbala <i>Heritage Partners & Associates LLC</i>
Rokho Kim <i>World Health Organization</i>	Nerxhivane Dauti <i>University of Prishtina</i>	Anonymous Contributors	Antoine G. Ghafari	Nelson S. Weh, Jr.
Sangbong Lee <i>DR & AJU International Law Group LLC</i>	Teuta Beka	Latvia	Carlos Abou Jaoude <i>Abou Jaoude and Associates</i>	Samwar S. Fallah
William Woojong Kim <i>Lee & Ko</i>	Anonymous Contributors	Agnese Medne <i>Law Firm Glimstedt</i>	Elias W. Chalhoub <i>Arab Center for the Development of the Rule of Law and Integrity</i>	Stephen K. McGill <i>Stop AIDS in Liberia (SAIL)</i>
Anonymous Contributors	Kuwait	Aldis Lieljuksis <i>Riga Stradiņš University</i>	Fadia Rizk <i>Hachem and Rizk Law Office</i>	Sylvester G. Lormie, II <i>Center for Legal Education, Human Rights and Peace Studies; Green Advocates International</i>
Kosovo	Abdulrahman AlHumaidan <i>Mashora Advocates & Legal Consultants</i>	Andris Lazdins <i>Ellex Klavins Law Firm</i>	Jean E. Akl <i>Akl Law Practice</i>	T. Damacious SAYSAY <i>Central Law Offices, Inc.</i>
Agon Rrecaj	Adel Abdulhadi <i>Al Oula Law (Adel Abdulhadi & Partners)</i>	Armands Rasa <i>Law Office RER Lextal</i>	Jihad Irani <i>St. George University</i>	T. Debey Sayndee <i>Kofi Annan Institute for Conflict Transformation, University of Liberia</i>
Agron E. Beka <i>University of Mitrovica "Isa Boletini"</i>	Chetan Sharma <i>Abdullah Kh. Al-Ayoub & Associates</i>	Ieva Reine <i>Riga Stradiņš University</i>	Joelle Chouefati	Anonymous Contributors
Aradian Rugova <i>Kosovo Medicines Agency</i>	Christopher Walugembe <i>ASAR Al-Ruwayeh & Partners</i>	Inga Kudeikina <i>Riga Stradiņš University</i>	Joelle Khater <i>Badri and Salim El Meouchi Law Firm</i>	Lithuania
Arta Dauti	Fawaz Khaled Alkhateeb <i>Taher Group Law Firm</i>	Irina Kostina <i>Law Firm Ellex Klavins</i>	Khatoun Haidar <i>Synergy-Takamol</i>	Andželika Vosyliūtė <i>Vilnius University</i>
Bahtir Troshupa	Faisal Alfahad <i>Alfahad & Partners Consultants & Attorneys</i>	Iveta Ceple <i>Zab Ellex Klavins Sia</i>	Mohamad Ramadan <i>Elaref International Law Office</i>	Auksė Domeikienė <i>Lithuanian University of Health Sciences</i>
Besim Tafa	Hossam Abdullah <i>Al-Hossam Legal, Al-Turqi & Partners</i>	Jānis Ešenvalds <i>Law Office RER Lextal</i>	Najib Mikhael Khattar <i>Khattar Associates</i>	Ingrīda Mačernytė Panomariovienė <i>Lietuvos Socialinių Mokslų Centro Teisės Institutas</i>
Ehat Miftaraj <i>Kosovo Law Institute</i>	Mohamed Ramadan	Jelena Kvjatkovska <i>Law Office Rode & Partners</i>	Rany Sader <i>Sader & Associates</i>	Linās Žalnierūnas <i>Redlines</i>
Enver Hasani <i>University of Prishtina</i>	Taha Ameen <i>Almarkaz Law Firm</i>	Juris Janums <i>Law Office RER Lextal</i>	Raymond Medlej	Loreta Andziulytė <i>ECOVIS Proventus Law</i>
Fatmire Haliti <i>Kosova Rehabilitation Center for Torture Victims (KRCT)</i>	Sanabel Jafar <i>First Law Firm - Adel Abdel Hadi & Partners</i>	Juta Meimere <i>COBALT</i>	Roger El Khoury <i>HiiL</i>	Paulius Murauskas <i>Law Firm Sorainen & Partners</i>
Gjyljeta Mushkolaj <i>University of Prishtina</i>	Talal Taqi <i>Al-dostour Law Firm</i>	Karina Palkova <i>Riga Stradiņš University</i>	Sheryne Koteiche <i>Awada & Tyan Law Firm</i>	Ramune Kalediene <i>Lithuanian University of Health Sciences</i>
Halim Bajraktari <i>University "Ukshin Hoti" Prizren</i>	Anonymous Contributors	Karlīs Reihmanis <i>Reihmanis & Partners Law Firm</i>	Tatiana Hamiyeh Itani <i>Abboud & Associates</i>	Rimantas Stanevičius <i>Ellex Valiunas Law Firm</i>
Hava Ismajli <i>University of Prishtina</i>	Kyrgyz Republic	Kristaps Loze <i>Loze & Partners</i>	Anonymous Contributors	Romualdas Drakšas <i>Lithuanian Bar Association</i>
Jona Bica Kacinari <i>Kalo & Associates</i>	Anastasiya Folts <i>S.A. Veritas</i>	Liene Cakare <i>Zab Ey Law</i>	Liberia	Anonymous Contributors
Kole Krasniqi <i>University of Peja</i>	Azamat Kerimbaev <i>ABA ROLI</i>	Linda Lielbriede <i>Rusanovs & Partneri</i>	Cecil B. Griffiths <i>Criminal Justice Support Foundation for West Africa</i>	
Krenar Loshi	Gulshaiyr Abdirasulova <i>Kylym Shamy Human Rights Defense Center</i>	Stella Kaprāne <i>Law Firm NJORD</i>	John Kamma <i>Citizen Bureau for Development and Productivity</i>	
Mervete Shala <i>University of Business Technology</i>		Anonymous Contributors		

Luxembourg

Antoine Fortier Grethen
SJL Jimenez Lunz

Benjamin Nerva
Etude Koener & Mines

Emilia Fronczak
Loyens & Loeff

Frank Wies
Wies & Hertzog

Pierre Elvinger
Elvinger Hoss Prussen

Rudatinya Mbonyumutwa
Mbonyumutwa Avocats

Anonymous Contributors

Madagascar

A. Ramiakajato

Alain Yvon Ramamison
Barreau de Madagascar

Alphonse Anatole
Barreau de Madagascar

Andry Herisoa Andrianasolo
Institut International des Sciences Sociales

Andry Randriaminosoa

Bakoly Razaiarisolo

Fahafahantsoa Rapelanoro Rabenja
University of Antananarivo

Jedidia Rakotomalala
Université Catholique de Madagascar

Olivia Rajerison
Cabinet Rajerison

Rojo Randrianarivony Ralitera

Saholiniaina Njivasoa Nathalie Rambelison
Barreau de Madagascar

Tino Harvel Razafinimanana

Tojo Andriambololona
Barreau de Madagascar

Toki Ramilison

Anonymous Contributors

Malawi

Adamson Sinjani Muula
Kamuzu University of Health Sciences

Ahmed Mussa
Ritz Attorneys at Law

Chikondi Chijozi
Southern Africa Litigation Centre

George Naphambo
Naphambo and Company

Immaculate Maluza
Irish Rule of Law International

Jones Stanley Gulumba
Naphambo and Company

Lewis Chezan Bande
University of Malawi

Lozindaba Mbvundula
Ritz Attorneys at Law

Patrice C. Nkhono
Mbendera & Nkhono Associates

Victor Mhango
Center for Human Rights Education, Advice and Assistance

Wanangwa Hara
Ritz Attorneys at Law

Anonymous Contributors

Malaysia

Ashgar Ali Ali Mohamed
Ahmad Ibrahim Kulliyah of Laws, International Islamic University Malaysia

Chew Phye Keat
Raja, Darryl & Loh

Dato Azmi Mohd Ali
Azmi & Associates

Joshua Tay
AmerBON

Lim Wei Jiet
Messrs Lim Wei Jiet

Mohd Munzil Muhamad
Multimedia University

Norhisham Abd Bahrin
Azmi & Associates

Nurhafilah Musa
National University Malaysia

Nurjaanah Chew Li Hua
University Malaya

S. B. Cheah
S. B. Cheah & Associates

Suganthi Singam
Messrs Shearn Delamore & Co

Sumitha Shaanthinni Kishna
Our Journey

Wah Yun Low
Universiti Malaya

Yusramizza Md Isa @ Yusuff
Universiti Utara Malaysia

Anonymous Contributors

Mali

Oumar Niare
SCPA Hera Conseils, Avocat Associe

Ousmane Sylla
Office National de la Santé de la Reproduction

Samba Baba N'Diaye
Barreau du Mali

Seydou Doumbia
Avocats Sans Frontières

Anonymous Contributors

Malta

Arthur Azzopardi
Azzopardi, Borg & Associates Advocates

Christine Calleja
Mamo TCV Advocates

Julian Mamo
University of Malta

Louis de Gabriele
Chamber of Advocates

Pierre Mallia
University of Malta

Tyrone Grech
Naudi Mizzi & Associates Advocates

Anonymous Contributors

Mauritania

Zeinebou Taleb Moussa
Association Mauritanienne pour la Santé de la Mère et de l'Enfant

Anonymous Contributors

Mauritius

Burty François
Juristconsult Chambers

Deepti Bismohun

Marie Cindy Trevedy
AILES

Mohammad Nawaz Dookhee Prakash Bheeroo
Prakash Bheeroo Chambers of Law

Rajen Narsinghen
National University

Rubna Daureeawo
RD Chambers

Yousuf Ali Azaree
MC Law Offices

Yves Hein
Hein Chambers

Zareena Tawheen Choomka
LexCorp Chambers

Anonymous Contributors

Mexico

Alejandra Moreno Altamirano
Universidad Nacional Autónoma de México (UNAM)

Alfonso Laborde Ramírez
Moreno Rodríguez y Asociados SC

Alfonso Rodríguez Arana
LegalMex S.C.

Alma Priscilla Torres Malanche
Hernández Torres Abogados

Carlos de Buen Unna
Bufete de Buen, SC

Carlos Santos-Burgoa
The George Washington University

Christian Ascencio Martínez
Universidad Nacional Autónoma de México (UNAM)

Daniel Nuñez Durán
GR & ND Asociados

Diana Ivette Fuentes Ulloa
Grupo Genera

Diego Gomez-Haro Katznelson
Sánchez DeVanny Eseverri, SC

Elias Huerta Psihas
Asociación Nacional de Doctores en Derecho (ANDD)

Enrique Camarena Domínguez

Ernesto C. Sanchez Rodríguez
MSU; SSY; Universidad Nacional Autónoma de México (UNAM)

Esteban Maqueo Barnette
Oléa, Maqueo y Giménez, SC

Gerardo Carrasco
Soledad & Carrasco Abogados

Gilberto Miguel Valle Zulbarán
Basham Ringe y Correa SC

Guillermo Piecarchic
PMC Group SC

Hugo Hernandez-Ojeda Alvarez
Hogan Lovells

Iñigo Alejandro Torres Ortíz <i>Hernández Torres Abogados</i>	Mónica Jazmín Martínez Pérez <i>Universidad Nacional Autónoma de México (UNAM)</i>	Doltu Svetlana <i>Act for Involvement (AFI)</i>	Badral Munkhdorj <i>Mongol-Advocates LLP</i>	Badi Ali <i>Association Nationale pour Défendre des Droits de L'Homme au Maroc</i>
Jose Alberto Campos Vargas <i>Sánchez DeVanny Eseverri, SC</i>	Oliva López Arellano <i>Secretaría de Salud del Gobierno de la Ciudad de México; Universidad Autónoma Metropolitana</i>	Doreen Popescu <i>Union of Lawyers</i>	Bolormaa Volodya <i>GRATA International</i>	Elbachir Aaddi
José Arturo Granados Cosme <i>Universidad Autónoma Metropolitana</i>	Roselia Arminda Rosales Flores <i>Universidad Autónoma de la Ciudad de México</i>	Galina Obreja <i>State University of Medicine and Pharmacy</i>	Enkhtur Demberelsuren <i>MahoneyLiotta LLP</i>	Loukili Aouali Souhir
José Martín Galván Muñoz	Sergio López Moreno <i>Universidad Autónoma Metropolitana</i>	Guennadi Turcanu <i>Center for Health Policy and Research (PAS Center)</i>	Ganpurev Tsagaanbayar <i>Bayar and Oka Law Firm</i>	Mimoun Charqi <i>Charqi Lex Consulting</i>
Juan David Balanzátegui Sánchez <i>Asociación Nacional de Doctores en Derecho (ANDD)</i>	Sofía de Robina Castro <i>Centro de Derechos Humanos Miguel Agustín Pro Juárez</i>	Ion Guzun	Oyunchimeg Dovdoi <i>Public Participation for Sustainable Development</i>	Mohamed Baske Manar <i>Cadi Ayyad University</i>
Juan Francisco Torres Landa Ruffo <i>The Latin America Practice Group</i>	Víctor Manuel Ortega Gonzalez <i>Universidad Nacional Autónoma de México (UNAM)</i>	Iulia Furtuna <i>Turcan Cazac Law Firm</i>	Anonymous Contributors	Mokhtar Haddou <i>Horizons for Legal Advice, Mediation & Arbitration</i>
Karen Lizbeth Franco Díaz <i>Instituto Nacional de Salud Pública (INSP)</i>	Adrian Belii <i>Nicolae Testemitanu State University of Medicine and Pharmacy</i>	Larisa Spinei <i>Nicolae Testemitanu State University of Medicine and Pharmacy</i>	Montenegro	Moussif El Khaiari
Leopoldo Hernández Romano <i>UNE México</i>	Alexandru Cuznetov <i>State University of Moldova</i>	Laura Urschi <i>Law Company "Laura Urschi"</i>	Branislav Radulović <i>Association of Lawyers in Montenegro</i>	Mustapha Said Briou
Lucía Carmina Jasso López <i>Instituto de Investigaciones Sociales</i>	Alexei Croitor	Marandici Ludmila <i>O.O. Initiativa Pozitiva</i>	Janko Đurđić <i>Law Office Podgorica Montenegro</i>	Nesrine Roudane <i>Roudane & Partners Law Firm, Al Tamimi & Co.</i>
Luciano Mendoza Cruz <i>Universidad Nacional Autónoma de México (UNAM)</i>	Andrei Bivol <i>Bivol & Asociații</i>	Mihail Durnescu <i>Cabinetul Avocatului Mihail Durnescu</i>	Jelena Brajkovic	Rachid Attahir <i>University Hassan the First</i>
Luis Raymundo Lozano Juarez <i>Juntendo University</i>	Andrei Briceac and Nicoleta Gavrilă <i>PB&partners</i>	Mihail Gorincioi <i>The Law Office of Mihail Gorincioi</i>	Jelena Vujisic <i>Law Office Vujacic</i>	Rashid Al-Sabti
María Luisa Mendoza López <i>Sánchez DeVanny Eseverri, SC</i>	Andrei Brighidin <i>Moldovan Equality Council</i>	Mihail Gorincioi <i>The Law Office of Mihail Gorincioi</i>	Ljljana Golubović <i>Institute of Public Health of Montenegro</i>	Riyad Fakhri <i>Hassan First University</i>
Mariana and Luis Fernando Tejado Gallegos <i>Green Business Partners</i>	Angela Popil <i>Avornic & Partners Law Office</i>	Olga Dorul <i>Moldova State University</i>	Milan Keker <i>Harrison Solicitors</i>	Anonymous Contributors
Miguel Angel Gonzalez Bravo <i>GB Abogados</i>	Baciu Inga	Prodan Nelea <i>IMSP CNAMUP</i>	Miomir Joksimović <i>Law Office Joksimovic</i>	Mozambique
Moisés Manuel Castro Jarquín <i>Universidad Nacional Autónoma de México (UNAM)</i>		Sergiu Ursu <i>Bar Association of Moldova</i>	Saša Vujović	Augusto Armando Chivangue <i>Augusto Chivangue, Advogados, Sociedade Unipessoal, Lda.</i>
		Tudor Ocoianu <i>Union of Lawyers</i>	Slaven Sceanovic	Costa Mateus Amanze <i>Amanze & Associados</i>
		Vasile Gherasim <i>Smile Dent Team</i>	Vesko M. Bozovich <i>VMB Law Firm</i>	Joaquim Manhique <i>Kenguelekeze for Health, Human Rights and Environment</i>
		Victor Zaharia	Anonymous Contributors	José Gama Durão
		Anonymous Contributors	Morocco	José Gil Vicente <i>Universidade Federal do Amazonas</i>
		Badamragchaa Purevdorj <i>Open Society Forum</i>	Abdelmajid Khachai	José Manuel Caldeira <i>Sal & Caldeira Advogados, Lda.</i>
			Ali Lachgar Essahili <i>Lachgar Essahili Law Firme</i>	Manuel Bila, Jr. <i>MB Advogados - Sociedade Unipessoal, Lda.</i>

Natércia Siteo
TTA Advogados

Pascoal Bié
Pascoal Bié Advogados

Paula Vaz
Fundação Ariel Glaser

Rafique Albuquerque
Dentons, FL&A

Ricardo Rodrigues Lopes
Caiado Guerreiro, Sociedade de Advogados, SP, RL

Anonymous Contributors

Myanmar

Maw Maw Tun
Department of Marine Administration

Wai Wai Nu
Women's Peace Network

Anonymous Contributors

Namibia

Christiaan Cronjé
Cronjé Inc. Law Practice

Clement Daniels
Hendrik Krüger
Krüger Van Vuuren & Co.

Magano Erkana
Dr. Weder, Kauta & Hoveka Inc.

Masake Harris Pilisano
Namibia University of Science and Technology

Nambili T. K. Shipena
Namibia Special Risks Insurance Association Ltd.

Nawala Kamati
Engling, Stritter & Partners

Anonymous Contributors

Nepal

Ajay Risal
Kathmandu University

Ajay Shankar Jha
Public Defender Society of Nepal

Ananta Raj Luitel

Anita Neupane Thapalia
Legal Aid and Consultancy Centre (LACC)

Anju Thapa
Seven S. Incorporates Pvt. Ltd.

Ashim Chapagain
Lawgical Legal Associates

Ayasha Sharma
Sinha Verma Law Concern

Ayush Gautam
Lawgical Legal Associates

Bijaya Kumari Rai Shrestha
Aaprabasi Mahila Kamdar Samuha (AMKAS)

Bishnu Luitel
BG Law Foundation

Bishwa Nath Khanal
Prithivi Legal Service Centre

Dev Datta Joshi
Equip for Equality Nepal

Jyasmin Bhandari

Kabita Luitel
Public Defender Society of Nepal

Kalyan Pokhrel
F-Dimensional Legal Services and Research Centre

Lila Mani Paudel
Dhaulagiri Legal Service

Meen Bahadur Poudyal Chhetri
Nepal Center for Disaster Management (NCDM)

Pabitra Raut
Kasthamandap Law Chamber

Pradeep Kandel
Social Legal Services

Prakriti Karki
Center for Legal Research and Resource Development (CeLRRd)

Prashanna Shrestha
Pradhan & Associates

Preetam Ghimire
Lawgical Legal Associates

Rajeshwor Shrestha
Sinha Verma Law Concern

Raju Prasad Chapagai

Rameshwor Neupane
Himalayan Lawyers and Associates

Rudra Prasad Pokhrel
R.P. Pokhrel & Associates

Rukamane Mahajan
Tribhuvan University

Sadikshya Mahajan
Aaprabasi Mahila Kamdar Samuha (AMKAS)

Sambidha Sharma
Tapasheel Legal Advisors

Saurav Karki

Shital Subedi
Seven S. Incorporates Pvt. Ltd.

Shringa Rishi Kafle
Merit Legal Consultancy Ltd.

Shyam Sundar Budhathoki
Nepalese Society of Community Medicine

Subarna Kumar Khatri
Nepal Nutrition Intervention Project

Sudeep Gautam
DOJ OPDAT

Sunil Kumar Yadav
Minerva Law Partners

Upendra Raj Dulal
Agrani Law Associates

Anonymous Contributors

Netherlands

Arnold Versteeg
Macro & Versteeg Advocaten

Eugenie Nunes
Dentons

Gabriel Meijers
Meijers Canatan Advocaten

Hansko Broeksteeg
Radboud Universiteit

Henricus Snijders
Snijders Law; University of Leiden

Jaap-Willem Roozmond
Roozmond [+] De Haan Advocaten

Jolanda Meeuwissen
Trimbos Institute, Netherlands Institute of Mental Health and Addiction

Nico van der Peet
Thuis Partners Attorneys-at-Law

Reinier W. L. Russell
Russell Advocaten

Simon van der Sluijs
Van Diepen Van der Kroef Advocaten

Steven Jellinghaus
Pallas Lawyers; Tilburg University

Anonymous Contributors

New Zealand

A. J. Forbes
Clarendon Chambers

Alan Knowsley
Rainey Collins Lawyers

Asha Stewart
Quigg Partners

Campbell Roberts
The Salvation Army

Colin Henry
Libertas Chambers

Douglas Lyon
Lyon O'Neale Arnold Lawyers

Gay Morgan
Te Piringa - Faculty of Law, University of Waikato

Geoff Hall
University of Otago

Gordon Anderson
Victoria University of Wellington

Grace Haden
Transparency New Zealand

Ian Douglas Miller

Kate Diesfeld
Auckland University of Technology

Marie Bismark
The University of Melbourne

Mark Winger
Holmden Horrocks

Matthew Berkahn
Massey University

Nigel Hampton

Paul Michalik

Peter Watts
Bankside Chambers

Petra Butler
Victoria University of Wellington

Scott Wilson
Duncan Cotterill

Simon Gyenge
Lyon O'Neale Arnold Lawyers

Sonja M. Cooper
Cooper Legal

Stephen Eliot Smith
University of Otago

Stephen Franks
Franks Ogilvie

Steven Zindel
Zindels of Nelson

Trevor Daya-Winterbottom
University of Waikato

W. John Hopkins
University of Canterbury - Te Whare Wānanga o Waitaha

William Akel
Sangro Chambers

Anonymous Contributors

Nicaragua

Avil Ramírez Mayorga

Central Law

Carlos Eduardo

Télez Páramo

Edgard Torres

Dentons

Gabriel Álvarez Rocha

Gerardo Martin

Hernandez

Consortium Legal

John Lordsal

Minnella-Romano

Minnella Romano

y Asociados

Kevin Humberto Castro

Arias

Kimberly Adriana

Fletes Padilla

Arias

Leonardo Maldonado

González

Arias

Linda Barquero

María Ofelia Medina

Maryeling Suyen

Guevara Sequeira

Arias

Meyling Sampson Espino

Consortium Legal

Nelson Gustavo Cortes

Fundacion Ministerio

Sanador Isaías 53:5

Octavio Alarcon Guardado

Arias

Roderick Salinas

Uriel E. Balladares

Arias

Yaser Gabriel Bonilla

Amador & Asociados

Anonymous Contributors

Niger

Abdoul-Aziz Mamadou

M. Maiga

Université Joseph Ki-Zerbo

Aboubacar Souley

AMAS Group

Ali Idrissa

Rotab

Alkassoum Salifou Ibrahim

Amani Yahouza

Diori Hamani Oumarou

Barreau du Niger

Hassane Oumarou

Ismael Tahirou Aouta

Barreau du Niger

Mahamane Laouali Manzo

Ministère de la Santé

Publique

Mohamed Bargaz

ANITEB

Moustapha Amidou

Nebie Maman

Barreau du Niger

Souleymane Seydou

Idrissa

Barreau du Niger

Anonymous Contributors

Nigeria

Aaron Olaniyi Salau

Olabisi Onabanjo University

Abdulhamid Abdullahi

Bagara

Achieving Health Nigeria

Initiative

Abraham Oladipupo

Emollient Law Practice

Adamu M. Usman

F.O. Akinrele & Co.

Adedeji Adekunle

Juritrust Centre for Socio Legal

Research and Documentation

Aina Precious Aderemi

Roygold Solicitors

Ayotunde Ologe

SUN Legal You

Bisi Bright

LiveWell Initiative (LWI)

Charles Olufemi Adekoya

Olabisi Onabanjo University

Chiamaka I. Orabueze

University of Nigeria

Chioma Jennifer Onuta

Nigerian Institute of Medical

Research

Chisom Ndubuisi

Udo Udoma & Belo-Osagie

Chudi Nelson Ojukwu

L. C. & N.

Daprim Samuel Ogaji

University of Port Harcourt

Dorcac Abimbola Akinpelu

University of Ibadan

Ehijeagbon Oserogho

Oserogho & Associates

Emmanuel Okorie

Hope Behind Bars Africa

Femi Aborisade

Abope Chambers

Folake Ogunbamowo

Beatus Legal Services

Funke Agbor

Adepetun Caxton-Martins

Agbor & Segun

Gbenga Ibukun Odusola

Gbenga Odusola & Co.,

Acme Law Partners

Gbenga Oyebo

Aluko & Oyebo

Godwin Etim

Aelex Partners

Ibrahim Imam

University of Ilorin

Isimeme Mary Andrew

Novalux Legal Practitioners

Israel Akanmidu

Israel Akanmidu & Associates

Joseph E. O. Abugu

Joe Abugu, SAN & Co.

L. Omolola Ikwuagwu

George Ikoli & Okagbue

Leonard Chukwuemeke

Ebie

L. C. Ebie & Co.

Mark Chidi Agbo

J-K Gadzama LLP

Motolani Oyerinde

LiveWell Initiative (LWI)

Muhtar Etudaiye

University of Ilorin

Newman U. Richards

University of Nigeria

Nkechi J. Odinukwe

Safepath Alliance for Women

and Girls

Nnenna Ejekam

Nnenna Ejekam Associates

Obiajulu Nnamuchi

University of Nigeria

Oghogho Makinde

Aluko & Oyebo

Okeoma Ibe

Goodshare & Maxwells

Oluchi Maduka

Center for Bioethics and

Research

Oluniyi Adediji

J-K Gadzama LLP

Oluwafunke Adeoye

Hope Behind Bars Africa

Oluyemisi Bamgbose San

University of Ibadan

Oseinoma Okpeku

The Law Crest LLP

Ozofu 'Latunde Ogiemudia

Udo Udoma & Belo-Osagie

Peter K. Fogam

Crescent University

Samson Ojodomo Onuche

Hope Behind Bars Africa

Samuel Dare

Checkers Consultancy Services

Sarat Akinloye

Chief Rotimi Williams

Chambers

Shedrack Ekpa

Stanley Ibe

University of Oxford

Stephen Abah

Federal University of Health

Sciences

Sylvester Anya

University of Nigeria

Terrumun Z. Swende

Benue State University

Makurdi

Uju Obuka

University of Nigeria

Anonymous Contributors

North Macedonia

Aleksandar Ickovski

Aleksandra Deanoska

Trendafilova

Law Faculty Justinijan

Primus, Ss. Cyril and

Methodius University (UKIM)

Aleksandra Maksimovska

Law Faculty Justinijan

Primus, Ss. Cyril and

Methodius University (UKIM)

Ana Tosic Chubrinovski

Law Firm Tosic & Jevtic

Andon Majhosev

University of "Goce Delchev"

Shtip

Andrej Bozhinovski

Judges Association of North

Macedonia

Andrijana Trpchevska

Stojanovska

Deljo Kadiev

Dimitar Gelev

Law Faculty Justinijan

Primus, Ss. Cyril and

Methodius University (UKIM)

Dragan Lazarov
Law Office Lazarov

Dushan Sharanovikj

Elena Nikodinovska Miftari
Law Office Emil Miftari

Elisaveta Stikova
Ss. Cyril and Methodius University (UKIM)

Emil Miftari
Emil Miftari Law Office

Filip Nacevski
Law Firm Donevski

Gordana Lazhetikj
Law Faculty Iustinijanus Primus, Ss. Cyril and Methodius University (UKIM)

Gordana Susuleska-Itikj
Law Office Lazarov

Kristina Tomashevska - Blazhevska
Law Office Lazarov

Leonid Trpenoski
Law Firm Trpenoski

Maja Risteska
AD Osiguritelna Polisa

Sami Mehmeti
Southeast European University

Svetlana Necheva
Law Office Pepeljgoski Skopje

Svetlana Veljanovska
University St. Kliment Ohridski - Bitola

Valentin Pepeljgoski
Law Office Pepeljgoski Skopje

Vesna Gavriloska
Cakmakova Advocates

Anonymous Contributors

Norway

Alexandra Refsnes
Thommessen

Bent Endresen
EBTAS

Berit Reiss-Andersen
Advokatfirma Andenæs Aaløkken Veum

Eivind Smith
University of Oslo

Frank S. Thrana
MedBase

Geir Steinberg
Advokatfirmaet Haavind AS

Geir Sverre Braut
Stavanger University Hospital

Harald B. Ciarlo

Jan Fougner
Wiersholm

Jovana Vukovic-Lütken
Hewlett Packard Enterprise

Karl Harald Søvig
University of Bergen

Lasse Solberg
Advokatfirmaet Judicium DA

Magne Strandberg
University of Bergen

Niels R. Kiaer
Rime Advokatfirma DA

Stella Tuft
Microsoft

Anonymous Contributors

Pakistan

Adnan Aslam Qureshi
Qureshi Law Associates

Arshad Nawaz Khan
Quaid I Azam University

Ashfaq Ahmed
Ayub Medical College

Asim Nasim
Orr, Dignam & Co.

Benazir Jatoi

Faiza Muzaffar
Legis Inn Attorneys & Corporate Consultants

Hassan Arif
Liaquat Merchant Associates

Iftikhar Ahmad Tarar
Rashid Latif Khan University

Kausar S. Khan
Interactive Research & Development (IRD)

Mohammad Akmal Wasim

Muhammad Nouman Shams
Qazi Law Associates, Advocates and Legal Consultants

Muhammad Waqas Butt
Black Duck Software Inc.

Muhammad Zeeshan Haroon
Ayub Medical College

Muzaffar Islam
Legis Inn Attorneys & Corporate Consultants

Taffazul Haider Rizvi
Rizvi and Rizvi Advocates

Tariq Rahim
Tariq Rahim Law Associates

Umer Farooq
Ayub Medical College

Waheed Ahmad
Waheed Law Firm

Anonymous Contributors

Panama

Adan Arnulfo Arjona Lopez
Galindo, Arias y Lopez

Carlos Barsallo

Carlos Ernesto Gonzalez Ramirez
Morgan & Morgan Legal

Cinthy Camargo Saavedra
Naturgy

Eduardo Duran

Erick R. Muñoz M.
Sucre, Arias & Reyes

Ernesto Shirley
Shirley & Asociados

Joaquín de Obarrio
Patton, Moreno & Asvat

Jorge Henriquez

Jorge Molina Mendoza
Fabrega Molino

Joy Paul Torres J.
Morgan & Morgan Legal

Maria Teresa Mendoza Vallejo
Morgan & Morgan Legal

Mayte Sánchez González
Morgan & Morgan Legal

Milagros Caballero
Morgan & Morgan Legal

Nadya Price

Natalia Vega
University of South Florida

Rafael Rodríguez Barrios
Lex Labour Panama

Ricardo J. Aleman
Morgan & Morgan Legal

Rigoberto Centeno

Victoria Valdes
Universidad de Panama

Anonymous Contributors

Paraguay

Addis Rivarola Sosa
Hospital Regional de Encarnación

Alberto Manuel Poletti Adorno
Vinlum Abogados & Consultores

Alvaro Valinotti

Carlos Miguel Ríos González
Universidad Nacional de Caaguazu

Cynthia Viveros
Ministerio de Salud Pública y Bienestar Social

Esteban Armando Kriskovich De Vargas
Altamirano y Abogados Asociados

Javier Parquet Villagra
Parquet & Asociados

Jorge Giubi Bobeda
Universidad Nacional de Asunción

José V. Altamirano
Altamirano y Abogados Asociados

Laura Emilce Flores Rodriguez
Vitalitas

Liliana María Moreno Rodríguez Alcalá
Moreno Ruffinelli & Asociados

Luciano Garrido B.

Luis Samaniego Correa
Estudio Jurídico Samaniego Correa y Asociados

María del Pilar Callizo Lopez Moreira
Estudio Jurídico Gross Brown

Maria Elena Acevedo
Universidad Nacional de Asunción

María Esmeralda Moreno
Moreno Ruffinelli & Asociados

Pablo Cheng Lu
Mersan Abogados

Perla Alderete
Vouga Abogados

Roberto Ruiz Díaz Labrano
Universidad Nacional de Asunción

Rosa Martinez de Vacchetta
Poder Ciudadano en Acción

Sandra Otazú
ALC S.A.

Anonymous Contributors

Peru	Manuel Bermúdez-Tapia <i>Universidad Nacional Mayor de San Marcos</i>	Leland Villadolid, Jr. <i>ACCRALAW</i>	Carlos Cartagena <i>Clinical Academic Center of Coimbra (CACC)</i>	Sofia Monge <i>Carlos Pinto de Abreu e Associados</i>
Alejandro Araujo Gaviria		Nancy Joan M. Javier <i>Javier Law</i>	Carlos Lopes Ribeiro <i>CR Advogados</i>	Teresa Violante <i>Universität Friedrich Alexander Erlangen-Nürnberg</i>
Alejandro Vela Quico <i>Universidad Nacional de San Agustín de Arequipa</i>	Manuel Villa-García Noriega <i>Estudio Olaechea</i>	Patricia Blardony Miranda <i>HoldWater</i>	Carlos Pinto de Abreu <i>Carlos Pinto de Abreu e Associados</i>	Vânia Costa Ramos <i>Carlos Pinto de Abreu e Associados</i>
Alfredo Gastañeta Alayza <i>García Sayán Abogados</i>	María de Pilar Pozo García <i>Universidad Norbert Wiener</i>	Regie Tongol <i>Regie Tongol and Associates Law & Communications</i>	Cláudia Amorim <i>Forum Penal; Sérvulo</i>	Anonymous Contributors
Alicia Jimenez <i>Philippi Pietrocarrizaza Ferrero DU & Uria</i>	Percy Tapia Vargas <i>Universidad Continental</i>	Ronahlee A. Asuncion <i>University of the Philippines</i>	Eduardo Buisson Loureiro	Romania
Antonio David Bardales Pereira <i>Universidad César Vallejo</i>	Yuri Vega Mere <i>Muñiz, Olaya, Meléndez, Castro, Ono & Herrera</i>	Roy Enrico C. Santos <i>Puyat Jacinto & Santos</i>	Eliseu Gonçalves Francisco <i>TaskLegal Advogados</i>	Alexandru Athanasiu <i>University of Bucharest</i>
Armando Natividad Maguiña <i>Estudio Ghersi Abogados</i>	Anonymous Contributors	Zelayne Morpe <i>Cochingyan & Partners Law Offices</i>	Felipe Baião do Nascimento <i>Paulo Espírito Santo Amil & Associados</i>	Alexandru Corpodean <i>Corpodean Alexandru Law Office</i>
Aurelio Loret de Mola Böhme <i>Lex Asesores SAC</i>	Afdal B. Kunting <i>Zamboanga City Medical Center</i>	Anonymous Contributors	Fernando Alves Correia <i>Universidade de Coimbra</i>	Ana-Maria Vlasceanu <i>University of Bucharest</i>
Carlos Javier Torres Berrió <i>Estudio Muñiz</i>	Carl Jillson Acasili	Adam Morawski <i>Morawski & Partners Law Firm</i>	Francisco Marques Bom <i>Marques Bom & Associados</i>	Andrei Danciu <i>SCA Cataniciu & Asociatii</i>
Carlos Margary Brignole <i>Estudio Salas Rizo Patron & Margary Abogados</i>	Carmelita Gopez Nuqui <i>Development Action for Women Network (DAWN)</i>	Andrzej Brodziak <i>University of Applied Sciences</i>	Gonçalo Gil Barreiros <i>PRA - Raposo, Sá Miranda & Associados, Soc. Adv., SP RL</i>	Andrei Mircea Zamfirescu <i>bnt Gilesco, Valeanu & Partners</i>
César Puntriano Rosas <i>Universidad ESAN</i>	Cesar L. Villanueva <i>Villanueva Gabionza & Dy Law</i>	Iwona Kowalska-Bobko <i>Jagiellonian University Medical College</i>	Joana Barrilaro Ruas <i>FCM - Advogados</i>	Aurora Ciucă <i>University "Ștefan cel Mare"</i>
Christian Valencia Sarmiento <i>Estudio Ghersi Abogados</i>	Emerico O. de Guzman <i>ACCRALAW</i>	Joanna Kosińska-Wiercińska	João Costa Gonçalves <i>Marques Bom & Associados</i>	Bogdan N. Bulai <i>University of Bucharest</i>
Dennis Oswaldo Vilchez Ramirez <i>Estudio Ghersi Abogados</i>	Enrique J. Mendoza <i>Romulo Law Office</i>	Julian Bielicki <i>Drzewiecki, Tomaszek & Partners</i>	Luís Brito Correia <i>Luís Brito Correia - Advogados</i>	Botau Diana <i>Babeș-Bolyai University</i>
Diana Briones Morey <i>Rodrigo, Elias & Medrano Abogados</i>	James Fulton B. Almagro <i>Almagro Law Office</i>	Krzysztof Kowalczyk <i>BSJP Brockhuis Jurczak Prusak Sroka Nilsson</i>	Luis Miguel Amaral <i>Luis Miguel Amaral - Advogados</i>	Ciprian Miloiu <i>Auxmundus Law</i>
Giulliana Arcelli Loza Avalos <i>Estudio Loza Avalos Abogados</i>	Jesusito G. Morillos <i>Follosco Morillos & Herce</i>	Robert Mołdach <i>Institute for Health and Democracy</i>	Miguel Andrade	Dan Oancea <i>University of Bucharest</i>
Gonzalo Garcia Calderon Moreyra	Jonathan Sale <i>Law and Society Association</i>	Anonymous Contributors	Miguel Reis <i>Miguel Reis & Associados</i>	Dragoș Daghie <i>Universitatea "Dunărea de Jos" Galați</i>
Gustavo de los Ríos Woolls <i>Rey & de los Rios Abogados</i>	Jose Cochingyan III <i>Cochingyan & Partners Law Offices</i>	António Vaz de Castro <i>Universidade de Coimbra</i>	P. Saragoça da Matta <i>SM&SB</i>	Gheorghe Piperea <i>Piperea și Asociații; University of Bucharest</i>
Juan Carlos de los Heros <i>Baker & McKenzie, Estudio Echecopar</i>	Karen Gomez Dumpit <i>De La Salle University</i>	António Casa Nova <i>Instituto Politécnico de Portalegre</i>	Pedro Miguel Branco	Iulian Alexander Stoia <i>Cluj Bar Association</i>
Luz Cecilia Catacora Torres <i>Estudio Olaechea</i>	Kate Montecarlo Cordova <i>Association of Transgender People in the Philippines</i>		Rui Tavares Correia <i>Abreu & Marques</i>	Larion Alina Paula <i>University "Ștefan cel Mare"</i>

Laura Lazar <i>Babeş-Bolyai University</i>	Gleb Glinka <i>Glinka, Rubinstein & Partners</i>	Bacre Waly Ndiaye <i>Ordre des Avocats du Sénégal</i>	Hajrija Mujovic <i>Institute of Social Sciences, Center for Legal Research</i>	Mariam Koroma <i>Marrah & Associates</i>
Lazar Elena <i>University of Bucharest</i>	Pavel Alexandrovich Kabanov <i>Kazan Innovative University</i>	Daouda Faye <i>CAJA Consulting</i>	Jovana Tomić <i>CT Legal Law Office</i>	Morlai Kamara <i>Life for Africa Mothers, Sierra Leone</i>
Lazar Ioan <i>Baroul Alba</i>	Sergey Bogatyrev	Gueye Seyni <i>Entente des Mouvements et Associations de Développement (EMAD)</i>	Nebojsa Stankovic <i>Stankovic & Partners Law Office</i>	Anonymous Contributors
Marius Balan <i>Universite "Alexandru Ioan Cuza" Iaşi</i>	Vasily Shavin <i>Chamber of Advocates, Nizhny Novgorod Region</i>	Joseph Djigdiam Diop <i>Cabinet d'Avocats Maîtres Michel Simel Basse et Joseph Djigdiam Diop</i>	Nikola Kovacevic	Singapore
Mihai Carabas <i>Carabas, Lungu - SCA</i>	Vyacheslav Chasnyk <i>Saint-Petersburg State Pediatric Medical University</i>	Laura Petiot <i>LP-Consulting</i>	Petar Bulat <i>University of Belgrade</i>	Benjamin Joshua Ong <i>Yong Pung How School of Law, Singapore Management University</i>
Nicolae Ploşteanu <i>UMFST "G.E.Palade" from Târgu Mureş</i>	Anonymous Contributors	Mbaye Diene <i>Consortium pour la Recherche Economique et Sociale (CRES)</i>	Petar Stojanovic <i>Jokovic, Stojanovic & Partners</i>	Chandra Mohan <i>Tan Rajah & Cheah</i>
Nicolae-Horia Tit <i>Universite "Alexandru Ioan Cuza" Iaşi</i>	Rwanda	Meissa Toure <i>EUROMED Université</i>	Violeta Mitrovic <i>Joint Law Office Radović & Ratković</i>	Chia Boon Teck <i>Chia Wong Chambers LLC</i>
Ovidiu Podaru <i>Babeş-Bolyai University</i>	Arsène Rutiyomba	Moustapha Ngaido	Vladimir Hrlc <i>Hrlc Attorneys</i>	Eric Tin <i>Donaldson & Burkinshaw LLP</i>
Radu Rizoiu <i>University of Bucharest</i>	Denis Bikeshu <i>University of Rwanda</i>	Ndiouma Ndour <i>Université Assane Seck</i>	Vladimir Marinkov <i>Guberina-Marinkov Law Office</i>	Eugene K. B. Tan <i>Singapore Management University, Yong Pung How School of Law</i>
Raul Miron <i>MMS Lawyers; UMFST "G.E. Palade"</i>	Herbert Zziwa <i>Stabit Advocates</i>	Paul Babacar Faye <i>SCP Sow-Seck-Diagne & Associes</i>	Zoran V. Radovic <i>Radovic & Ratkovic z.a.k.</i>	Gregory Vijayendran
Sergiu Golub <i>Babeş-Bolyai University</i>	Jean Claude Bizimana Shoshi	Samba Cor Sarr <i>Ministere de la Santé et de l'Action sociale</i>	Anonymous Contributors	K. H. Mak
Silvia Gabriela Scintee <i>National Institute of Health Services Management</i>	Jean Pierre Gafaranga <i>University Teaching Hospital of Kigali</i>	Thierno Amadou Ndiogou <i>Université Cheikh Anta Diop (UCAD)</i>	Sierra Leone	Lawrence Boo <i>The Arbitration Chambers</i>
Stefan Strilciuc <i>Iuliu Hatieganu University of Medicine and Pharmacy</i>	Melissa Ishimwe Igihozo <i>Corban</i>	Yaya Bodian <i>Université Cheikh Anta Diop (UCAD)</i>	Abdulai Deadehwai Swaray <i>Pikin-To-Pikin Movement</i>	Leslie Chew <i>RHT Law Asia; Singapore University of Social Sciences</i>
Tudor L. Pop <i>Iuliu Hatieganu University of Medicine and Pharmacy</i>	Pie Habimana <i>Amilex Chambers</i>	Anonymous Contributors	Adewale Showers <i>Fornah-Sesay, Cummings, Showers & Co.</i>	Simon Chesterman <i>National University of Singapore</i>
Valerius M. Ciucă <i>Universite "Alexandru Ioan Cuza" Iaşi</i>	Rwabigwi Augustin <i>R.R. Modern Law Firm</i>	Anonymous Contributors	Augustine Sorie-Sengbe Marrah <i>Marrah & Associates</i>	Suet-Fern Lee <i>Morgan Lewis & Bockius</i>
Veronica Voinescu <i>Voinescu & Partners</i>	Vedaste Mugemanyi <i>Oasis Law Chambers</i>	Serbia	Gelaga King <i>GPK Legal</i>	Tham Wei Chern <i>Fullerton Law Chambers LLC</i>
Anonymous Contributors	Anonymous Contributors	Ana Popovic <i>Živković Samardžić Law Office</i>	Haja Hawa Turay <i>Haikal Organization</i>	Ti Lik Chia <i>Chia Ngee Thuang & Co.</i>
Russian Federation	Adrien Dioh <i>Université Gaston Berger de Saint Louis</i>	Andjelka Radovanovic <i>Law Firm Stankovic & Partners</i>	Håkon Angell Bolkan <i>CapaCare</i>	Wendell Wong <i>Drew & Napier LLC</i>
Anatoly Malyugin <i>Russin & Vecchi</i>	Aminata Kidiera <i>Lux Mea Lex Consulting</i>	Danijela Korać-Mandić <i>Novi Sad Humanitarian Centre (NSHC)</i>	Julia J. M. Fofanah <i>Conservation Alliance SL; Focal Point, ECONSA SL</i>	Anonymous Contributors

Slovak Republic

Alojz Baránik
Barbara Pavlikova
Comenius University

Daniela Ježová

Hana Kovacikova
Comenius University

Ivan Simovcek
Trnava Univerzity

Jana Trangelová
HKV Law Firm

Jozef Čentěš
Univerzita Komenského v Bratislave

Jozef Záhora
Pan-European University

Martin Janáč
Law Firm JUDr. Martin Janáč

Martin Magál
Allen & Overy LLP

Natália Hangáčová
Dentons

Pavol Kundrik
CMS Cameron McKenna Nabarro Olswang

Silvia Capikova
Comenius University

Tomáš Rybár
Čechová & Partners SRO

Anonymous Contributors

Slovenia

Aleksandra Janežič
Law Firm Janežič & Jarkovič d.o.o.

Andrej Bukovnik
Bukovnik & Kulbaba IP Guardians

Anton Gradišek

Blaž Prinčič
Law Firm Blaž Prinčič; Ulčar & Partnerji

Borut Bernik Bogataj

Branko Ilić
ODI Law

Denis Baghrizabehi
University of Maribor

Erazem Bohinc
New University

Grega Strban
University of Ljubljana

Iris Pensa
Jadek & Pensa Law Office

Klemen Drnovšek
University of Maribor

Luka Tičar
University of Ljubljana

Matej Avbelj
New University

Matija Repolusk
RepoluskLaw

Matjaž Ulčar
Ulčar & Partnerji

Nana Weber
New University

Nina Peršak
Institute for Criminal Law, Ethics, and Criminology

Primož Rožman
Blood Transfusion Centre of Slovenia

Sara Ahlin Doljak
New University

Tanja Glušič
Law Firm Glušič

Tine Mišič
ODI Law

Tjaša Drgan
Law Office Drnovšek

Verica Trstenjak
Court of Justice of the European Union (CJEU)

Žiga Sternad
Law Firm Senica & Partners, Ltd.

Anonymous Contributors

South Africa

Altair Richards
ENSAfrica

David Coetzee
University of Cape Town

Dejo Olowu
Walter Sisulu University

Elizabeth M. Webb
University of Pretoria

Funmi Abioye

Henry Ngcobo
Bowman Gilfillan Attorneys

Irvin Lawrence and Ferosa Kirsten
ENSAfrica

Jacques du Plessis
Stellenbosch University

Jacques Matthee
University of the Free State

Johann Kriegler
Freedom Under Law

Lukas Muntingh
Dullah Omar Institute, University of the Western Cape

Margaretha Engelbrecht
Group One Advocates

Michelle Posemann
Garlicke & Bousfield Inc.

Nisha Jacob
University of Cape Town

Pamela Jane Schwikkard
University of Cape Town

Peter Jordi
Wits Law Clinic

Rakgetse John Mokwena
University of South Africa (UNISA)

Richard Maddern
Wright Rose Innes Inc.

Riette du Plessis
University of the Witwatersrand

Robert W. Vivian
Rule of Law Project of the Free Market Foundation

Sandhiya Singh
University of KwaZulu Natal

Shrikant Maurice Peters
Groote Schuur Hospital, University of Cape Town

W. du Plessis
North-West University

Anonymous Contributors

Spain

Alba García Torres
Universidad de Oviedo

Alfonso Pedrajas
Abdón Pedrajas Littler

Alfonso Vega Navarro
A.V. Boutique Legal SLP

Amparo Garrigues Giménez
Universitat Jaume I

Ana Fernández Pérez
Universidad de Alcalá

Ana Rosa Argüelles Blanco
Universidad de Oviedo

Andrea Macía Morillo
Universidad Autónoma de Madrid

Antonio J. Garcia-Ruiz
Universidad de Málaga

Benito Alaez-Corral
Universidad de Oviedo

Carla Sanahuja Fonte
Gómez-Acebo y Pombo

Carlos Pinilla
Garrigues

Eduardo Santamaría Moral
Garrigues

Elena Espinosa
SCS

Emilio Díaz Ruiz

Federico Navarro Nieto
Universidad de Córdoba

Federico Rodríguez Morata
Universidad de Castilla - La Mancha

Fernando G. Benavides
Universitat Pompeu Fabra

Fernando Guanarteme Sánchez Lázaro
Universidad de La Laguna

Fernando Ignacio Sánchez Martínez
University of Murcia

Fernando Reviriego Picón
Universidad Nacional de Educación a Distancia

Francisco Jódar Sánchez
Universidad de Málaga

Francisco Ramos Romeu
Universidad Autónoma de Barcelona

Ildelfonso Hernández Aguado
Universidad Miguel Hernández

Iñigo Sagardoy de Simón
Sagardoy Abogados

Jacobo Dopico
Universidad Carlos III de Madrid

Jaime Flores Pérez-Durías
Garrigues

Jaime Hernández García
Bufete Choclán

Jesús Padilla Gálvez
Universidad de Castilla - La Mancha

José Fernández-Rañada
Garrigues

Jose Luis Cembrano Reder
Asociación Española de Abogados de Familia

José Luis Goñi Sein
Universidad Pública de Navarra

José M. Labeaga Azcona
Universidad Nacional de Educación a Distancia

José Manuel Mateo Sierra <i>Garrigues</i>	María José Benítez Jiménez <i>Universidad de Málaga</i>	Rosario Vicente Martínez <i>Universidad de Castilla - La Mancha</i>	Sanuji Munasinghe <i>D. L. & F. De Saram</i>	Moureeze L. Franklyn <i>Ministry of Legal Affairs</i>
José Martí Boscà <i>Sociedad Española de Salud Ambiental</i>	María Marcos González <i>Universidad de Alcalá</i>	Salvador Peiró <i>Fundación para el Fomento de la Investigación Sanitaria y Biomédica de la Comunidad Valenciana</i>	Shewon Silva <i>D. L. & F. De Saram</i>	Stanley K. John <i>Elizabeth Law Chambers</i>
José-Ignacio Gallego Soler <i>Universidad de Barcelona</i>	María Pilar Marco Francia <i>Universidad Complutense de Madrid</i>	Sebastián Cantalops Mir <i>Rambal Abogados Y Asesores</i>	Upali Jayatilaka <i>AAL</i>	Stephen Williams <i>Williams & Williams Chambers</i>
Josep Lluís de Peray	Maria-Luisa de la Puente	Vicente Ortun Rubio <i>Universidad Pompeu Fabra</i>	Anonymous Contributors	Anonymous Contributors
Juan Alberto Díaz López <i>J. A. Díaz. Litigación Penal</i>	Marina Lorente Lara <i>Garrigues</i>	Anonymous Contributors	St. Kitts and Nevis	Sudan
Juan Antonio Lascaraín Sánchez <i>Universidad Autónoma de Madrid</i>	Martín Godino Reyes <i>Sagardoy Abogados</i>	Anonymous Contributors	Charles Wilkin	Amir Suliman <i>African Center for Justice and Peace Studies</i>
Juan Francisco Aguiar Rodríguez <i>Servicio Canario de Salud, Gobierno de Canarias</i>	Montserrat Casamitjana	Sri Lanka	Dia Forrester <i>Daniel Brantley</i>	Asma ElSony <i>Epidemiological Laboratory for Public Health Research and Development</i>
Juan Ignacio Fuster-Fabra <i>Fuster-Fabra Abogados</i>	Nicolás Bárcena Suárez <i>Universidad de Oviedo</i>	A. I. Wickramasinghe	Krysta S. Liburd Clarke <i>LiburdLaw</i>	Hanadi Ibrahim Elkhateim <i>Raise for Development and Humanitarian Aid Organization</i>
Juan Oliva <i>Universidad de Castilla - La Mancha</i>	Nicolás García Rivas <i>Universidad de Castilla - La Mancha</i>	Ajithaa Edirimanne <i>Ajithaa Edirimanne Law Office</i>	Maurisha A. Robinson <i>Morton Robinson LP</i>	Khalid Fedail <i>Fedail Hospital</i>
Leonardo Álvarez Álvarez <i>Universidad de Oviedo</i>	Orlanda Díaz-García <i>Universidad de Castilla - La Mancha</i>	B. M. N. G. Balasuriya <i>Sudath Perera Associates</i>	Michella Adrien <i>Michella Adrien Law Offices</i>	Musaed Awad Al-Karim Ahmed Musaed <i>Sudan Open University</i>
Luis Gaité <i>Hospital Universitario Marqués de Valdecilla</i>	Pablo Salvador Coderch <i>Universitat Pompeu Fabra</i>	Chandima Ambepitiya	Rayana Dowden <i>WEBSTER LP</i>	Anonymous Contributors
Manuel Ángel de las Heras García <i>Universidad de Alicante</i>	Paloma Biglino Campos <i>Universidad de Valladolid</i>	Chandravathany Vasavan <i>Vasavan Law Office</i>	Sonya Parry <i>Gonsalves Parry</i>	Nafisa Omer <i>Omer Abdelati Law Firm</i>
Manuel Cachón Cadenas <i>Universidad Autónoma de Barcelona</i>	Patricia Barber <i>Universidad de Las Palmas de Gran Canaria</i>	Dhanushka Dissanayake	Anonymous Contributors	Sawsan Musa Wali
Manuel Cancio Meliá <i>Universidad Autónoma de Madrid</i>	Paz M. De La Cuesta Aguado <i>Universidad de Cantabria</i>	Gamini Perera <i>International Law Chambers</i>	Alberta Richelieu <i>Richelieu & Co.</i>	Anonymous Contributors
María Acale Sánchez <i>Universidad de Cádiz</i>	Raquel Flórez Escobar <i>Freshfields</i>	Ishara Jayasinghe	Chevanev Charles <i>Temple Stoke</i>	Suriname
María Barberá Riera <i>Sociedad Española de Salud Ambiental</i>	Remedios Aranda Rodríguez <i>Universidad Carlos III de Madrid</i>	K. H. Shane Nilusha de Silva	Henri-Jacques Mangal <i>Republic Bank (EC) Ltd.</i>	Anne-Marel Linger <i>4 Justice Advocaten</i>
María del Carmen Gete-Alonso y Calera <i>Universidad Autónoma de Barcelona</i>	Remedios Menéndez Calvo <i>Universidad de Alcalá</i>	Kushani Weerakon <i>D. L. & F. De Saram</i>	Leandra Gabrielle Verneuil <i>Leandra Verneuil Chambers</i>	Francyn Djajadi <i>Confianza Advocaten</i>
	Román Gil Alburquerque <i>Sagardoy Abogados</i>	Lasantha Hettiarachchi <i>Law Chambers of Lasantha Hettiarachchi</i>	Virginia Joseph <i>Spartan Health Science University</i>	Gloria Monique de Mees <i>Anton de Kom University of Suriname</i>
	Rosa M. Urbanos Garrido <i>SESPAS; Universidad Complutense de Madrid</i>	Milinda Jayatilaka	Anonymous Contributors	Humphrey R. Schurman <i>Schurman Advocaten N.V.</i>
		Nihal Jayawardene <i>Law Advisory Commission of Sri Lanka</i>	St. Vincent and the Grenadines	Iris Nazir <i>Law Firm Nazir</i>
		Priyantha Gamage	Chevanev Charles <i>Temple Stoke</i>	Maureen Tjon-Jaw-Chong
		R. M. N. U. Rajapaksha <i>Ministry of Health</i>		
		S. R. L. Rosa		

Merlin A. Gout
Law Firm M.A. Gout

**Nashreen R. J. Ilaahibaks
Radju Brijobhokun**
*Anton de Kom University of
Suriname*

Ruby C. A. Bleau

Anonymous Contributors

Sweden

Bengt Järholm
Umeå University

Bengt Lundell
Lund University

Birgitta Nyström
Lund University

Boel Flodgren
Lund University

Christer Thordson

Jack Ågren
Karlstad University

Karol Nowak
Lund University

Kavot Zillén
Stockholm University

Lena Enqvist
Umeå University

Mauro Zamboni
Stockholm University

Mikael Hansson
Uppsala University

Ola Zetterquist
*Court of Appeal for Western
Sweden; University of
Gothenburg*

Olle Mårsäter
Uppsala University

Reinhold Fahlbeck
Lund University

Staffan Michelson
Hellström Law

Sverker Jönsson
Lund University

Ulf Maunsbach
Lund University

Vilhelm Persson
Lund University

Anonymous Contributors

Tanzania

Anna Aloys Henga
*Legal and Human Rights
Centre*

**Annamarie Mavenjina
Nkelam**
Hadasa Associates

Eliud Kitime
African Online Law Academy

Elizabeth John Mlemeta
NexLaw Advocates

Fundikila Wazambi
*Legal and Human Rights
Centre*

George Fernandes
*Dentons, East African Law
Chambers*

Hakiel. O. Mgonja
M&M Law Chambers

Mathias Omar Kisegu
Trustworthy Attorneys

Mpale Kaba Mpoki
*Mpoki and Associates
Advocates*

Richard Paresso
*The Open University of
Tanzania*

Vintan Willgis Mbiro
Breakthrough Attorneys

Anonymous Contributors

Thailand

Chalermwut Sriporm
Thammasat University

Chulapong Yukate
Siam Legal

Chusert Supasitthumrong
*Tilleke & Gibbins
International Ltd.*

Ittichai Prasongprasit
R&T Asia Limited

Jakkrit Kuanpoth
*Tilleke & Gibbins International
Ltd.*

Koreeyor Manuchae
Migrant Working Group

Manaswee Wongsuryrat
*Tilleke & Gibbins
International Ltd.*

Munin Pongsapan
Thammasat University

Pisut Rakwong
Pisut & Partners

Shohei Sasaki
*Nagashima Ohno &
Tsunematsu*

Wanchai Yiamsamatha
LS Horizon Ltd.

Anonymous Contributors

Togo

Adjowavi Saratou Moreira

Bakafitine Banque
Martial Akakpo & Associes

**Dékawunga Djoliba
Kutolbena**
Cabinet Maitre Kutolbena

**Elliott Hegbor
Essiamé Koko Dzoka**
Barreau du Togo

Kao Palanga

Koffi Houndebasso
*Société Togolaise
de l'Evaluation*

Kossi Tarkpessi
Ministere de la Sante

Kounde Innocent Kpeto

Simliwa Kolou Dassa
Université de Lomé

Yawo Apéléké Agbobli
Chu Sylvanus Olympio

Anonymous Contributors

Trinidad and Tobago

Asaf Hosein

Christopher Yaw
Socialis Ingeniarius Firm

Jerome F. Maxime
Girwar and Deonarine

Kaveeta Persad
*Fitzwilliam, Stone,
Furness-Smith & Morgan*

Keri A. Kitson

L. Samuel Harrison
Mair and Company

**Shastri Vedanta
Christopher Parsad**
*Shastri Parsad & Associates,
Attorneys-at-Law*

Sonnell David-Longe
M.G. Daly and Partners

Tamara A. Jackson

Anonymous Contributors

Tunisia

Amine Hamdi
Hamdi Law Office

Elies Ben Letaifa
Juris International

Elyes Trabelsi
Ordre des Avocats de Tunisie

Hechmi Louzir
Institut Pasteur de Tunis

Khadija Anane

Labidi Ahmed
Ordre des Avocats de Tunisie

Mohamed Amine Kchouk

Mohamed Raouf ElHenri
Eversheds Sutherland El Heni

Nadhir Ben Ammou

Nadhir Ben Yedder
*Ben Yedder et Associes
Avocats Conseils*

Nesrine El Amri
Cabinet d'Avocat Nesrine El Amri

Nizar Sdiri

Radhouane Elayba

Ridha Mezghani

Yassine Guemri
Eversheds Sutherland El Heni

Anonymous Contributors

Turkey

Demirhan Burak Çelik
Galatasaray University

Ece Göztepe
Bilkent University

Erdem Çağlar

Esenyel Barak Bal
Ak Barak Attorney Partnership

Fatih Selim Yurdakul
Yurdakul Law Office

Filiz Tepecik
Anadolu Universitesi

Mahmut Kacan
M.K. Law Office

Murat Volkan Dülger
İstanbul Aydın University

Mustafa Cem Yeniaras
Yeniaras Attorneys at Law

Nuray Gökçek Karaca
Anadolu Universitesi

Omer Atac
Istanbul Medipol University

Osman Hayran
İstanbul Medipol University

R. Murat Önok
Turkish Press Council

Savas Bozbel
Bozbel Law & Consulting

Şule Özsoy Boyunsuz
Galatasaray University

Ufuk Aydın
İstanbul Aydın University

Anonymous Contributors

Uganda

Alexander Kibandama
Ortus Advocates

Alunga Patrick Alvarez
Alvarez Advocates

Atim Evelyn
Bigirwaruhanga & Atim Advocates

Bernard Mukasa
Ortus Advocates

Brigitte Kusiima Byarugaba
Shonubi, Musoke & Co. Advocates

Emmanuel Luyirika
African Palliative Care Association

Hasfa Namulindwa
Katende, Ssempebwa & Co. Advocates

Irene Priscilla Ayaru
Daly Lynch Crowe and Morris Solicitors

Isaac Newton Kyagaba
Dentons, Kyagaba & Otatiina Advocates

Joseph Matsiko
Kampala Associated Advocates

Kallu C. Kalumiya
Kampala Associated Advocates

Laura Nyirinkindi
Pro Initiatives Agency

Lubang Vincent Losio
*Enreach Foundation;
Kingston Law Services*

Robert Mugisa

Ronald Mutalya
Mutalya & Co. Advocates

Ronald Serwanga
East African Law Society

Seth Nimwesiga
Center for Health, Human Rights and Development (CEHURD)

Anonymous Contributors

Ukraine

Andrey Guk
Romodanov Neurosurgery Institute, National Academy of Medical Sciences of Ukraine

Anna Sakalosh
Ivan Franko National University of Lviv

Igor Svechkar
Asters

Ivan Horodyskyy
Dnistrianskiy Center for Law and Politics

Konstantin Nadutyi
The Coordinating Council of the Ukrainian Medical Expert Community

Kriachkova Lilia Viktorivna
Dnipro State Medical University

Liudmyla Hrytsenko
Dnipro State Medical University

Oleksandr Skliarenko
Skliarenko, Sydorenko and Partners, Attorneys at Law

Olexander Martinenko
Kinstellar

Serhii Andriienko

Valeriia Lekhan
Dnipro State Medical University

Yaroslav Shkvorets

Zoryana Skaletska
National University Kyiv-Mohyla Academy

Anonymous Contributors

United Arab Emirates

Ahmed Eldakak
UAE University

Ahmed Khedr
KLCCA Legal & Corporate Affairs

Ghassa Atris
Al-Aidarous Advocates and Legal Consultants

Jayadevan Sreedharan
Gulf Medical University

Michael Krämer
Meyer-Reumann & Partners

Mirza R. Baig
Dubai Pharmacy College for Girls

Nasiruddeen Muhammad
University of Dubai

Stuart Paterson
HSF

Anonymous Contributors

United Kingdom

David Josse
5 St Andrew's Hill Chambers

Helen Coombes
Lewis Silkin LLP

Jan van Zyl Smit
Bingham Centre for the Rule of Law

Jill Stavert
Edinburgh Napier University

Rebecca Niblock
Kingsley Napley LLP

Richard Ashcroft
City, University of London

Richard Whitecross
Edinburgh Napier University

Steven Lorber
Lewis Silkin LLP

Tonia Novitz
University of Bristol

Tony Ward
Northumbria University

Anonymous Contributors

United States

André Douglas Pond Cummings
University of Arkansas at Little Rock, William H. Bowen School of Law

Bruce P. Frohnen
Ohio Northern University

Christopher David Ruiz Cameron
Southwestern Law School

David C. Yamada
Suffolk University

Elise Groulx Diggs
Georgetown Law Center

Emiliano Baidenbaum
Hewlett Packard Enterprise

Eric M. Schweiker
Hewlett Packard Enterprise

Erin Rodgers
Rodgers Selvera, PLLC

Georges C. Benjamin
American Public Health Association

Gustavo Marin Garcia
The Law Office of Gustavo Marin Garcia

Hal Kauffeldt
Hewlett Packard Enterprise

James H. Pietsch
University of Hawaii

Jeff Aresty
InternetBar.org Institute, Inc.

John Pollock
National Coalition for a Civil Right to Counsel

John R. LaBar
LaBAR Law PLLC

Jon Hiatt
International Lawyers Assisting Workers (ILAW) Network; Solidarity Center

Kepler B. Funk
Funk, Szachacz & Diamond LLC

Leonard A. Sandler
University of Iowa, Law and Policy In Action Clinic

Michael Felsen
Justice at Work

Michele Forzley

Paul Bender
Arizona State University

Renaldy J. Gutierrez
Gutierrez & Associates

Renée M. Landers
Suffolk University

Ricks P. Frazier

Robert J. Collins
University of Pennsylvania

Rovshan Sharifov
Sharifov and Associates, PLLC

Roy M. Poses
Brown University

Stephen A. Saltzburg
The George Washington University

Stephen C. Veltri
Ohio Northern University

Stephen Corbin

Timothy E. Dolan
DMS Foresight Academy

Anonymous Contributors

Uruguay

Alejandro Santi Estefan Arrighi, Mantero & Santi Abogados

Claudia Arriaga Villamil
Universidad de la República

Eduardo Esteva-Gallicchio
Centro de Documentación y Estudios Constitucionales del Uruguay

Escandor El Ters
Instituto Nacional del Cancer, Montevideo

Facundo Chávez Fernández
Universidad de la República

Juan Andrés Fuentes

*Arcia Storace Fuentes
Medina Abogados*

Juan Diego Menghi

Adders

Julio Lens

LENS

Julio Soffer

Leonardo Slinger

Guyer & Regules

Magela Ramón

Hughes & Hughes

Manuel Reyes Puig

*Estudio Reyes Rius; Intrust
Business Solutions*

María Durán

Hughes & Hughes

Martín Fridman

Ferrere Abogados

Martín Risso

*Universidad Católica del
Uruguay*

Natalia Veloso

Delpiazzo Abogados

Nils Helander

Universidad de la República

Santiago Pereira Campos

Universidad de Montevideo

Santiago Theoduloz

Theoduloz & Arroyo

Tomás Guerrero

*Estudio Posadas, Posadas &
Vecino*

Anonymous Contributors

Uzbekistan

Allan Pashkovskiy

Acceptus Law Firm

Aziz Sattarov

Acceptus Law Firm

Iskander Yakubov

*Law and Business Consulting
Agency AB (LBCA)*

Madina Tursunova

**Serikbek Alpamysovich
Murataev**

*Tashkent State University
of Law*

Anonymous Contributors

Venezuela, RB

Alejandro Gallotti

LEGA Abogados

Alexander Marcano Montero

*Lawyers Group, Despacho de
Abogados*

Alfredo Romero

Foro Penal

Alí Daniels

Acceso a la Justicia

Alvaro Badell Madrid

*Badell & Grau Despacho de
Abogados*

Andres Halvorsen

RDHOO Abogados

Antonio Silva Aranguren

CIDEP

Carlos D. Atencio Blackman

Carolina Giron

*Observatorio Venezolano de
Prisiones*

Edgar Eduardo Berroterán

Fatima Camirra

Franco Puppio

UCAB

Frank M. Vicent Gómez

CVA Abogados

Franklin Teodoro

Hoet Linares

Bloque Constitucional

Fredy Martinez

*Martinez Diaz Firma de
Abogados*

Gonzalo Himiob Santomé

Foro Penal

Gustavo Adolfo

Urbano Zabala

*Travieso Evans Arria Rengel
& Paz*

Ivan D. Paredes Calderon

*Martinez & Paredes
Abogados*

Jaime Martinez Estevez

*Rodner, Martinez &
Asociados*

Jesus Escudero

*Universidad Central de
Venezuela*

Jorge Rosell Senhenn

José Antonio

De Sousa Cumbrado

Torres Plaz & Araujo

José Manuel Ortega Pérez

Palacios Ortega y Asociados

Juan Alberto

Berrios Ortigoza

Universidad del Zulia

Juan Carlos Garantón-Blanco

*Universidad Católica
Andrés Bello*

Juan Carlos Sainz Borgo

University for Peace

Juan Domingo

Alfonzo Paradisi

*Universidad Central de
Venezuela*

Juan Manuel Raffalli

Raffalli de Lemos Abogados

Karla Sáez Rodríguez

ESC+G Abogados

Laura Louza

Acceso a la Justicia

Lolymar

Hernández Camargo

*Universidad Católica
Andrés Bello*

Luis Petit Guerra

Monteavila University

Mariela Molero

Fundación Mariela Molero

Nergan Pérez

Oscar Eduardo

Rivero López

*Rivero & Asociados,
Abogados Consultores*

Pedro Prato Alvarez

Rafael de Lemos Matheus

*Raffalli de Lemos Halvorsen
Ortega y Ortíz*

Raul Sanchez Urribarri

La Trobe University

Roberto Hung

Cultura Jurídica ORG

Rosa Virginia Superlano

LEGA Abogados

Simon Jurado-Blanco

Sandoval

Jurado-Blanco & Aguirre

Abogados (JBA Legal)

Tadeo Arrieche Franco

Venpaís, Centro de Ideas

Tulio Alberto

Álvarez-Ramos

*Universidad Católica Andrés
Bello; Universidad Central de
Venezuela*

Víctor Rafael

Hernández-Mendible

Universidad Monteávila

Victor Rujano Bautista

Asociación Civil CIMAS

Victoria Capriles

La Universidad Metropolitana

Yeoshua Bograd Lamberti

*Travieso Evans Arria Rengel
& Paz*

Anonymous Contributors

Vietnam

Danny Duy Vo

Santa International Law PLLC

Do Thi Hang

ANT Lawyers

Dzung Vu

YKVN

Ho Thi Tram

ADK Vietnam Lawyers

Huu Nhi Ngo

Thien An Law Office

Huu Phuoc Nguyen

Phuoc & Partners Law Firm

Kent Wong

VCI Legal LLP

Le Van Thanh

SureLaw Law Firm

Pham Thi Thoa

Apolat Legal Law Firm

Tho Nguyen Truong

Dai Nghia Law Office

Tra Thu Thao

SureLaw Law Firm

Tran Thi Kieu Tran

The Lam Law LLC

Tuan Phung

VCI Legal LLP

Anonymous Contributors

Zambia

Anne Namakando-Phiri

Dovecot College

Arthur Mazimba

Ernest Muketoi Beele

University of Zambia

Fredrick Mudenda

University of Zambia

John Chibalabala

*John Chibalabala Legal
Practitioners*

Martha S. Namwila-Mwala

Corpus Legal Practitioners

Mehluli Malisa Batakathi

Muyatwa Legal Practitioners

Sebastian Chinkoyo

Ministry of Health, Ndola

Sydney Chisenga

Corpus Legal Practitioners

Tino Maliselo

Ministry of Health

Tiziana Marietta

*Howard & Marietta Legal
Practitioners*

Anonymous Contributors

Zimbabwe

Andrew Makoni

Mbidzo, Muchadehama & Makoni Legal Practitioners

Brighton Mahuni

Scanlen & Holderness

Casper Pound

Family Aids Support Organisation (FASO)

Chiratidzo Ellen Ndhlovu

University of Zimbabwe

David Ochieng

David Peter Drury

Honey & Blanckenberg

David Tinashe Hofisi

University of Wisconsin - Madison

Doug Coltart

Mtetwa & Nyambirai Legal Practitioners

Evans Talent Moyo

Faro Mahere

Gill, Godlonton & Gerrans

Jeremiah Mutongi Bamu

Mbidzo, Muchadehama & Makoni Legal Practitioners

Johannes Marisa

Westview Medical Clinic

Jonh Makanda

Kantor and Immerman Legal Practitioners

Maxwell Musingafi

Riverflow Global Consultants

Mordecai Pilate Mahlangu

Gill, Godlonton & Gerrans

Mufaro Mpofu

SEJA

Obey Shava

Shava Law Chambers, Rights and Business Centre

Philip G. Nyakutombwa

Nyakutombwa Legal Counsel

Simplicio Bhebhe

Kantor and Immerman Legal Practitioners

Stephen Junior Alumenda

Gill, Godlonton & Gerrans

Tatenda Nyamayaro

Tawanda Tandi

Kantor and Immerman Legal Practitioners

Terence Hussein

Hussein and Co.

Wellington Chimwaradze

Anonymous Contributors

Acknowledgments

The World Justice Project's Honorary Chairs, Directors, Officers, Staff, Financial Supporters, and Sponsoring Organizations are listed in the last section of this report. Polling companies, research organizations, and contributing experts are listed in the Methodology section of this report.

Individual Advisors

Mark David Agrast; Maurits Barendrecht, Tilburg University; Tim Besley, London School of Economics; Juan Carlos Botero, Pontificia Universidad Javeriana; Paul Brest, Stanford University; Jose Caballero, IMD Business School; Giulio Caperna, EU-JRC; Thomas Carothers, Carnegie Endowment for International Peace; Eduardo Cifuentes, Universidad de los Andes; Christine M. Cole, Crime & Justice Institute; Mariano-Florentino Cuellar, Carnegie Endowment for International Peace; Nicolas Dassen, Inter-American Development Bank; Larry Diamond, Stanford University; Sandra Elena; Brad Epperly, University of British Columbia; Julio Faundez, Warwick University; Hazel Feigenblatt, University of Maryland; Todd Foglesong, Munk School of Global Affairs at the University of Toronto; Tom Ginsburg, University of Chicago; Joseph Foti, Open Government Partnership; James Goldston, Open Society Foundation; Jorge Gonzalez, Universidad Javeriana; Jon Gould, Arizona State University; Martin Gramatikov, HiIL; Brendan Halloran, Transparency and Accountability Initiative; Linn Hammergren; Tim Hanstad; Wassim Harb, Arab Center for the Development of Rule of Law and Integrity; Nathaniel Heller; Susan Hirsch, George Mason University; Ronald Janse, University of Amsterdam Law School; Erik G. Jensen, Stanford University; Haroon Khadim, PAE; Rachel Kleinfeld, Carnegie Endowment for International Peace; Jack Knight, Duke University; Harold H. Koh, Yale University; Matija Kovacic, EU-JRC; Aart Kraay, The World Bank; Margaret Levi, Stanford University; Iris Litt, Stanford University; Clare Lockhart, The Institute for State Effectiveness; Zsuzsanna Lonti, OECD; Diego Lopez, Universidad de los Andes; William T. Loris, Loyola University; Lauren E. Loveland, National Democratic Institute (NDI); Paul Maassen, Open Government Partnership; Beatriz Magaloni, Stanford University; Jenny S. Martinez, Stanford University; Toby McIntosh, FreedomInfo.org; Toby Mendel, Centre for Law and Democracy; Nicholas Menzies, The World Bank; Ghada Moussa, Cairo University; Sam Muller, HiIL; Robert L. Nelson, American Bar Foundation and Northwestern University; Harris Pastides, University of South Carolina; Randal Peerenboom, La Trobe University and Oxford University; Angela Pinzon, Universidad del Rosario; Pascoe Pleasence, University

College London; Shannon Portillo, George Mason University; Michael H. Posner, New York University; Roy L. Prosterman, University of Washington; Anita Ramasastry, University of Washington; Audrey Sacks, The World Bank; Lutforahman Saeed, Kabul University; Michaela Saisana, EU-JRC; Andrea Saltelli, EU-JRC; Moises Sanchez, Alianza Regional por la Libertad de Expresión; Andrei Shleifer, Harvard University; Jorge Luis Silva, Secretaria de Economia; Christopher Stone, Oxford University; Stefan Voigt, University of Hamburg; Barry Weingast, Stanford University; Michael Woolcock, The World Bank.

Institutional Contributors and Advisors

Altus Global Alliance; APCO Worldwide; Fleishman-Hillard; The Center for Advanced Study in the Behavioral Sciences, Stanford University; The Center on Democracy, Development, and the Rule of Law, Stanford University; The German Bar Association in Brussels; Governance Data Alliance; Google Inc.; The Hague Institute for Innovation of Law (HiIL); Investigative Reporting Program, UC Berkeley Graduate School of Journalism; The Legal Department of Hewlett Packard Enterprise; The Legal Department of Microsoft Corporation; The Whitney and Betty MacMillan Center for International and Area Studies, Yale University; Rule of Law Collaborative, University of South Carolina; The University of Chicago Law School; Vera Institute of Justice; The Wright Center for the Study of Computation and Just Communities.

About the World Justice Project

The World Justice Project (WJP) is an independent, multidisciplinary organization working to create knowledge, build awareness, and stimulate action to advance the rule of law worldwide. Effective rule of law reduces corruption, combats poverty and disease, and protects people from injustices large and small. It underpins development, accountable government, and respect for fundamental rights, and it is the foundation for communities of justice, opportunity, and peace.

Our Approach

Traditionally, the rule of law has been viewed as the domain of lawyers and judges. However, everyday issues of safety, rights, justice, and governance affect us all; everyone is a stakeholder in the rule of law. Based on this, the WJP builds and supports a global, multi-disciplinary movement for the rule of law by:

Collecting, organizing, and analyzing

original, independent rule of law data, including the *WJP Rule of Law Index*;

Supporting research, scholarship, and

teaching about the importance of rule of law, its relationship to development, and effective strategies to strengthen it; and

Connecting and building an engaged global

network of policy-makers and advocates to advance the rule of law through strategic partnerships, convenings, coordinated advocacy, and support for locally-led initiatives, including through the World Justice Forum and the World Justice Challenge, a competition to identify, recognize, and promote good practices and successful solutions for strengthening the rule of law worldwide.

Honorary Chairs

The World Justice Project has the support of outstanding leaders representing a range of disciplines around the world. The Honorary Chairs of the World Justice Project are:

Giuliano Amato; Robert Badinter; James A. Baker III; Cherie Blair; Stephen G. Breyer; Sharan Burrow; David Byrne; Jimmy Carter; Maria Livanos Cattauri; Hans Corell; Hilario G. Davide, Jr.; Hernando de Soto; Adama Dieng; Richard J. Goldstone; Kunio Hamada; Lee H. Hamilton; Mohamed Ibrahim; Tassaduq Hussain Jillani; Anthony M. Kennedy; Beverley McLachlin; George J. Mitchell; Sandra Day O'Connor; Ana Palacio; Roy L. Prosterman; Richard W. Riley; Mary Robinson; Antonio Vitorino; Harold Woolf; and Andrew Young.

Board of Directors

Sheikha Abdulla Al-Misnad; Kamel Ayadi; Adam Bodnar; Michael Chu; William C. Hubbard; Hassan Bubacar Jallow; Suet-Fern Lee; Mondli Makhanya; M. Margaret McKeown; John Nery; William H. Neukom; Ellen Gracie Northfleet; and James R. Silkenat.

Directors Emeriti

Ashraf Ghani Ahmadzai
Emil Constantinescu
Petar Stoyanov

Rule of Law Leadership Council

Beverley McLachlin, Co-Chair; Judy Perry Martinez, Co-Chair; Kerry Abrams; Paige Alexander; Bernard Amyot; Donald Ayer; Cherie Blair; Nicola Bonucci; Nouzha Chekrouni; Antony Cook; Halimah DeLaine Prado; Tom Dery; Adam Goldenberg; Karen F. Green; Tim Hanstad; Mo Ibrahim; Jeffrey Howell; Paul Lawrence; Ian McDougall; Judith A. Miller; Ali H. Mokdad; Michael Posner; Regan Ralph; David S. Steuer; and David K.Y. Tang.

Officers and Staff

Officers: William C. Hubbard, Co-Founder and Chairman of the Board; William H. Neukom, Co-Founder and CEO; Mark D. Agrast, Vice President; Deborah Enix-Ross, Vice President; Judy Perry Martinez, Vice President; Nancy Ward, Vice President; James R. Silkenat, Director and Treasurer; and Gerold W. Libby, General Counsel and Secretary.

Staff, Consultants, and Interns: Elizabeth Andersen, Executive Director; Amy Gryskiewicz, Chief of Staff and Operations; Mark Lewis, Chief of Public Sector Partnerships; Alejandro Ponce, Chief Research Officer; Richard Schorr, Chief Financial Officer; James van der Klok, Chief of Philanthropic Partnerships; Tanya Weinberg, Chief Communications Officer; Said Aarji; Sally Aldrich; Daniela Barba; Marta Basystiuk; Hailey Bouwman; Abigail Boyce; Erin Campbell; Ana Cárdenas; Estefany Caudillo; Lilian Chapa Koloffon; Maria Chavarria; Lloyd Cleary; Avery Comar; Miguel Contreras; John

Cullen; Shallum David; James Davis; Christine Detz; Giacomo D'Urbano; Alicia Evangelides; Allyse Feitzinger; Vianney Fernández; Marco Ivan Figueroa; Renae Ford; Joshua Fuller; Amir Galván; Alejandro González Arreola; Lucía Estefanía González Medel; Eréndira González Portillo; Kirssy González; Issa Guerra; Fernando Gutierrez O.; Dalia Habiby; Shakhlo Hasanova; Irene Heras; Roberto Hernández; Grace Hulseman; Skye Jacobs; Natalia Jardon; Verónica Jaso; Osvaldo Jiménez; Alphina Kamara; Lauren Kitz; Ally Knapp; Lauren Littlejohn; Mariana López; Debby Manley; Gabriela Marquez; Olimpia Martínez; Raquel Medina; Ignacio Miranda; María José Montiel; Ana María Montoya; Gustavo Núñez Peralta; Fernando Omedé; María Fernanda Ortega; Horacio Ortiz; Santiago Pardo; Enrique Paulin; Artha Pillai; Srirak Plipat; Stephanie Presch; Tanya Primiani; Hannah Rigazzi; Marien Rivera; Mario Rodríguez; Natalia Rodríguez Cajamarca; Juan Salgado; Alicia Segovia; Nikta Shahbaz; Leslie Solís Saravia; Helen Souki Reyes; Victoria Thomaidis; Carlos Toruño; Paulina Vega; Sergio Villanueva; Katrina Wanner; and Moss Woodbury.

World Justice Project Funders

The World Justice Project thanks the following major 2022-2023 donors whose support makes our work possible:

Public Sector Donors 2022-2023

The European Commission
Netherlands Ministry of Foreign Affairs
Municipality of the Hague
Canada, Global Affairs Canada
United States Department of State
United States Agency for International Development
United Nations Development Program
The World Bank

Institutional Donors 2022-2023

American Bar Association Section of Environment, Energy & Resources
Carnegie Mellon University
The Chandler Foundation
The Charles Stewart Mott Foundation
The Hewlett Foundation
The Lawrence Foundation
Luminate
Mo Ibrahim Foundation
Neukom Family Foundation
The Open Society Foundations

Private Sector Partnership for the Rule of Law 2022-2023

Arnold & Porter
Google
Hewlett Packard Enterprise (HPE)
K&L Gates LLP
LexisNexis Rule of Law Foundation
Microsoft Corporation
Shell Global
Uber
Wilson Sonsini Foundation

Additional Private Sector Support 2022-2023

Cooley
Fredrikson & Byron
Jupitice
Pacifica Law Group
Perkins Coie LLP
Zuber Lawler

Major Individual Donors 2022-2023

Mark Agrast and David Hollis
Sheikha Abdulla Al-Misnad
Bernard Amyot
Elizabeth Andersen and Stephen Pomper
Anne Avis
Elizabeth F. Bagley
Margaret Breen and Stewart Landefeld
Cindy and Bob Carlson

Patricia Casale and Gary Gut
Stephan Coonrod and Cheryl Clark
Kelly Cullinane
Eileen and John Donahoe
Deborah Enix-Ross
Barbara and R. Bradford Evans
Suzanne E. Gilbert
Karen Green
The Haldeman Family Foundation
David A. Heiner
Samuel D. Heins
Ruth Holzer and Michael Byowitz
Lynn Hubbard and David A. Zapolsky
Kappy and William C. Hubbard
R. William Ide
Jean Johnson and Peter Miller
Cynthia Jones and Paul Lawrence
P.K. Kilty and Stoddard Lambertson
Linda Klein and Michael S. Neuren
The Lawrence Foundation
Suet-Fern Lee
Gerold W. Libby
Julie and Tom Lombardo
Karla Kurbjun Mathews
M. Margaret McKeown
Sally and William H. Neukom
Ellen Gracie Northfleet
Judy Perry Martinez
Michelle and Karl Quackenbush
Suzanne Ragen
Lucy Reed
Lesley and Ted Rosenthal
Paula Selis and Jonathan Fine
Barbara Shufro and David Steuer
James R. Silkenat
John H. Stout
Tonia and Robert B. Strassler
David K.Y. Tang
Lucy Vance
James van der Kloek
Nancy Ward and Tobias Bright
David Weiner
Stephen Zack

A current list of funders can be found at worldjusticeproject.org.

More from the World Justice Project




WJP Rule of Law Index 2023 Insights
Highlights and data trends from the WJP Rule of Law Index 2023



2022 Forum Outcome Report




WJP Mexico States Rule of Law Index 2022-2023
Perceptions and experiences in 32 states



Latin America and the Caribbean Country Reports 2023



Corruption in the Caribbean 2023



WJP Justice Data Graphical Report I 2023

For more information or to read these reports, visit worldjusticeproject.org/our-work



**World Justice
Project**

 worldjusticeproject.org

 facebook.com/thewjp

 x.com/theWJP



Scan the QR code or visit
worldjusticeproject.org/index
to view our interactive data portal.

Washington, DC

Singapore

Mexico City