

- Nature of Matter
- Atomic and Molecular Mass
- Chemical Reactions and Stoichiometry
- Quick Reference Table
- Common Mistakes and Misconceptions
- Glossary

Nature of Matter

Chemistry and Matter

Chemistry is the branch of science that deals with the composition, structure, and properties of matter. Matter is anything that has mass and

States of Matter

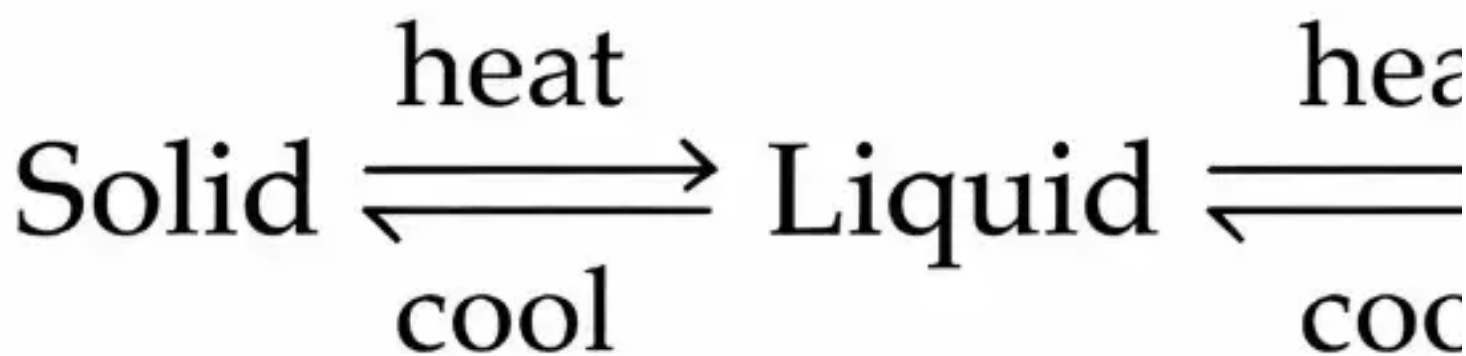
Matter exists mainly in three physical states: solid, liquid, and gas. There are also less common states such as plasma and Bose-Einstein con

Properties of States

Solids have definite volume and shape. Liquids have definite volume but no definite shape. Gases have neither definite volume nor definite s

Interconversion of States

The three states of matter can be interconverted by changing temperature and pressure. For example, heating a solid turns it into a liquid (r (condensation).

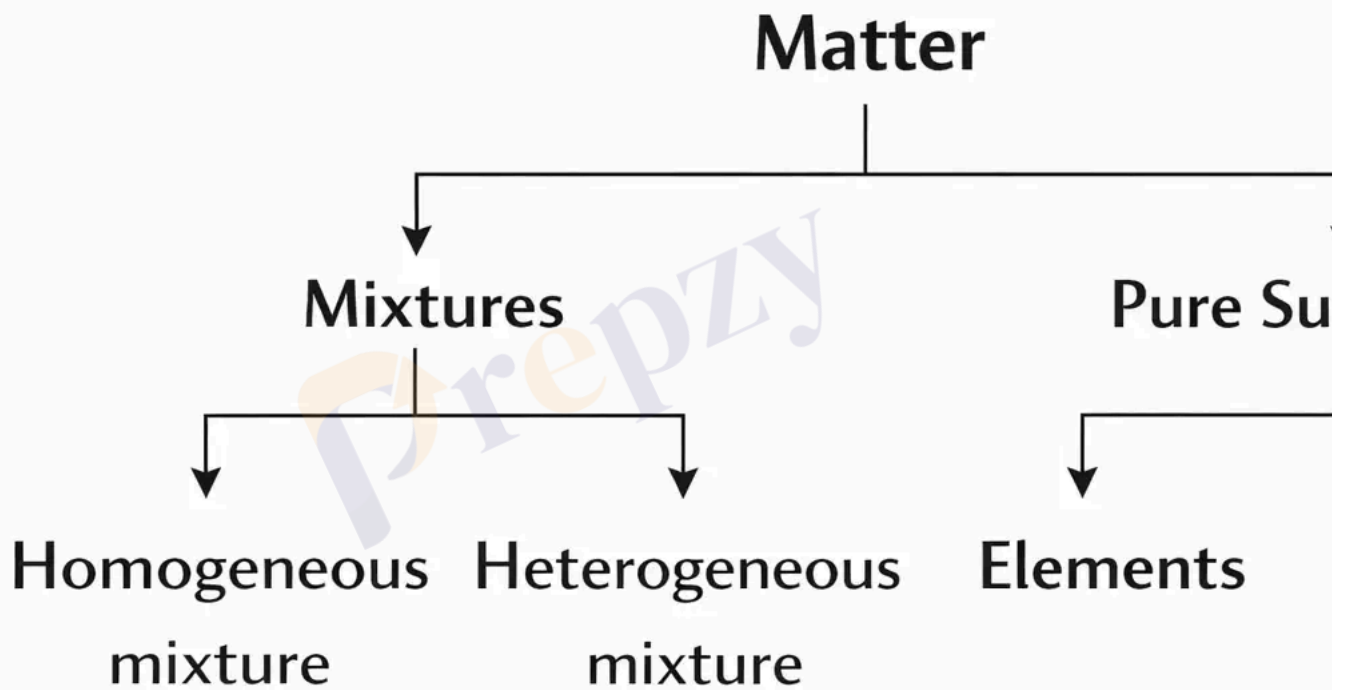


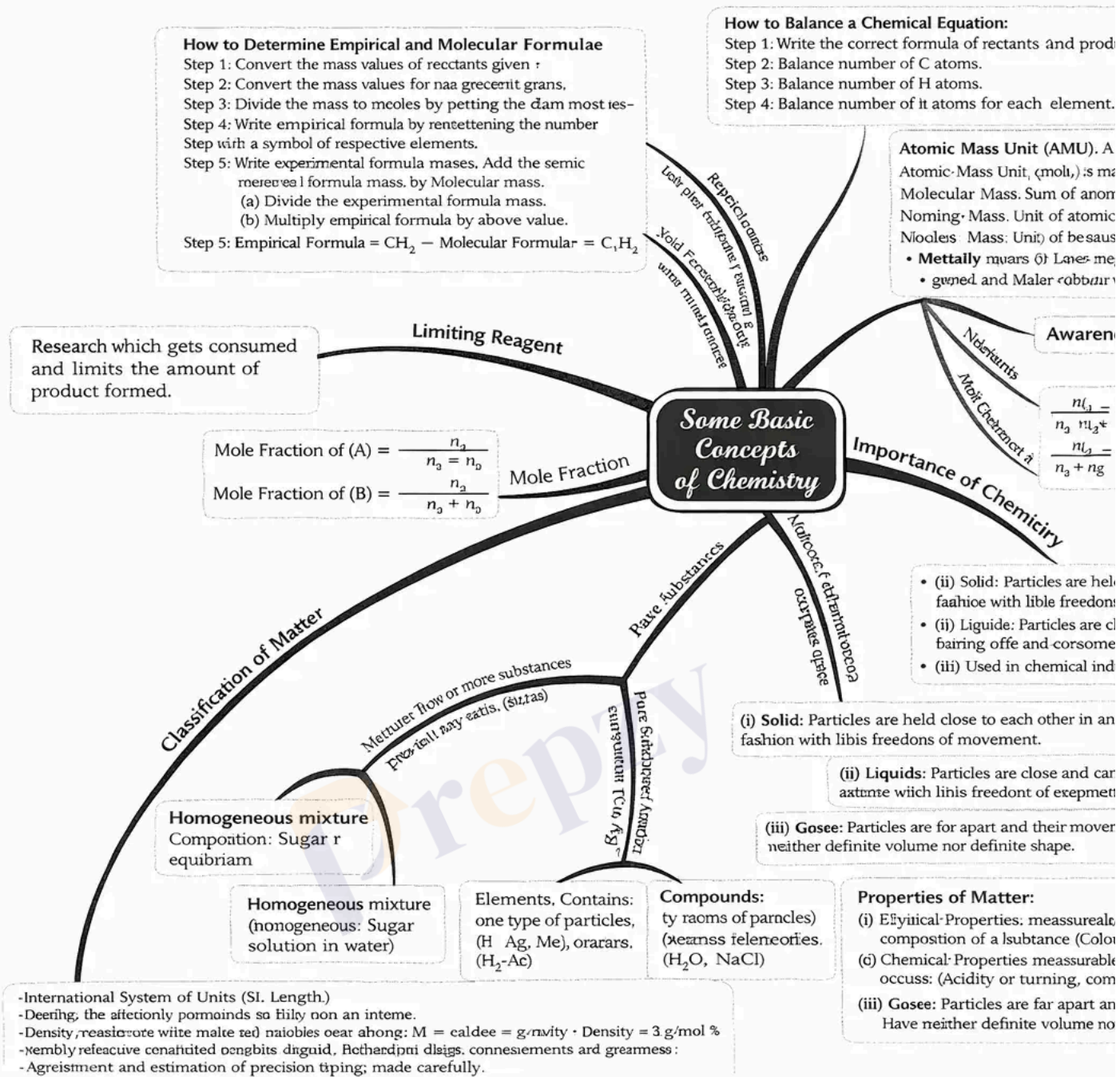
Classification of Matter

Matter can be classified into mixtures and pure substances. Mixtures contain two or more substances physically combined, while pure substances contain only one type of particle.

Mixtures are further divided into homogeneous mixtures, where composition is uniform (e.g., sugar solution), and heterogeneous mixtures, where composition is not uniform (e.g., salt and sugar mixture).

Pure substances include elements and compounds. An element contains only one type of particle (atoms or molecules), while a compound contains two or more types of elements in a definite ratio.





Properties of Matter

Properties of matter are categorized into physical and chemical properties. Physical properties can be observed without changing the substance, while chemical properties involve changes in the substance, such as reactions.

Physical Quantities

Mass: The standard SI unit is kilogram (kg).

Weight: Weight is a force measured in Newtons (N) and is calculated as $W = m \times g$, where m is mass and g is gravitational acceleration.

Note: Mass is constant, but weight varies with gravity.

Volume: SI unit is cubic meter (m³).

Density: Density = Mass / Volume, with SI unit kg/m³.

Temperature Scales: Kelvin (K), degree Celsius (°C), and degree Fahrenheit (°F).

Length: Expressed in Angstrom (Å), nanometre (nm), and picometre (pm), where 1 Å = 10⁻¹⁰ m, 1 nm = 10⁻⁹ m, and 1 pm = 10⁻¹² m.

Significant Figures Rules

- All non-zero digits are significant.
- Leading zeros are not significant.
- Zeros between non-zero digits are significant if to the right of the decimal point.

Laws of Chemical Combinations

- Law of Conservation of Mass: Mass cannot be created or destroyed.
- Law of Definite Proportions: A compound always contains the same proportion of elements by weight.
- Law of Multiple Proportions: When two elements form more than one compound, the masses of one element that combine with a fixed mass of the other are in the ratio of small whole numbers.
- Gay Lussac's Law of Gaseous Volumes: Gases combine in simple volume ratios at constant temperature and pressure.
- Avogadro's Law: Equal volumes of gases at the same temperature and pressure contain equal numbers of molecules.

Dalton's Atomic Theory

- Matter consists of tiny indivisible particles called atoms.
- Atoms are indestructible and cannot be divided into smaller particles.
- All atoms of an element have identical properties and mass; atoms of different elements differ in mass.
- Atoms combine in simple fixed ratios to form compounds.
- Chemical reactions involve rearrangement of atoms; atoms are neither created nor destroyed.

Drawbacks of Dalton's Atomic Theory

- Does not explain allotropes.
- Atoms can be divided into subatomic particles (electrons, protons, neutrons).
- Does not explain how atoms combine to form groups.

Solved Examples

Example 1: Calculate the density of a substance with mass 500 g and volume 250 cm³.

Solution:

$$\text{Density} = \text{Mass} / \text{Volume} = 500 \text{ g} / 250 \text{ cm}^3 = 2 \text{ g/cm}^3.$$

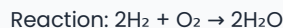
Example 2: Convert 25 °C to Kelvin.

Solution:

$$K = ^\circ C + 273.15 = 25 + 273.15 = 298.15 K.$$

Example 3: Identify the limiting reagent when 2 moles of hydrogen react with 1 mole of oxygen to form water.

Solution:



Hydrogen required for 1 mole O_2 is 2 moles. Given 2 moles H_2 and 1 mole O_2 , both are in stoichiometric ratio, so neither is limiting.

Practice Set

- **Level 1:** Define matter and list its three common states.
- **Level 1:** What is the difference between homogeneous and heterogeneous mixtures?
- **Level 2:** Calculate the weight of a 10 kg object on Earth where $g = 9.8 \text{ m/s}^2$.

- **Level 3:** A substance has a mass of 150 g and volume of 50 cm^3 . Calculate its density and classify the state of matter if it has a definite shape and volume.

Answer Key

- **Level 1:** Matter is anything that has mass and occupies space. The three common states are solid, liquid, and gas.
- **Level 1:** Homogeneous mixtures have uniform composition throughout (e.g., sugar solution), while heterogeneous mixtures have non-uniform composition (e.g., salt and sugar mixture).
- **Level 2:** Weight = mass \times gravity = $10 \text{ kg} \times 9.8 \text{ m/s}^2 = 98 \text{ N}$.
- **Level 3:** Density = mass / volume = $150 \text{ g} / 50 \text{ cm}^3 = 3 \text{ g/cm}^3$. Since it has definite shape and volume, it is a solid.

Atomic and Molecular Mass

Atomic Mass

One atomic mass unit (amu) is defined as one-twelfth the mass of one carbon-12 atom.

$$\text{Relative Atomic Mass} = (\text{Average mass of an atom} \times 12) / \text{Mass of one carbon-12 atom.}$$

Average Atomic Mass

Average atomic mass accounts for isotopes and their natural abundances:

$$\text{Average Atomic Mass} = \Sigma (\text{Mass of isotope} \times \% \text{ abundance}) / 100.$$

Gram Atomic and Molecular Mass

Gram atomic mass is the mass in grams of one mole of atoms of an element.

Gram molecular mass is the mass in grams of one mole of molecules of a compound.

Formula Mass

Sum of atomic weights of atoms in the empirical formula of a compound.

Mole Concept and Molar Mass

Mole is a fundamental unit representing a specific number of particles (6.022×10^{23}). Molar mass is the mass of one mole of a substance.

Percentage Composition

Percentage composition is the ratio of the mass of each element to the total mass of the compound, multiplied by 100.

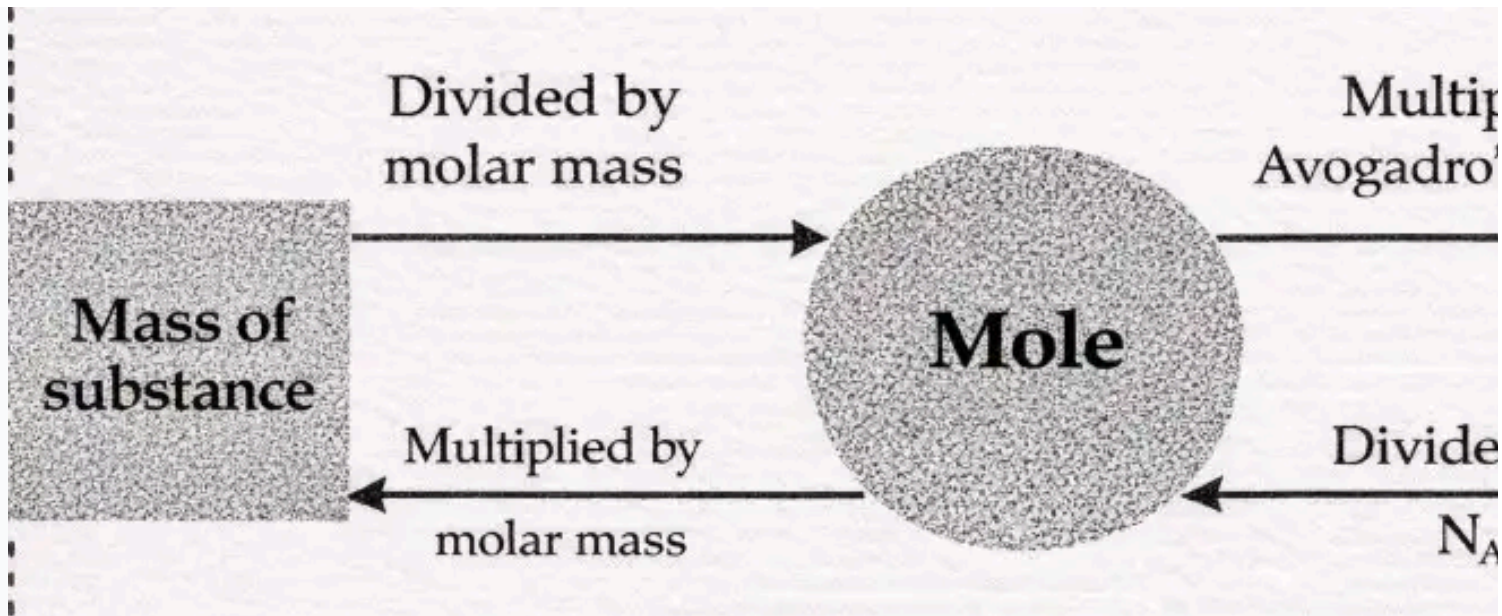
Empirical and Molecular Formulas

Empirical formula shows the simplest whole number ratio of atoms in a compound.

Molecular formula shows the exact number of atoms of each element in a molecule.

Steps to Determine Molecular Formula

- Convert mass percent to grams.
- Calculate moles of each element.
- Divide moles by the smallest mole value.
- Write empirical formula.
- Calculate empirical formula mass.
- Divide molar mass by empirical formula mass to find n.
- Multiply empirical formula by n to get molecular formula.



Solved Examples

Example 1: Calculate the number of moles in 18 g of water (H_2O).

Solution:

Molar mass of $\text{H}_2\text{O} = 2(1) + 16 = 18 \text{ g/mol}$.

Number of moles = mass / molar mass = $18 \text{ g} / 18 \text{ g/mol} = 1 \text{ mole}$.

Example 2: Find the empirical formula of a compound containing 40% carbon, 6.7% hydrogen, and 53.3% oxygen.

Solution:

Assuming 100 g sample:

C: $40 \text{ g} / 12 = 3.33 \text{ moles}$

H: $6.7 \text{ g} / 1 = 6.7 \text{ moles}$

O: $53.3 \text{ g} / 16 = 3.33 \text{ moles}$

Divide by smallest (3.33):

C: 1, H: 2, O: 1

Empirical formula = CH_2O .

Practice Set

- **Level 1:** Define mole and molar mass.
- **Level 1:** What is the difference between empirical and molecular formula?
- **Level 2:** Calculate the number of molecules in 2 moles of oxygen gas.
- **Level 3:** A compound has an empirical formula CH_2 and molar mass 56 g/mol. Find its molecular formula.

Answer Key

- **Level 1:** Mole is the amount of substance containing 6.022×10^{23} particles. Molar mass is the mass of one mole of a substance.
- **Level 1:** Empirical formula shows simplest ratio of atoms; molecular formula shows actual number of atoms.
- **Level 2:** Number of molecules = moles \times Avogadro's number = $2 \times 6.022 \times 10^{23} = 1.2044 \times 10^{24}$ molecules.
- **Level 3:** Empirical formula mass = $12 + 2(1) = 14$ g/mol. $n = 56 / 14 = 4$. Molecular formula = $(\text{CH}_2)_4 = \text{C}_4\text{H}_8$.

Chemical Reactions and Stoichiometry

Chemical Equation

A chemical equation symbolically represents a chemical reaction, showing reactants and products.

Example: $\text{AgNO}_3 + \text{NaCl} \rightarrow \text{AgCl} + \text{NaNO}_3$

Stoichiometry

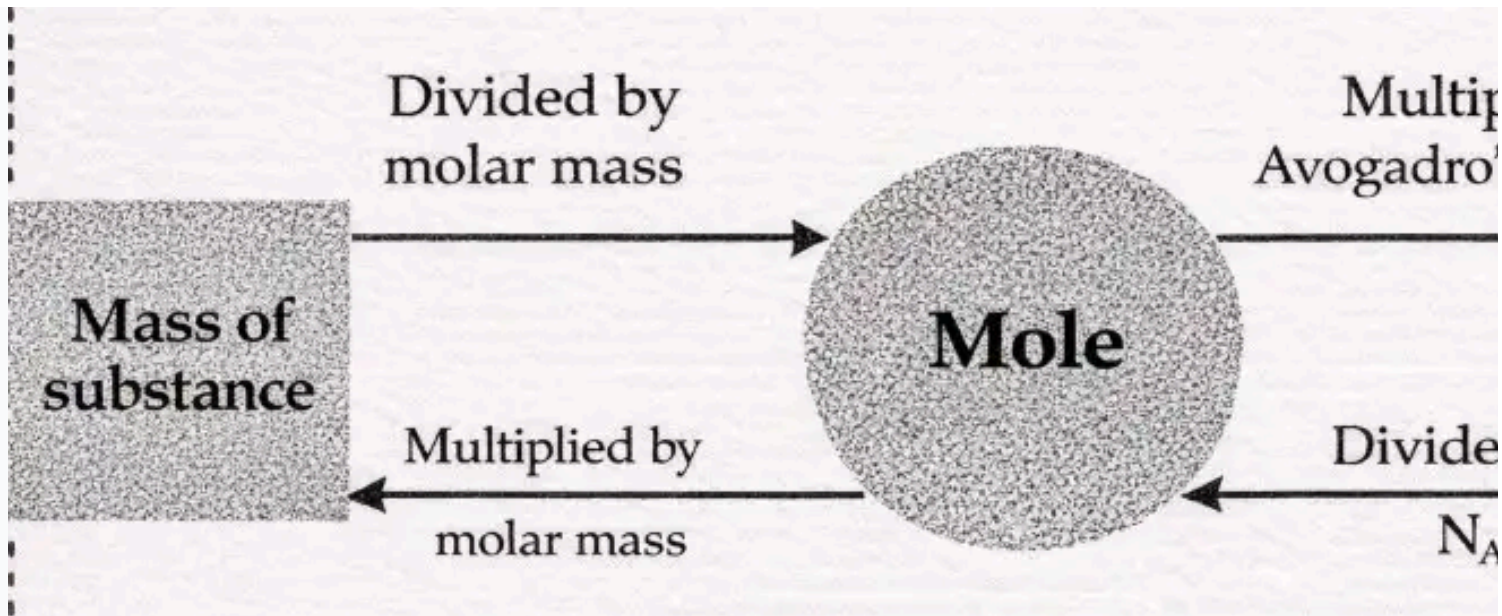
Stoichiometry involves calculating masses or volumes of reactants and products in a chemical reaction.

Balancing Chemical Equations

- Write correct formulas of reactants and products.
- Count atoms of each element.
- Balance atoms one element at a time.
- Verify balanced equation.

Mass-Mole Relationship

Number of moles = Mass / Molar mass.



Limiting Reagent

The reactant consumed first limits the amount of product formed.

Mole Fraction

Mole fraction of component A in a mixture is the ratio of moles of A to total moles.

$$x_a = n_a / (n_a + n_B), x_B = n_B / (n_a + n_B), \text{ and } x_a + x_B = 1.$$

Concentration of Solutions

Molarity (M): Moles of solute per litre of solution.

Molality (m): Moles of solute per kilogram of solvent.

Mass Percent: $(\text{Mass of solute} / \text{Mass of solution}) \times 100$.

Normality (N): Gram equivalents of solute per litre of solution.

Strength of Solution: Amount of solute per litre of solution = Molarity \times Molecular weight.

For dilution: $M_1V_1 = M_2V_2$.

Solved Examples

Example 1: Balance the equation: $\text{H}_2 + \text{O}_2 \rightarrow \text{H}_2\text{O}$.

Solution:

Balanced equation: $2\text{H}_2 + \text{O}_2 \rightarrow 2\text{H}_2\text{O}$.

Example 2: Calculate molarity of a solution with 58.5 g NaCl dissolved in 500 mL solution.

Solution:

Molar mass of NaCl = 58.5 g/mol.

Moles = $58.5 / 58.5 = 1$ mole.

Volume = 0.5 L.

Molarity = moles / volume = $1 / 0.5 = 2$ M.

Practice Set

- **Level 1:** Define limiting reagent.
- **Level 1:** What is mole fraction?
- **Level 2:** Calculate molality of a solution with 10 g solute in 500 g solvent.
- **Level 3:** If 2 moles of H_2 react with 1 mole of O_2 , how many moles of water are formed?

Answer Key

- **Level 1:** Limiting reagent is the reactant consumed first, limiting product formation.
- **Level 1:** Mole fraction is the ratio of moles of a component to total moles in mixture.
- **Level 2:** Molality = moles solute / kg solvent = $(10 / \text{molar mass}) / 0.5$ kg.
- **Level 3:** Reaction: $2\text{H}_2 + \text{O}_2 \rightarrow 2\text{H}_2\text{O}$. 2 moles H_2 react with 1 mole O_2 to form 2 moles H_2O .

Quick Reference Table

Common Mistakes and Misconceptions

Glossary
