


FM Constant Impedance Combiner

50 kW, 3 Pole

BAND II



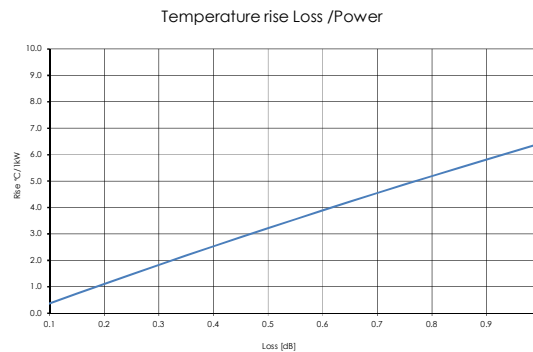
SPECIFICATIONS	350 mm Series	Option
FREQUENCY	87 - 108 MHz	
STANDARD ORDER	3 Poles	with temperature compensation
APPLICATION	FM combining & Spurious suppres	
IMPEDANCE	50 Ohm	
NB RETURN LOSS (VSWR)	>30 dB (1.07)	
WB RETURN LOSS (VSWR)	>30 dB (1.07)	
MAX OUTPUT POWER RATING**	49 kW rms (3 1/8" output), 80 kW rms (4 1/2" output)	
NB INPUT CONNECTOR	3 1/8" unflange	4 1/2" unflange
WB INPUT CONNECTOR	3 1/8" unflange	4 1/2" unflange
OUTPUT CONNECTOR	3 1/8" unflange	4 1/2" unflange
TEMPERATURE STABILITY	≤ 3 kHz / °C (without temp. comp.)	≤ 0.5 kHz / °C (with temp. comp.)
MAX PRODUCT TEMPERATURE	70 °C	
ENVIROMENTAL CONDITION	0 to 70 °C IP40	



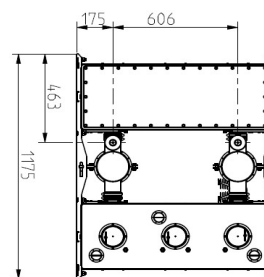
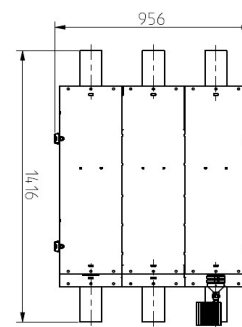
Article structure:
ARTICLE: CI23C35B-0PBB333

- CI** = Combiner Type
- 2** = Frequency band
- 3** = Number of poles
- C** = Cavity based
- 35** = Cavity size
- B** = Version
- B* = without temp. comp. *C* = with temp. comp.
- 0** = Number of cross coupling
- 0* = without
- P** = Coating
- P* = blackpainted
- B** = Narrowband coupler
- B* = 159mm
- B** = Wideband coupler
- B* = 159mm
- 3** = Narrowband connection
- 3* = 3 1/8" unflange
- 4* = 4 1/2" unflange
- 3** = Wideband connection
- 3* = 3 1/8" unflange
- 4* = 4 1/2" unflange
- 3** = Output connection
- 3* = 3 1/8" unflange
- 4* = 4 1/2" unflange

DIMENSIONS AND WEIGHT	
DIMENSIONS	1416 x 956 x 1175 mm
L x W x H	(55.7 x 37.6 x 46.3 in)
WEIGHT	145 kg (319.7 lb)
STANDARD FRAME	Stand alone
COLOUR	Black and aluminium



TYPICAL DATA*	STANDARD TUNED	SHARP TUNED
ARTICLE NO	CI23C35x-0PBBxxx	CI23C35x-0PBBxxx
NB INSERTION LOSS		
Centre frequency	<0.20 dB	<0.45 dB
Effective passband @ ± 200 KHz	<0.20 dB	<0.45 dB
± 150 KHz	<0.20 dB	<0.55 dB
± 200 KHz	<0.20 dB	<0.95 dB
± 0.6 MHz	>0.5 dB	>20.0 dB
± 1.0 MHz	>6.0 dB	>35.0 dB
± 2.0 MHz	>22.0 dB	>50.0 dB
± 2.5 MHz	>28.0 dB	>55.0 dB
NB GOUPDELAY VARIATION		
(typical)		
± 150 KHz	<6 ns (5 ns)	<235 ns (230 ns)
± 200 KHz	<10 ns (8 ns)	<455 ns (450 ns)
WB INSERTION LOSS		
± 0.8 MHz	-	<0.11 dB
± 1.0 MHz	-	<0.09 dB
± 1.5 MHz	<0.23 dB	<0.07 dB
± 2.0 MHz	<0.10 dB	<0.06 dB
± 3.0 MHz	<0.07 dB	<0.06 dB
ISOLATION		
NARROWBAND - WIDEBAND	>36 dB	>36 dB
WIDEBAND - NARROWBAND @		
± 1.0 MHz	>42 dB	>71 dB
± 1.5 MHz	>51 dB	>81 dB
± 3.0 MHz	>69 dB	>96 dB
NB MAX INPUT POWER RATING**	50 kW RMS	16 kW RMS



* Data in table is typical data. at 100 MHz. The combiner can be tuned for other specifications or bandwidth. Please contact us for a designed specification.

** All average power values and technical data refer to an ambient temperature of +20 °C with normal airflow. The product can have a maximum surface temperature of +70 °C. Maximum power capacity may be lower depending on channel allocation. Data are subjected to change without prior notice.