

VHF Bandpass filter

2 kW rms, 6 Pole, 2 external notches
 Optional: 1 cross coupling and 2 external notches

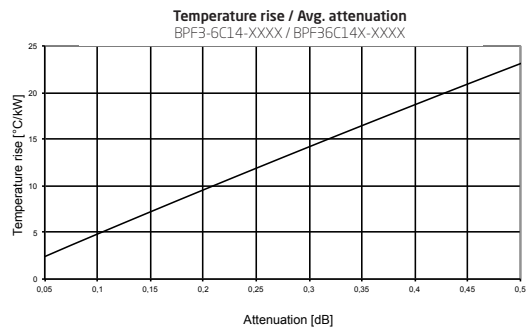
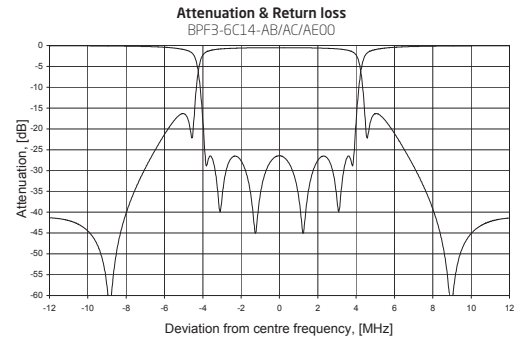
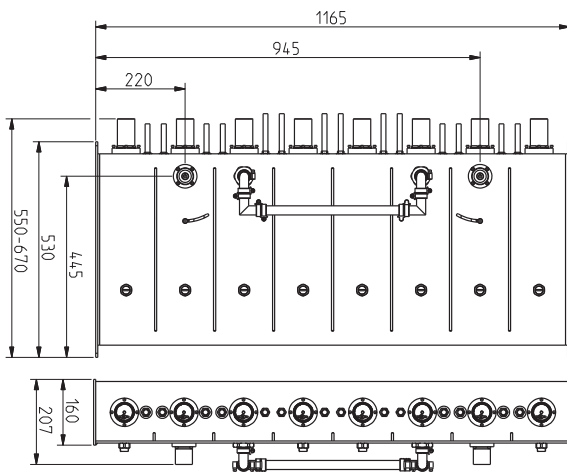
BAND III

10 year GUARANTEE



SPECIFICATIONS	140 mm Series	Option
FREQUENCY	170 - 240 MHz	
BANDWIDTH	6 - 8 MHz	
STANDARD ORDER	6 poles, 2 external notches	6 poles, 1 cross coupling, 2 external notches
ATV	Spurious suppress	-
STANDARD DVB	Critical mask	Non critical mask
ATSC	Stringent mask	Non stringent mask
ISDB	Critical mask	Non critical mask
IMPEDANCE	50 Ohm	
VSWR	>20 dB (<1.22)	>24 dB (<1.13)
TEMPERATURE STABILITY	< 3 kHz / °C	
MAX PRODUCT TEMPERATURE	70 °C	
ENVIROMENTAL CONDITION	-5 to 70 °C IP40	
CONNECTIONS	1 5/8"	DIN 7/16, 7/8", angle 1 5/8"

DIMENSIONS AND WEIGHT	
DIMENSIONS	550 - 670 x 1165 x 207 mm (21.6 - 26.4 x 45.9 x 8.1 in)
WEIGHT	43 kg (95 lb)
STANDARD FRAME	Stand alone
OPTIONAL FRAME	19" subrack
COLOUR	Frosted black



ARTICLE: **BPF3-6C14-AB00**

- BPF** = Filter type
- 3** = Frequency band
- 6** = Number of poles
- C** = Cavity based
- 14** = Cavity size
- A** = Version
- B** = Version
- 0** = Version
- 0** = Version

ARTICLE: **BPF36C14B-2P11**

- BPF** = Filter type
- 3** = Frequency band
- 6** = Number of poles
- C** = Cavity based
- 14** = Cavity size
- B** = Version
- 2** = Number of notch/ crosscoupling
- P** = Coating
- 1** = Input connection
- 1** = Output connection

TYPICAL DATA*	8 MHz DVB-T	7 MHz DVB-T	6 MHz ATSC
ARTICLE NO	BPF3-6C14-AB/AC/AE00	BPF3-6C14-AB/AC/AE00	BPF36C14B-2P11
INSERTION LOSS			
Avg. signal bandwidth	<0.30 dB	<0.33 dB	<0.27 dB
Centre frequency	<0.20 dB	<0.23 dB	<0.22 dB
Signal band edge	± 3.8 MHz <1.7 dB ± 3.9 MHz <3.3 dB ± 4.2 MHz >12 dB ± 6 MHz >26 dB ± 12 MHz >60 dB	± 3.33 MHz <2 dB ± 3.7 MHz >12 dB ± 5.25 MHz >28 dB ± 10.5 MHz >56 dB ± 11.75 MHz >57 dB ± 13.85 MHz >57 dB	± 2.69 MHz <0.50 dB ± 3.25 MHz >2 dB ± 3.5 MHz >20 dB ± 6 MHz >29 dB ± 9 MHz >63 dB
GROUP DELAY	<470 ns	<470 ns	<370 ns
MAX INPUT POWER RATING**	2000 W / 13 dB (crest factor)	2000 W / 13 dB (crest factor)	2000 W / 11 dB (crest factor)
TEMPERATURE RISE	<14 °C / kW	<15 °C / kW	<12 °C / kW
MASK COMPLIANT	Critical mask	Critical mask	Stringent mask

* Data in table is typical data at 200 MHz. To fulfil mask transmitter shoulder level must be >36 dB. The filter can be tuned for other specifications or bandwidth. Please contact us for a designed specification.

** Max input power at <50 °C temprate at max frequency