

# UHF Bandpass filter

2.3 kW rms, 8 Pole

BAND IV-V

10 year GUARANTEE

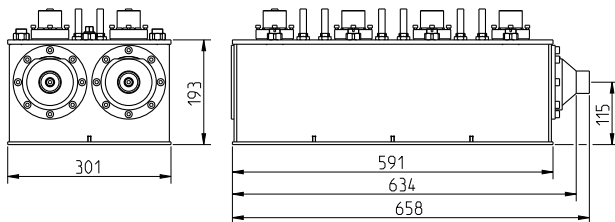


## PRODUCT FEATURES

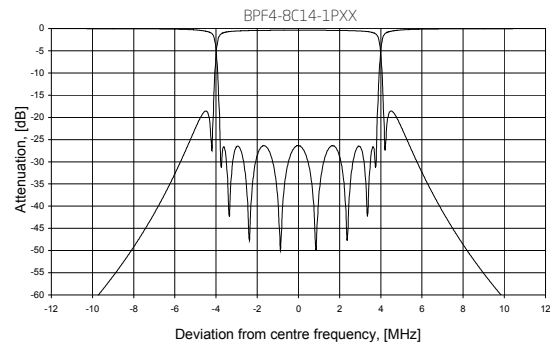
- Small size
- Retunable
- Compact design
- Low insertion loss
- Temperature compensated
- Available with cross-coupling
- 10-year comprehensive warranty

SPECIFICATIONS	140 mm Series
FREQUENCY	470 - 862 MHz
BANDWIDTH	6 - 8 MHz
STANDARD ORDER	8 Poles single cross coupling
OPTIONAL ORDER	8 Poles with or without double cross coupling
ATV	Spurious suppress
DVB	Critical mask
ATSC	Stringent mask
ISDB	Critical mask
IMPEDANCE	50 Ohm
VSWR	>26 dB (<1.11)
TEMPERATURE STABILITY	< 2 kHz / °C
MAX PRODUCT TEMPERATURE	70 °C
ENVIRONMENTAL CONDITION	-5 to 70 °C IP40
STANDARD CONNECTION	1 5/8" unflange
OPTIONAL CONNECTIONS	7/16 m/f, 3 1/8" unflange

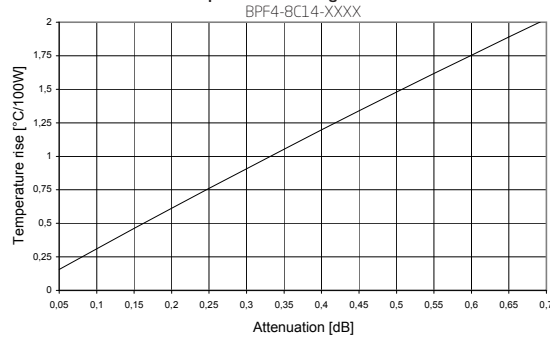
DIMENSIONS AND WEIGHT	
DIMENSIONS	658 x 301 x 245-315 mm
L x W x H	(25.9 x 11.9 x 9.6-12.4 in)
WEIGHT	35 kg (77.2 lb)
STANDARD FRAME	Stand alone
OPTIONAL FRAME	19" subrack
COLOUR	Frosted black



Attenuation & Return loss



Temperature rise / Avg. attenuation



## ARTICLE: BPF4-8C14-1P11

- BPF** = Filter type
- 4** = Frequency band
- 8** = Number of poles
- C** = Cavity based
- 14** = Cavity size
- 1** = Number of cross coupling
- P** = Coating
- 1** = Input connection
- 1** = Output connection

TYPICAL DATA*	8 MHz DVB-T/2	6 MHz ISDB-T	6 MHz ATSC
ARTICLE NO	BPF4-8C14-1P11	BPF4-8C14-1P11	BPF4-8C14-1P11
<b>INSERTION LOSS</b>			
Avg. signal bandwidth	<0.60 dB	<0.76 dB	<0.59 dB
Centre frequency	<0.45 dB	<0.61 dB	<0.53 dB
Signal band edge	± 3.88 MHz <1.8 dB (3.8 MHz 1,4 dB)	± 2.79 MHz <1.67 dB	± 2.69 MHz <0.77 dB
	± 4.2 MHz >15 dB	± 3.15 MHz >15 dB	± 3.5 MHz >1.60 dB
	± 6.0 MHz >26 dB	± 4.5 MHz >31 dB	± 6.0 MHz >29 dB
	± 12.0 MHz >51 dB	± 9.0 MHz >61 dB	± 9.0 MHz >63 dB
<b>GROUP DELAY</b>	<600 ns (450 ns)	<470 ns	<105 ns
<b>MAX INPUT POWER RATING**</b>	2.3 kW / 13 dB (crest factor)	1.8 kW / 13 dB (crest factor)	2.3 kW / 11 dB (crest factor)
<b>TEMPERATURE RISE</b>	<1.8 °C / 100 W	<2.2 °C / 100 W	<1.7 °C / 100 W
<b>MASK COMPLIANT</b>	Critical mask	Critical mask	Stringent mask

\* Data in table is typical data at 665 MHz. To fulfil mask transmitter shoulder level must be >36 dB. The filter can be tuned for other specifications or bandwidth. Please contact us for a designed specification.  
 \*\* Max input power at <50 °C temprice at max frequency