

Introducing 6 1/8" QUICKRELEASE



General mounting Instructions for 6 1/8" Quickrelease



1. Example of Patch Panel in normal mode.



2. Grab the right handle and push the knob inwards and hold it inward.




3. Continue to pull the handle upwards. This movement will affect the interlocking for a safe operation.




4. Continue until the right handle is in the upper position and prepare to release the left handle. The U-link is still fixed with contact pressure.



5. Pull the left handle downwards and hold firmly in the U-link. The U-link is now released and ready to be removed.



6. Remove U-link.



7. Finished.



Note!

When connecting a U-link please pay attention to the handle position before attaching it to the patch panel.

Patch Panel Quickrelease

Standard and Customised Solutions




- Customised
- For FM, DAB, VHF and UHF
- Quickrelease U-links

PRODUCT PROFILE

Patch panels are used to switch the signal flow between different transmitters, antenna halves and station loads. Exir Broadcasting offers patch panels with various numbers of ports, and in most types and dimensions. A number of standard models are available as listed below, but normally units are unique and designed according to customer specifications. Available with directional couplers.

TYPICAL PERFORMANCE OF 6 1/8" PATCH PANEL QUICKRELEASE	
FREQUENCY	0 - 710 MHz
POWER RATING	As per our power rating diagram (see Rigid Line)
IMPEDANCE	50 Ohm
VSWR	<1.05 (<32 dB)
ISOLATION, ANY PORT	>70 dB
ENVIRONMENTAL CONDITION	-5 °C to 70 °C IP40
SWITCHING TIME	<10 Sec
CONNECTION SIZE	6 1/8"
NO OF PORTS	2, 3, 4, 6 or 7 (other on request)
INTERLOCKING	2/U-LINK POSITION (up to 10/U-link position on request)
FRAME	19" FRAME (stand alone frame as option)
COLOUR	FROSTED BLACK
CONFIGURATION	Manually operated patch panel. Contains Quickrelease U-link.



Splitter Panel Quickrelease

Standard and Customised Solutions



PRODUCT FEATURES

- Customised
- For FM, DAB, VHF and UHF
- Quickrelease U-links

PRODUCT PROFILE

Exir Broadcasting offers splitter panels with various numbers of ports, and in most types and dimensions. A number of standard models are available as listed below, but normally units are unique and designed according to customer specifications. Available with directional couplers.

TYPICAL PERFORMANCE OF 6 1/8" SPLITTER PANEL QUICKRELEASE	
FREQUENCY	87 - 710 MHz
POWER RATING	As per our power rating diagram (see Rigid Line)
IMPEDANCE	50 Ohm
VSWR	<1.06 (<30 dB)
ENVIRONMENTAL CONDITION	-5 °C to 70 °C IP40
SWITCHING TIME	<10 Sec
CONNECTION SIZE	6 1/8"
NO OF PORTS	6 or 7 (other on request)
SPLITTER TYPE	T-SPLITTER OR 3-dB COUPLER
INTERLOCKING	2/U-LINK POSITION (up to 10/U-link position on request)
FRAME	19" FRAME (stand alone frame as option)
COLOUR	FROSTED BLACK
CONFIGURATION	Manually operated patch panel. Contains Quickrelease U-link.



EXIR BROADCASTING

- a legacy of innovation.

At Exir Broadcasting, our focus has long been on the development and manufacture of innovative, long-lasting coaxial and RF products offering superior reliability and performance for the worldwide broadcasting market. In 2008 we changed our name from Teracom Components to Exir Broadcasting, marking the latest advancement in our long, rich history.

With greater resources and a sharper focus than ever before, we continue to build on a long tradition of developing components that are both easier to use and will outlast the competition. Our legacy as an innovator of high performance products for the broadcasting market is well established. From one corner of the globe to another, we provide cutting edge solutions to the challenges of migrating from analogue broadcasting to digital technologies.

Thanks to our extensive knowledge and long-time practical experience, we are also recognized for our consulting services, providing valuable assistance to companies around the globe by making the tasks of network planning and implementation less challenging.

RIGID LINE • FILTERS & COMBINERS
PATCH PANELS & SPLITTERS • CUSTOMISED SYSTEMS



HEAD OFFICE: Exir Broadcasting, Industrigatan 17,
SE-242 31 Hörby, Sweden
Phone: +46 415 30 14 00

INFO: info@exirbroadcasting.com **WEB:** www.exirbroadcasting.com