



# **BEGINNING AND END**

**Curriculum Winter 2024**



# BEGINNING & END

## Table of Contents

**1**

### **LESSON 1: HOW DID GOD CREATE THE WORLD?**

**2-3**

Lesson 1 Craft: Marshmallow Constellations

**4**

### **LESSON 2: THE END OF THE WORLD**

**5**

Lesson 2 Craft: Paper Towel Roll Watch



# BEGINNING & END

## Memory Verses

### Week 1

#### **GENESIS 1:1-2**

In the beginning God created the heavens and the earth. Now the earth was formless and empty, darkness was over the surface of the deep, and the Spirit of God was hovering over the waters.

### Week 2

#### **MATTHEW 24:14**

And this gospel of the kingdom will be preached in the whole world as a testimony to all nations, and then the end will come.



# BEGINNING & END

## Lesson 1: The Beginning

Passage

Main Point

Intro

Supporting  
Points

### GENESIS 1-2

God created the world we live in!

In this series we are going to talk about the beginning and the end of the world. Today, we'll learn about the beginning, or creation!

### HOW DID GOD CREATE THE WORLD?

The Bible tells us that the world we live in was created by God! But how did He do it?

- God created the world by speaking things into existence (Genesis 1:3, 6, 9, etc.)
- God created the world in 6 "days" (or periods of time)
  - (1) light & darkness, (2) oceans & sky, (3) land, (4) stars, moon & sun, (5) fish & birds, (6) land creatures, (7) rest

### HOW DO WE KNOW GOD CREATED THE WORLD?

Some don't believe God created the world, but our world has signs that He did!

1. Scientific Discoveries
  - Have you ever heard of the big bang? Science tells us that the universe started at a single point and then suddenly expanded. The most reasonable explanation is that God caused this!
  - "The more I study science, the more I believe in God." -Albert Einstein
2. Evidence of Design
  - Our world is very complex. It was clearly created by someone.
    - Ex: Paint doesn't randomly form into a picture. There is an artist behind every painting. In the same way, our world was created by an artist, God!

### CREATION IS BEAUTIFUL!

Because God created the world, we should be grateful to Him for its beauty!

- Ex: mountaintop views, the beach, the night sky, cute animals, our friends
- God is clearly creative! And he wants us to enjoy what he created.

Believing that science and the Bible cannot go together, believing that the world's existence is an accident

Enjoy God's creation, learn about how science and the Bible go hand and hand, get to know the creator of the universe personally

- God is creative, and he made you creative, too! What do you like to create?
- What is your favorite part of God's creation?
- Do you have questions about if the Bible and science fit together? What are they?
- How does it feel that the God who created the universe loves you personally?
- What parts of God's creation would you like to thank him for? Let's pray together!

Antithesis

Application

Discussion



# BEGINNING & END

## Lesson 1: The Beginning

Craft

Meaning

Supplies

Instructions


Image


### MARSHMALLOW CONSTELLATIONS

One of the best ways to enjoy God's creation is to look at the night sky! For today's craft, we're going to create constellations using spaghetti and marshmallows.


Constellations reference sheet, mini marshmallows, dry spaghetti

1. Choose a constellation from the constellations reference sheet to create
2. Lay the marshmallows and dry spaghetti out in the same pattern as the constellation
3. Push the marshmallows onto the ends of the spaghetti to build a constellation

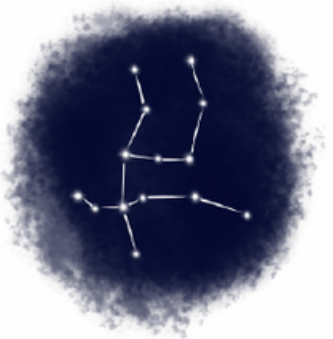




Aries



Cancer



Andromeda




Gemini




Canis Major




Cassiopeia




Leo



Ursa Major



Scorpio



Capricornus



Pegasus



Hercules



# BEGINNING & END

## Lesson 2: The End of the World

Passage  
Main Point  
Intro  
Supporting  
Points

### **MATTHEW 24:3-14, MARK 13:32-33, REVELATION 20-22**

At the end of the world, Jesus will return to set up His kingdom

Last week we learned about how the world began. Today we will learn about how the world will end and how God's new kingdom will begin!

### **5 KEY EVENTS AT THE END OF THE WORLD**

We don't know exactly when Jesus will return (Mark 13:32-33), but there are 5 key events we know will happen.

1. There will be signs that the end of the world is coming
  - o Wars (Matthew 24:6)
  - o Natural disasters (Matthew 24:7)
  - o Christians will be persecuted (attacked) for believing in Jesus (Matthew 24:9)
  - o Many false prophets will deceive people (Matthew 24:11)
  - o "The love of most will grow cold" (Matthew 24:12)
  - o The gospel will be preached to the whole world (Matthew 24:14)
2. The tribulation will come, which is a 7-year period where everyone on earth will experience hardships, disasters, and suffering. The tribulation consists of 3 events:
  - a. The rapture – Christians who are alive on earth will be taken to heaven
  - b. The antichrist's rise to power – The antichrist is someone who will control the entire world. Many people think he will bring peace, but he will lead people away from God. Halfway through the tribulation he will claim to be God.
  - c. Jesus' second coming – Everyone will see Jesus' return and bow down to him!
3. Jesus will reign over the world for 1000 years (Revelation 20)
4. God will open the book of life and allow people into heaven if their name is written
  - o Luckily, we all can have our name written in the book of life because of Jesus!
5. Finally, those with their names written in the book of life will enjoy life as it should have been in the new heavens & new earth.
  - o We are talking about heaven in the next series!

Being afraid of the end of the world, not being alert or ready for the end, doubting what God predicts about the end

Rejoice if your name is written in the book of life, don't be afraid of the end, be on God's team and follow him as his plan for the world unfolds

- Have you ever thought about the end of the world?
- Do you have any questions about the end of the world?
- What is the book of life? Do you remember how to have your name written in it?
- How does it make you feel to know that God has a plan to make the world better?
- What do you think the new heavens and the new earth will be like?

Antithesis

Application

Discussion



# BEGINNING & END

## Lesson 2: The End of the World

Craft  
Meaning  
Supplies  
Instructions

Image

### PAPER TOWEL ROLL WATCH

Jesus says, "Be on guard! Be alert! You do not know when that time will come" (Mark 13:33). Today we will make watches to remind ourselves that we can't know for certain when Jesus will come back, but we know that He will!

Paper towel roll, card stock, dixie cup, brads, pencils, markers, scissors, tape

1. Cut a paper towel roll up the side
2. Cut strips of the paper towel roll to make wristbands
3. Trace the dixie cup with a pencil on colored card stock and cut out the circle
4. Write numbers 1-12 on the circle with a marker
5. Cut out two clock hands on a different color of card stock, cutting them into a point
6. Punch a hole at the ends of both clock hands, the middle of the clock face, and the middle of the wristband
7. Secure the clock hands, clock face, and wristband with a brad
8. Put a piece of tape over the brad so it doesn't cut your wrist

