



Visual Story

Goldilocks and the Three Bears

Contents

Page 1

What is a visual story?
Richmond Theatre

Page 2

What's inside Richmond Theatre?

Page 3-4

Photos

Page 5-6

What can you expect to see?

Page 7

What is Goldilocks and the Three Bears about?

What is a Visual Story?

A visual story aims to prepare our customers if they're feeling curious and/or maybe a little bit anxious about visiting the Theatre.

This visual story contains lots of images and information to prepare our customers for their visit.

Richmond Theatre


This is the front of our Theatre, which is located just opposite Richmond Green, and where you will enter the building. You can either enter from the main doors (circled in red), or the access door (circled in yellow).

There is a Front of House host who will greet you and scan your ticket.



Image description: There are five stone stairs and two large, grand bannisters either side, leading to 2 double black doors with gold door handles. There are two sets of black doors located on each side of the bannisters (access entrance and box office). Above the stairs is a large glass window, and two balconies each side. The word 'Theatre' is written in stone.

What's inside Richmond Theatre?



Foyer

When you enter the Theatre, you will be in the foyer - here, you can purchase merchandise, such as t-shirts, programmes, and toys, etc.



Box Office


If you have bought a ticket and would like to collect it from the Theatre, you can do this at Box Office - here, you will meet our lovely Ticketing Team. You can also purchase tickets for the show, and/or future shows from Box Office.



Bar spaces


At Richmond Theatre we have 3 bars - the Stalls Bar is located next to the foyer, the Dress Circle Bar is in the middle of the Theatre, and the Upper Bar is located at the very top of the building.

We also have an Ambassador Lounge which is located one flight of stairs above the foyer.



Toilets

There are toilets located on each seating level of our building (Stalls, Dress Circle, and Upper Circle) - there is also an access toilet which is next to the stalls.



Photos

Below, you can find some photos which show you what our Theatre looks like, and even a sneak preview shot of the set for Goldilocks and the Three Bears!

Image 1: Merchandise & Theatre Foyer



Image description: Black desk with yellow and blue striped circus curtains behind. Left: a blue Richmond Theatre poster, right: a 'Tickets' circus poster. Merchandise is placed on the desk and on the wall. Top: blue, gold, silver, and white bunting.

Image 2: Production shot - Stage



Image description: There are 3 levels of bright blue bulbs which start at the front and go to the back of the stage. The cast (Dame, Magician, Emcee, Juggler, Goldilocks, and Joey) are standing at the front of the stage posing with their arms out. There is a white, blue and red sign in the middle of the stage that reads 'The Greatest Show on Earth'.

Image 3: Dress Circle Seats



Image description: There are 8 rows of red velvet seats. Each row includes 13 seats, an aisle in the middle, and then another set of 13 seats. Seats are labelled with a letter (row) and then a number (individual seats).

Image 4: Stalls Bar


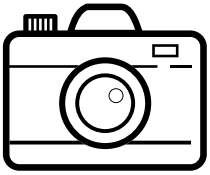
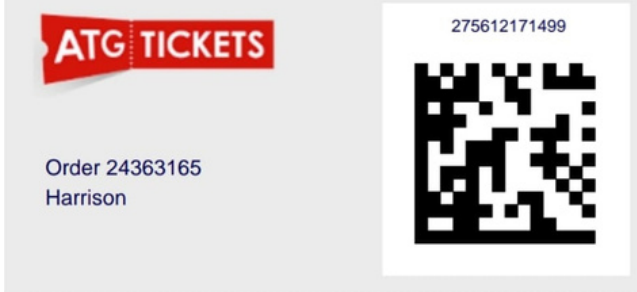


Image description: There is a white marble bar with 3 screens placed on top. Behind the bar, there are 4 drinks fridges on the floor, and another bar on top. There is popcorn and other refreshments located on the top, with a mirror sitting behind. There is a green garland wreath with blue and gold baubles on.



Photos

Image 5: E-ticket



Goldilocks and the Three Bears
Richmond Theatre
Sat 3 Dec 2022 19:00

Dress Circle C18

Image description: This white and grey e-ticket has a barcode in the top right corner, the title (Goldilocks and the Three Bears), location (Richmond Theatre), date & start time (Saturday 3rd Dec, 19:00), and the seat information (Dress Circle, C18). There is also the red ATG Tickets logo in the top left corner.

Image 6: Ticket



Image description: This printed ticket has a white background with grey diagonal lines, with black writing with the same details as the e-ticket, and the red 'ATG Tickets' logo. There is also a barcode on the bottom right, with www.atgtickets.com written underneath in red writing.

Image 7: Box Office




Image description: Posters for shows (such as the Doctor, Noughts & Crosses, and Spike etc) are located in frames on the back wall. There is a brown desk with two people (left: brown hair and green t-shirt). and (right: blonde hair and black t-shirt), holding a red brochure with white letters reading 'Richmond Theatre'.

Image 8: Toilets



Image description: Two white doors with two small metal signs on. Left: reads 'to Gentlemen', right: an image of a female figure. There is a red carpet with yellow floral pattern, velvet red walls, and a bright lamp on the wall, and a sign detailing show information.

What can you expect to see? 

Our pantomime is filled with magical extravaganza - a full list of what you can expect to see is listed below:

- Torches - flashed onto the audience
- Bright flashing lights
- Bright bulbs fill the stage throughout the show
- There is a live band - including some loud drums
- Fire
- Flames
- Smoke
- Haze
- Animal sound effects
- Live animals (2 doves)
- Animal puppets (large Gorilla, Giraffe, etc)
- Confetti
- Tap dancing
- Bottle popping
- Sparklers
- Shiny curtains / back-drop
- Juggling with large pins, light up balls, and hats
- Spotlights
- Loud bangs
- In one scene, the character Joey walks across the stage on a tight rope, with a safety mat underneath
- There are costumes, wigs, and make-up used by the Actors in the show, including clowns

There are also some extra bits of information which might be helpful to know - you can find this below:



Audience reaction


At times during the show, you may feel a happy/sad reaction to a scene or song - you may also notice other members of the audience feeling the same! This is often shown through clapping - we encourage our audiences to participate and react to what's happening on stage, especially during pantomime season, you're welcome to join in if you want to.

During Pantomime, our Actors love to get involved with the audience - they might shout out, spray water, and encourage you to sing along! You can join in if you'd like to or watch and giggle along instead.



Announcements

At the start of the show, you might hear a voice that address' everyone - they will say hello, ask you to switch off your mobile phone and keep as quiet as you can during the performance.



Interval

During the show, there is an Act 1, an interval, and an Act 2 - the interval is a 20-minute break where you can go to the toilet or purchase a drink/snack. You can also go on your phone and chat with other customers about the performance if you'd like to.



What is Goldilocks and the Three Bears about?




Image description: There are blue and red bulbs framing the stage, with a blue, red, and yellow striped curtain with gold stars on. On the curtain, there is a sign which reads 'The Greatest Show on Earth' in capitals, in red and blue.

Plot:

Goldilocks' circus is under threat from an evil rival circus owner, and they might be forced to close! With the help of Joey the Clown, Betty Barnum and their talented friends, will she be able to save the Circus? Join us for this fun and magical journey to find out!

Characters:

Joey the Clown, Countess Von Vinklebottom, Dame Betty Barnum, Ringo the Ringmaster, Goldilocks, Mummy Bear, Daddy Bear, Baby Bear, El Mariachi Marquez & the ensemble.



Thank you & enjoy the show!

If you have any thoughts and/or comments on our visual story or feel we could improve this document, we would be delighted to hear from you.

richmondcl@theambassadors.com