



Visual Story

Dick Whittington

Contents

Page 1

**What is a visual story?
Richmond Theatre**

Page 2

What's inside Richmond Theatre?

Page 3-4

Photos

Page 5

What can I expect to see?

What is a Visual Story?

A visual story aims to prepare our customers if they're feeling curious and/or maybe a little bit anxious about visiting the Theatre.

This visual story contains lots of images and information to prepare our customers for their visit.

Richmond Theatre


This is the front of our Theatre, which is located just opposite Richmond Green, and where you will enter the building. You can either enter from the main doors (circled in red), or the access door (circled in yellow).

There is a Front of House host who will greet you and scan your ticket.



Image description: There are five stone stairs and two large, grand bannisters either side, leading to 2 double black doors with gold door handles. There are two sets of black doors located on each side of the bannisters (access entrance and box office). Above the stairs is a large glass window, and two balconies each side. The word 'Theatre' is written in stone.

What's inside Richmond Theatre?



Foyer

When you enter the Theatre, you will be in the foyer - here, you can purchase merchandise, such as t-shirts, programmes, and toys, etc.



Box Office

If you have bought a ticket and would like to collect it from the Theatre, you can do this at Box Office - here, you will meet our lovely Ticketing Team. You can also purchase tickets for the show, and/or future shows from Box Office.



Bar spaces


At Richmond Theatre we have 3 bars - the Stalls Bar is located next to the foyer, the Dress Circle Bar is in the middle of the Theatre, and the Upper Bar is located at the very top of the building.

We also have an Ambassador Lounge which is located one flight of stairs above the foyer.



Toilets

There are toilets located on each seating level of our building (Stalls, Dress Circle, and Upper Circle) - there is also an access toilet which is next to the stalls.



Photos

Below, you can find some photos which show you what our Theatre looks like!

Image 1: Merchandise & Theatre Foyer



Image description: Purple desk with a painted London skyline behind. Above: Red, blue, yellow and green lights. Left: a drinks and snack menu, till area and ice cream freezer. Right: a till machine with slush machines beside it.

Image 2: Stage



Image description: Bottom: red velvet bar and seats. Left & right: boxes with red seats and curtains, with historic decor in stone. Middle: black stage, red curtains with large red curtain hanging over with the letter 'R' placed in the centre.

Image 3: Dress Circle Seats

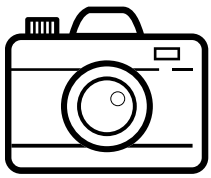


Image description: There are 8 rows of red velvet seats. Each row includes 13 seats, an aisle in the middle, and then another set of 13 seats. Seats are labelled with a letter (row) and then a number (individual seats).

Image 4: Stalls Bar



Image description: There is a white marble bar with 3 screens placed on top. Behind the bar, there are 4 drinks fridges on the floor, and another bar on top. There is popcorn and other refreshments located on the top, with a mirror sitting behind.



Photos

Image 5: E-ticket

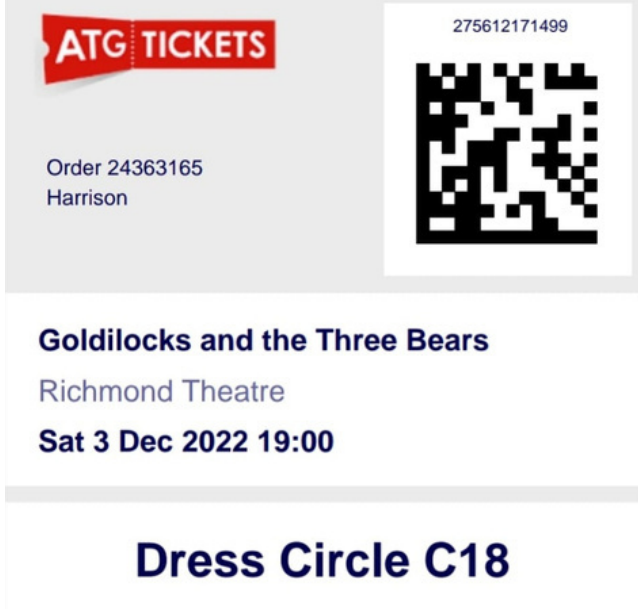


Image description: This white and grey e-ticket has a barcode in the top right corner, the title (Goldilocks and the Three Bears), location (Richmond Theatre), date & start time (Saturday 3rd Dec, 19:00), and the seat information (Dress Circle, C18). There is also the red ATG Tickets logo in the top left corner.

Image 6: Ticket



Image description: This printed ticket has a white background with grey diagonal lines, with black writing with the same details as the e-ticket, and the red 'ATG Tickets' logo. There is also a barcode on the bottom right, with www.atgtickets.com written underneath in red writing.

Image 7: Box Office



Image description: Posters for shows (such as the Doctor, Noughts & Crosses, and Spike etc) are located in frames on the back wall. There is a brown desk with two people (left: brown hair and green t-shirt). and (right: blonde hair and black t-shirt), holding a red brochure with white letters reading 'Richmond Theatre'.

Image 8: Toilets



Image description: Two white doors with two small metal signs on. Left: reads 'to Gentlemen', right: an image of a female figure. There is a red carpet with yellow floral pattern, velvet red walls, and a bright lamp on the wall, and a sign detailing show information.

What can you expect to see?



Our pantomime is filled with magical extravaganza - a full list of what you can expect to see is listed below:

- Torches - flashed onto the audience
- Flashing lights / strobe
- Sparks of light, that come up from the stage floor.
- There is a live band - including some loud drums.
- Smoke
- Haze
- Animal sound affects
- Confetti
- Spotlights
- Loud bangs
- There are costumes, wigs, and make-up used by the actors in the show.
- Sudden lighting transitions
- Loud noises or music
- Repetitive noises (e.g. when Queen Rat whips her tail we hear a whipping noise!)
- High-pitched tones
- Unexpected sounds (e.g. crash, when Suki The Sweet Maker crashes her scooter)
- Background music
- Confetti / glitter
- Characters expressing anger
- Audience members invited on stage
- Mention of rodents/vermin

What can I expect to see?

There are also some extra bits of information which might be helpful to know - you can find this below:




Audience reaction

At times during the show, you may feel a happy/sad reaction to a scene or song - you may also notice other members of the audience feeling the same! This is often shown through clapping - we encourage our audiences to participate and react to what's happening on stage, especially during pantomime season, you're welcome to join in if you want to




Announcements

At the start of the show, you might hear a voice that address' everyone - they will say hello, ask you to switch off your mobile phone and keep as quiet as you can during the performance.



Interval

During the show, there is an Act 1, an interval, and an Act 2 - the interval is a 20-minute break where you can go to the toilet or purchase a drink/snack. You can also go on your phone and chat with other customers about the performance if you'd like to.



What is Dick Whittington about?



Image description: There is a vibrant yellow stage, surrounded by red, yellow and blue heraldry. The set includes a painted boat in the rear, surrounded by water. Towards mid-stage are some wooden barrels, and signs that read "North City" and another that reads "Rug Sale", these sit in front of illustrations of tall houses which are green, purple and yellow.

Plot:

Dick Whittington is down on his luck and wants to find his success in London where he has heard the pavements are made of gold. Journeying to become Lord Mayor, he finds it a challenge to make it big! Can he outwit the evil rodent Queen Rat and free the city from her team of revolting rodents? Find out in the ultimate magical pantomime adventure!

Our Dick Whittington Characters!



SARAH THE
COOK



SUKI THE SWEET
MAKER



SPIRIT OF BOW
BELLS



ALICE



QUEEN RAT




EILEEN
THE CAT



DICK
WHITTINGTON

plus SIX ensemble members!



Thank you & enjoy the show!

If you have any thoughts and/or comments on our visual story or feel we could improve this document, we would be delighted to hear from you.

richmondcl@theambassadors.com