

Combination Remote Manual Release



P/N: 87-120110-001

FEATURES

- **For Use in:**
 - WHDR™ Commercial Cooking Fire Suppression Systems
 - IND™ Industrial Fire Suppression Systems
- **For Use with Kidde Fire Systems XV™ Control System or KRS-50 Control Box**
- **Versatile—Surface- or Recess-Mount in any Orientation**
- **Multilingual Labels**

DESCRIPTION

The Combination Remote Manual Release (RMR) Pull Station (Figure 1) is provided as a means of manually actuating the WHDR or IND fire suppression system from a remote location. The RMR is attached to the Kidde Fire Systems XV Control System, P/N 87-120099-002, or KRS-50 Control Box, P/N 87-120010-001, with 1/16-in. Control Cable, P/N WK-219649-000. The RMR is available for use on both 'un-tensioned' Pull-to-Trip (PTT) and 'tensioned' Release-to-Trip (RTT) control cable lines.

The Combination RMR assembly includes all necessary components to install in either PTT or RTT mode. The RMR can be mounted in a recessed or surface-mounted configuration (mounting hardware not included). Each RMR assembly is supplied with a choice of labels (English, English/French & English/Spanish). The proper label is applied after installation to allow for vertical or horizontal mounting of the RMR.

In the PTT mode (Figure 2) tension is applied to the cable when the handle on the RMR is pulled, allowing the XV Control System to activate the system cylinders. Pull-to-Trip mode is available with the XV Control System only (not for use with the KRS-50 Control Box).

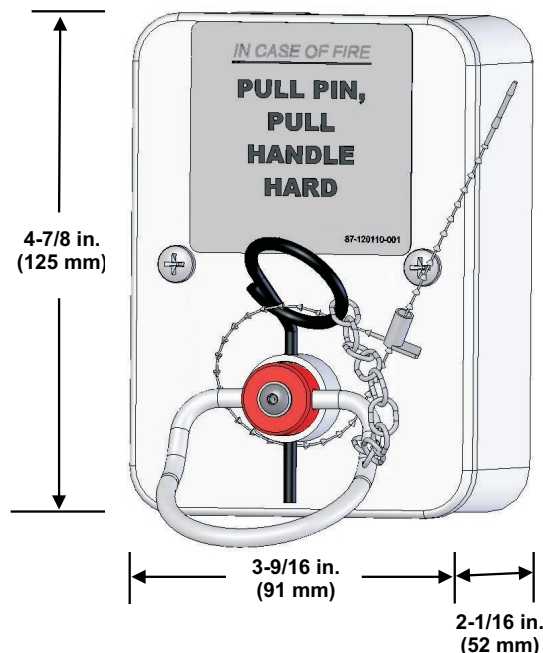


Figure 1. Combination Remote Manual Release

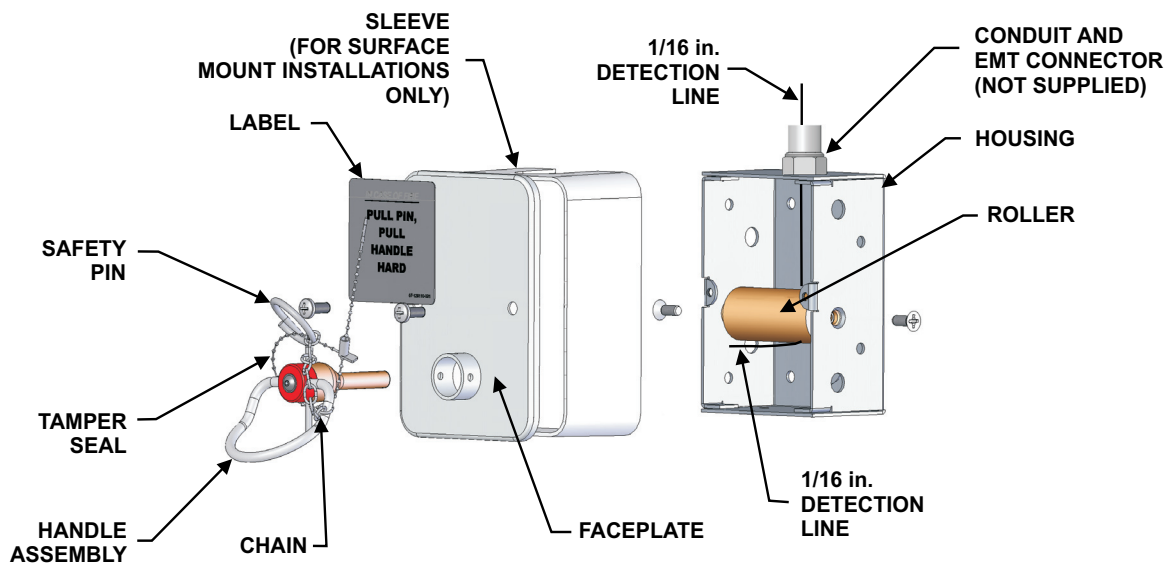


Figure 2. Remote Manual Release, Pull-to-Trip

Two independent RMRs can be operated from a single XV Control System connection when used in conjunction with the Double Tee Pulley, P/N 83-843792-000. (See Figure 3).

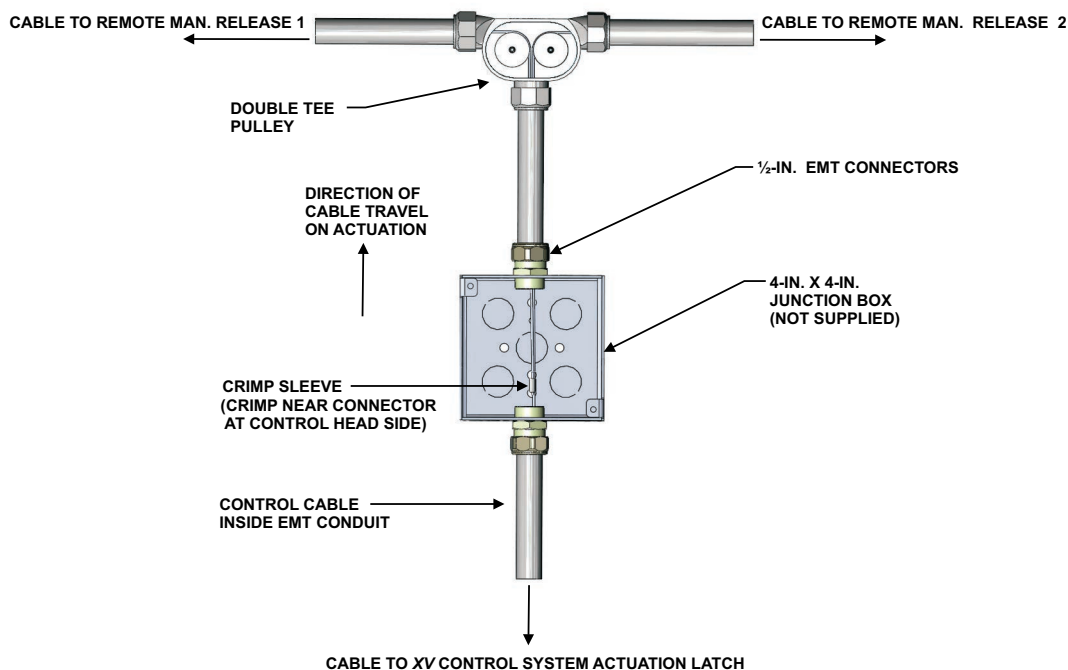


Figure 3. Double Tee Pulley with Two Remote Manual Release Pull Stations (XV Only)

In the RTT mode (Figure 4), pulling the handle will release tension from the cable, allowing the XV Control System or KRS-50 Control Box to activate the system cylinders. A 3-way pulley, P/N 60-9197602-000, is required for inline configuration and must be ordered separately.

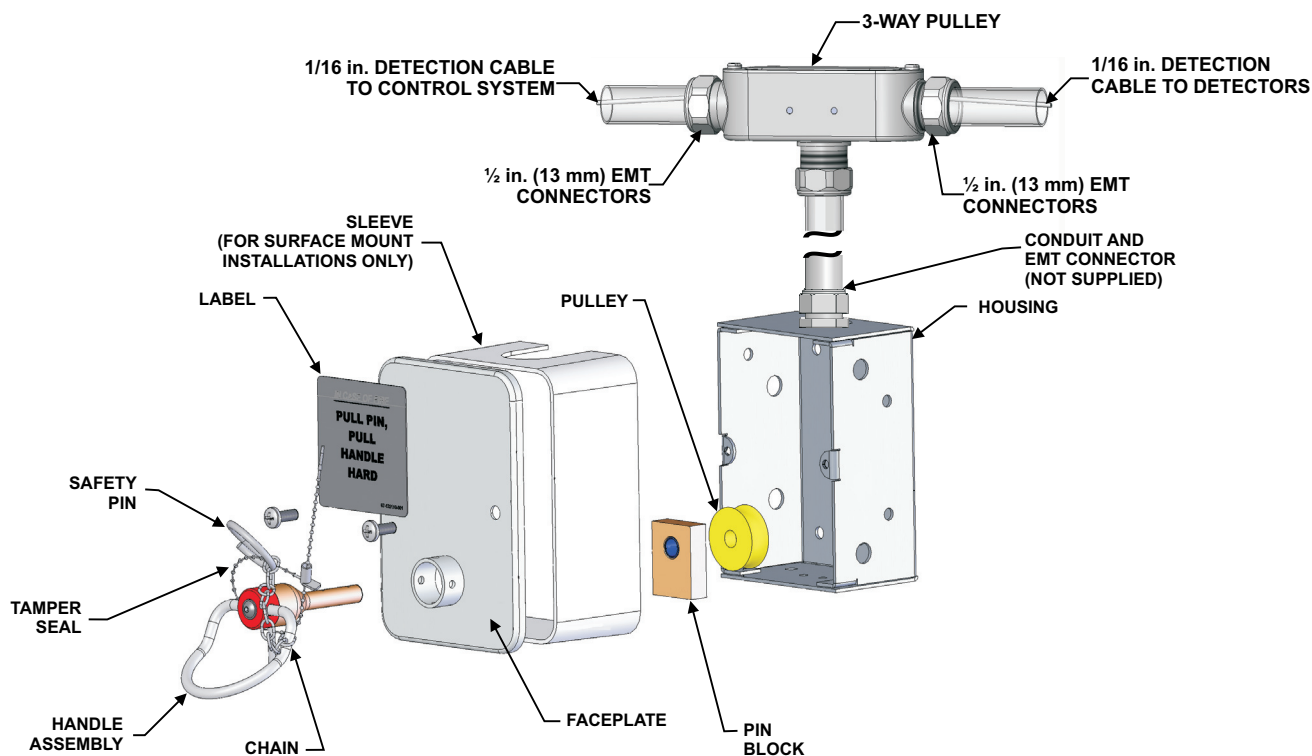


Figure 4. Remote Manual Release, Release-to-Trip

Note: A Kidde Fire Systems Corner Pulley, P/N WK-844648-000, is required at every change in control cable direction.

ORDERING INFORMATION

Description	Part Number
Combination Remote Manual Release	87-120110-001
XV Control System	87-120099-002
KRS-50 Control Box	87-120010-001
Control Cable (1/16-in. x 500 ft.)	WK-219649-000
Corner Pulley (1/2-in. EMT)	WK-844648-000
3-Way Pulley (10-pack of 60-9197602-000)	60-9197286-000
Double Tee Pulley	83-843792-000
Cable Crimp Sleeve (pack of 50)	WK-9197288-000
EMT Connector Kit (set of 3)	87-120058-001

Kidde Fire Systems, Kidde Fire Protection and Fenwal Controls branded products are created exclusively by Kidde-Fenwal, LLC, 400 Main St, Ashland, MA 01721, USA
All other trademarks are the property of their respective owners.

This literature is provided for informational purposes only. Kidde-Fenwal, LLC believes this data to be accurate, but it is published and presented without any guarantee or warranty whatsoever. Kidde-Fenwal, LLC assumes no responsibility for the product's suitability for a particular application. The fire suppression system design, installation, maintenance, service and troubleshooting must be performed by trained, authorized Kidde Fire Systems distributors for the product to work correctly. If you need more information on this product, or if you have a particular problem or question, contact: Kidde-Fenwal, LLC, Ashland, MA 01721 USA, Tel: +1 (508) 881-2000.



K-87-032 Rev AD
© 2025 Kidde-Fenwal, LLC

EXPORT INFORMATION (USA)
Jurisdiction: EAR
Classification: EAR99

This document contains technical data subject to the EAR.

Kidde-Fenwal, LLC
400 Main Street
Ashland, MA 01721
Ph: 508.881.2000
kiddefenwal.com