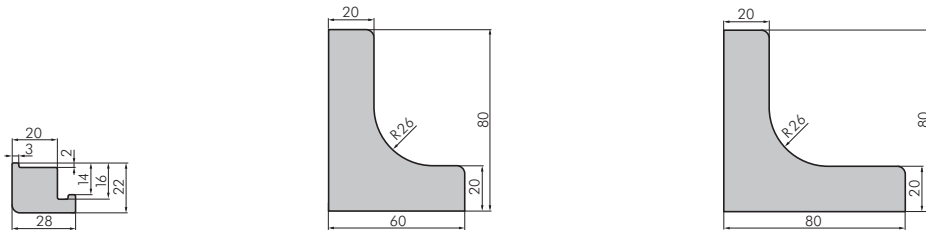
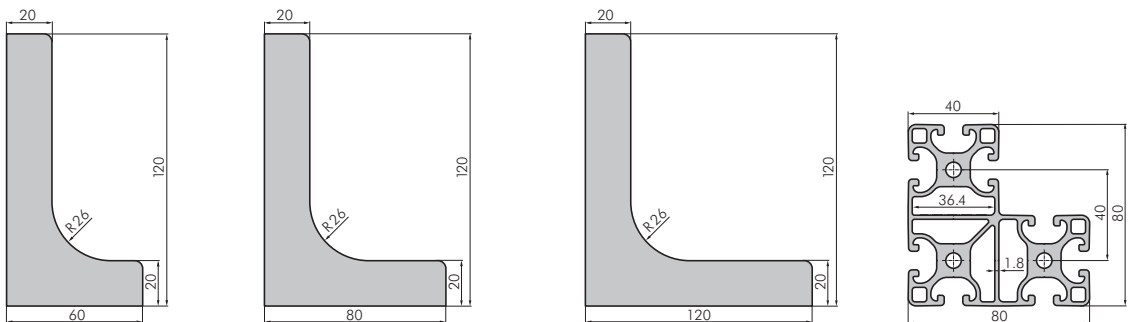


**Angle Profiles**

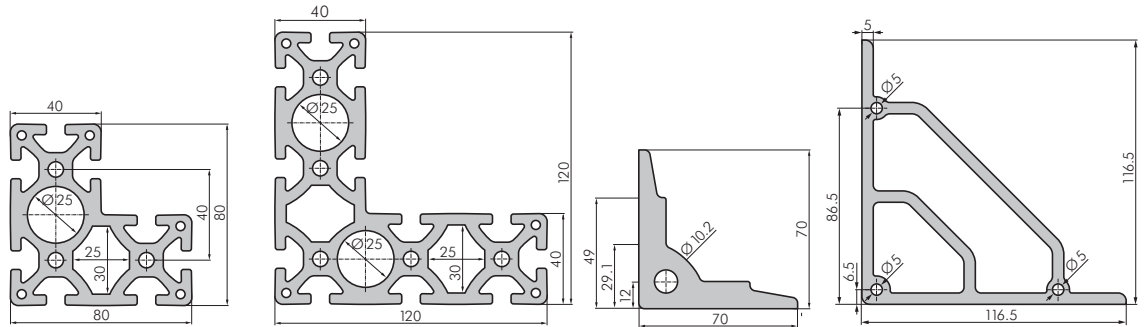


→ E-29 – E-33	Clamp Profile 22 x 28	Angle Profile 60 x 80	Angle Profile 80 x 80
Technical Data			
$I_x$ [cm <sup>4</sup> ]	1.62	135.91	150.69
$I_y$ [cm <sup>4</sup> ]	2.37	64.41	150.69
$W_x$ [cm <sup>3</sup> ]	1.29	27.02	28.45
$W_y$ [cm <sup>3</sup> ]	1.44	16.22	28.45
A [cm <sup>2</sup> ]	4.58	25.40	29.40
G [kg/m]	1.24	6.88	7.97
part number	SP6100N	SP9300N	SP9400N
per m charge	SP6101N	SP9301N	SP9401N
cutting charge	SB1001	SB1002	SB1002

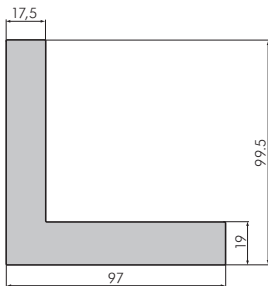
**Angle Profiles**



→ E-29 – E-33	Angle Profile 60 x 120	Angle Profile 80 x 120	Angle Profile 120 x 120	Angle Profile 40 x 80/80 semi
Technical Data				
$I_x$ [cm <sup>4</sup> ]	445.95	49.49	567.72	90.82
$I_y$ [cm <sup>4</sup> ]	73.52	17.16	567.72	90.82
$W_x$ [cm <sup>3</sup> ]	60.67	6.39	68.29	19.69
$W_y$ [cm <sup>3</sup> ]	17.55	3.03	68.29	19.69
A [cm <sup>2</sup> ]	33.40	37.40	45.40	16.62
G [kg/m]	9.05	10.13	12.26	4.50
part number	SP7800N	SP7850N	SP7860N	SP5150N
per m charge	SP7801N	SP7851N	SP7861N	SP5151N
cutting charge	SB1002	SB1003	SB1003	SB1002

**Angle Profiles**


→	E-29 – E-33				
Technical Data	Angle Profile 40 x 80 / 80	Angle Profile 40 x 120 / 120	Angle Profile 70 x 70	Angle Profile 120 x 120 Bridge	
$I_x$ [cm <sup>4</sup> ]	125.71	471.16	46.02	225.29	
$I_y$ [cm <sup>4</sup> ]	127.71	471.16	46.02	225.29	
$W_x$ [cm <sup>3</sup> ]	27.03	62.32	9.17	28.63	
$W_y$ [cm <sup>3</sup> ]	27.03	62.32	9.17	28.63	
A [cm <sup>2</sup> ]	22.91	37.47	13.70	21.51	
G [kg/m]	6.21	10.15	3.71	5.83	
part number	SP4800N	SP4500N	SP9450N	SP6200N	
per m charge	SP4801N	SP4501N	SP9451N	SP6201N	
cutting charge	SB1002	SB1003	SB1002	SB1003	

**Angle Profiles**


→	E-29 – E-33	
Technical Data	Angle Profile 100 x 100	
$I_x$ [cm <sup>4</sup> ]	279.18	
$I_y$ [cm <sup>4</sup> ]	274.20	
$W_x$ [cm <sup>3</sup> ]	40.79	
$W_y$ [cm <sup>3</sup> ]	41.72	
A [cm <sup>2</sup> ]	32.52	
G [kg/m]	8.78	
part number	SP9480N	
per m charge	SP9481N	
cutting charge	SB1003	