

Location: _____



MI-QHUB

QUICK HUB NO HUB COUPLINGS

Specification: MIFAB® Series MI-QHUB (specify size) no hub couplings are manufactured with Quick Hub gaskets made with neoprene and three sealing rings that meets the requirements of ASTM C564 housed inside a Type 301 stainless steel corrugated shield. Two (1 1/2" through 4" size), four (6" through 10" size) or six (12" size) Type 301 stainless steel clamps tightened with 5/16" Type 305 stainless steel hex head screws surround the shield to provide the sealing force. MI-QHUB Series Couplings are tested and certified to the ASTM-C1277, CISPI 310, NSF, CSA B70 and CSA B602 (File # 247608) Standards and are listed with IAPMO. Also tested and certified by Intertek Testing Services to CAN/ULC S102.2 "Smoke Test." Patented Pipe Clamp for joining all types of pipe."

Function: Used to provide a positive and significant seal between no hub cast iron pipe and fittings. The patented sealing rings within the Quick Hub gasket ensure that the gasket remains within the shield during shipping and handling and also a quick push on installation onto the pipe. There is no need to remove the gasket first and roll it over the pipe. With Quick Hub, you simply push the coupling onto the pipe. Tested and certified to be installed above or below ground.

Material Specifications:

Bands - Type 301 AISI stainless steel (Minimum tensile 165,000 psi). **Eyelets** - Type 301 AISI stainless steel.

Gasket - Elastomeric compound meeting the requirements of ASTM C-564.

Oil Immersion test: 80% max. Volume change after immersion in IRM 903 for 70 hours at 212° F. Screw Housing - Type 304 AISI stainless steel.

Screws - Type 305 AISI stainless steel, 5/16" Hex head / Shoulder.

Shield - Type 301 AISI stainless.

Performance Specifications:


- * Requires a 5/16" hex head driver to tighten bolts to 60 inch lbs. min/max torque.
- * The Quick Hub couplings are also tested and certified to the ASTM C1460 Standard to connect cast iron pipe to PVC and/or ABS pipe in the 1 1/2", 2", 3", 4", 6" and 8" size range.
- * 1 1/2" - 6" MI-QHUB models are tested and certified by IAPMO R & T to be used to connect PVC pipe to PVC pipe.

Physical Properties:	Value:	ASTM Test Method:
Tensile Strength Elongation	1500 psi minimum	D 412
of Break Hardness,	250% minimum	D 412
Durometer (A) Tear	70 ± 5 at 76° ± 5°F	D 2240
Resistance	150 lbs. per inch, min	D 624 (Die C)
Water Absorption****	20% maximum	D 471
Resistance to Heat Aging****		
Hardness	10 points, maximum	D 573
Elongation	20% maximum	
Tensile Strength	15% maximum	
Resistance to Oil Aging***	80% maximum	D 471
Resistance to Ozone**	No Crack at 2X magnification	D 1149
Resistance to Permanent Set*	25% maximum	D395 (Method B)

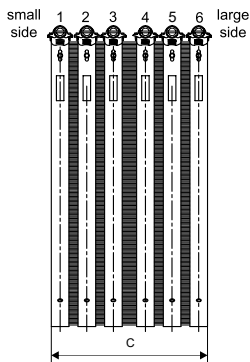
*Compression set after 22 hrs. at 158°F
 **Condition after exposure to 1.0 ppm ozone in air for 100°F-Loop-mounted sample approximately or 20% elongation.
 ***Change in volume after 70 hrs, immersion in ASTM oil IMR903 at 212°F.
 ****Change in original properties after 96hrs. at 158°F
 *****Wt. Change, 20% maximum 7 days at 158°F



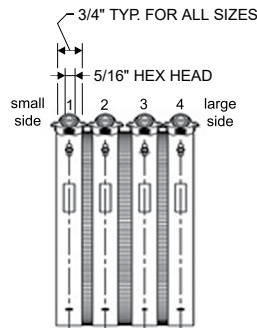
MI-QHUB



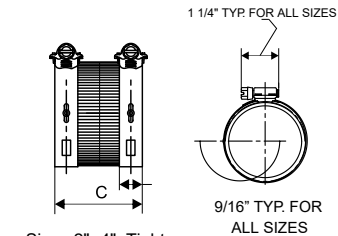
Three sealing rings on the Quick Hub gaskets outperform others with only two sealing rings.



Size 12": Tighten bands alternatively to minimum 60-inch pounds torque in the following sequence: 3,2,1 - 4,5,6.



Sizes 5"-10": Tighten bands alternatively to minimum 60-inch pounds torque in the following sequence: 2,1 - 3,4



Sizes 2"- 4": Tighten bands alternatively to minimum 60-inch pounds torque, in the following sequence: 1-2.

MODEL NUMBER	PIPE SIZE (NOMINAL DIA.)	(C) HEIGHT	INSTALLATION TORQUE (IN. - LBS)	NUMBER OF CLAMPS PER COUPLING	BAND WIDTH (CLAMP)
MI-QHUB-150	1 1/2"	2 1/8"	60	2	9/16"
MI-QHUB-2	2"	2 1/8"	60	2	9/16"
MI-QHUB-3	3"	2 1/8"	60	2	9/16"
MI-QHUB-4	4"	2 1/8"	60	2	9/16"
MI-QHUB-5	5"	3"	60	4	9/16"
MI-QHUB-6	6"	3"	60	4	9/16"
MI-QHUB-8	8"	4"	60	4	9/16"
MI-QHUB-10	10"	4"	60	4	9/16"
MI-QHUB-12	12"	5.43"	60	6	9/16"

CALIFORNIA PROPOSITION 65 WARNING. This product contains chemicals known to the State of California to cause cancer and birth defects or other reproductive harm.

Job Name: _____

Page No: _____

Section No: _____

Contractor: _____

Schedule No: _____

Purchase Order No: _____