

25 273

ATRIO®

3-HOLE 2-HANDLE DECK MOUNT ROMAN TUB FAUCET



GROHE SPA

STANDARD SPECIFICATION:

- GROHE StarLight®
- 9 1/16" Spout reach
- 6" Aerator height
- 3/4" Copper connections
- Less handles – order (14 217) or (14 218) (sold separately)



PRODUCT FEATURES:







GROHE StarLight®

CERTIFICATIONS:

- Massachusetts Plumbing Board Approved
- CSA B125.1
- ASME A112.18.1

AVAILABLE FINISHES:

- 25273000  GROHE StarLight® Chrome
- 252732430  Matte Black
- 25273ENO  Brushed Nickel InfinityFinish™
- 25273GN0  Brushed Cool Sunrise

NOTE: Install this product according to the installation guide. ADA, CSA compliant when installed to the specific requirements of these regulations.

We reserve the right to make revisions without notice to product specifications. 04-26-2023

US
Tel: 1.630.582.7711 Fax: 1.630.582.7722
For the most current Specification Sheet,
go to www.grohe.us.

Canada
Tel: 1.888.644.7643 Fax: 1.905.366.2071
For the most current Specification Sheet,
go to www.grohe.ca.

PART OF LIXIL

25 273

ATRIO®

3-HOLE 2-HANDLE DECK MOUNT ROMAN TUB FAUCET



GROHE SPA

TECHNICAL DATA:

Product Height	7 in
Product Length	10 in
Fitting Spout Height	2-13/16 in
Fitting Spout Reach	8-11/16 in

