

HYDROFLUSH™ fill and flush cart



NA25510



Function

The fill and flush pump cart is portable, pre-assembled and leak-tested for a safe, quick and clean way to fill and flush solar, geothermal and hydronic heating systems.

The fill and flush cart was designed for easy maneuvering, with 10 inch tires and back arm bars. This cart will maneuver any stair or landscape and ease the process loading into a van or truck. The cart features a ½ HP (120 V AC) pump, providing maximum pump pressure to 55 psi, providing the power needed to purge all of the air from a hydronic system.

Product range

NA25510 HYDROFLUSH™ Fill and flush cart.....connections ¾" garden hose thread

Technical specifications

Fill and flush cart

Materials

Cart frame: welded steel chasis, powdercoat frame
 Tank: polyethylene
 Filter: stainless steel
 Tires: 10 inch rubber

Performance

Suitable fluids: water, glycol and hydronic cleaning fluids
 Max. tank medium temperature: 140° F (60° C)
 Tank capacity: 10 gallons (38 liters)

Connections:

Isolating ball valves: ¾ inch garden hose thread
 Transfer hoses: 8 feet length with ¾ inch GHT (2 each)
 Drain: ¾ inch garden hose thread

Pump (Grundfos model CM1-3)

Materials

Body: cast iron, stainless steel
 Impeller: stainless steel

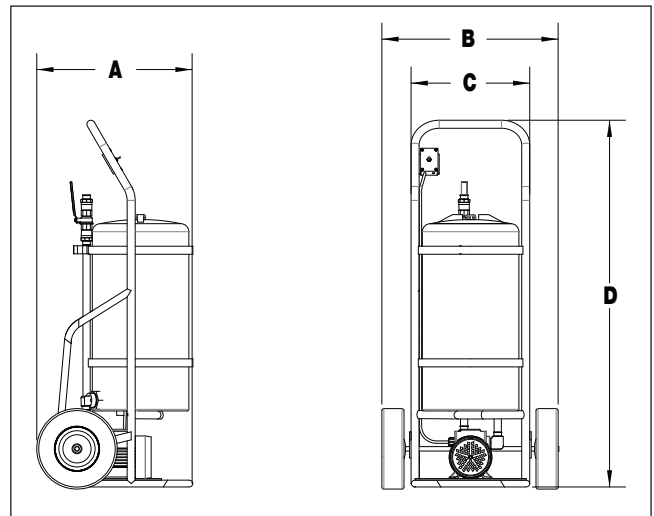
Performance

Pump delivery flow: 1-15 gpm (.06 - 0.95 l/s)
 Max. pump feet of head: 125 ft (55 psi, 380 kPa)
 Max. pump pressure: 0 - 55 psi (0 - 380 kPa)
 Pump power: ½ hp
 Pump rating: 7.6 A @ 115 VAC

Connections:

In/out: ¾ inch: garden hose thread

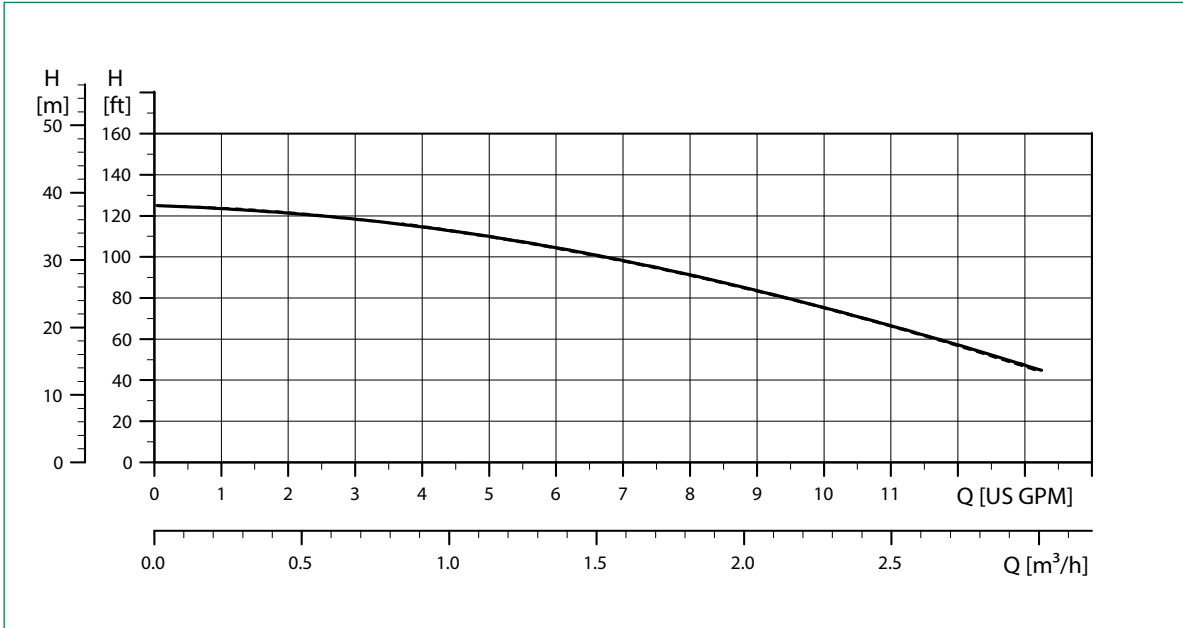
Dimensions



Code	A	B	C	D	Cap.	Wt
NA25510	19½"	20"	14"	46¼"	10 gal (38 l)	60 lb (27 kg)

Operating Principle

The fill and flush pump cart is portable, pre-assembled and leak-tested for a safe, quick and clean way to fill and flush solar, geothermal and hydronic heating systems. Connect the fill/purge valves to the fill and flush system, allow fluid to circulate and remove air and dirt in system. Pump system to desired pressure. If the system holds its pressure, the system is leak free.

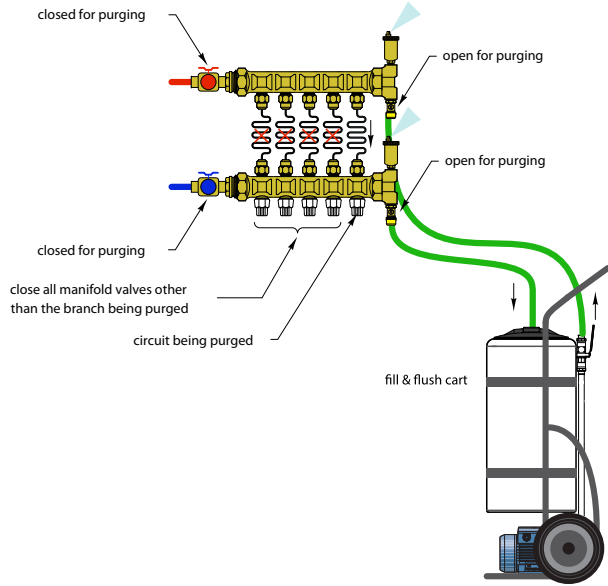


The amount of fluid which flows through a hydronic system during filling and flushing is determined based on the pump size.

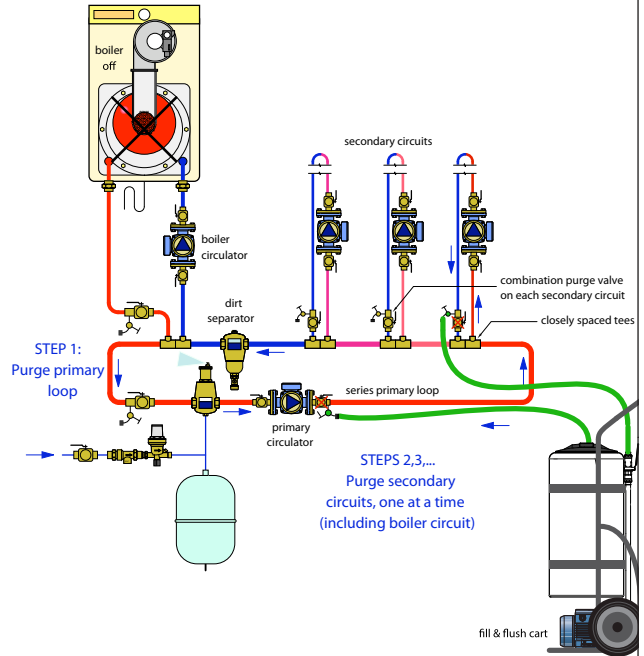
This relationship is described in the above graph, demonstrating the physical properties of the pump connected to the cart. As an example, at 100 ft of head, the pump is producing a flow rate of 7 gallons per minute. The pump on the Caleffi fill and flush cart can produce up to 125 ft of head and a flow rate of 15 gallons per minute.

Application Diagrams

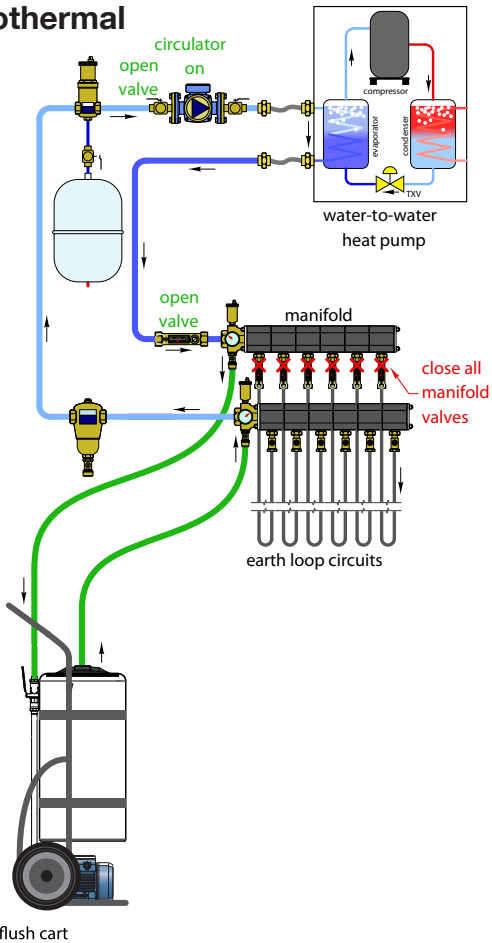
Radiant



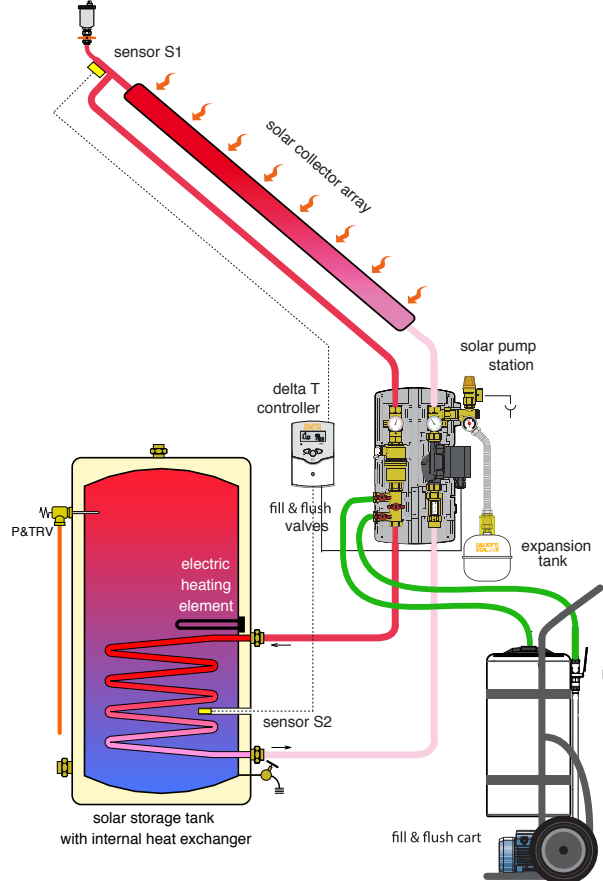
Hydronic



Geothermal



Solar



Maintenance and preventative care

After use of Caleffi Fill and Flush Cart:

1. During operation, running pump without fluid could lead to significant damage, be sure not to operate pump without fluid.
2. Unscrew dirt filter and remove any dirt or buildup remaining.
3. Leave residual glycol fluid inside the pump and tank.
4. Make sure to collect any excess fluid and dispose of in a safe and secure manner.
5. Store hoses inside tank after use.
6. Store in controlled climate with lid properly sealed on to avoid unnecessary wear and tear, and to control cleanliness of glycol tank.
7. Always store the pump cart with some inhibited glycol to prevent freezing. This also protects the pump body from corrosion.

SPECIFICATION SUMMARY

NA25510 HYDROFLUSH™ Fill and Flush Cart

Cart frame made of a welded steel, powdercoat frame with polyethylene tank, stainless steel filter and 10 inch rubber tires. Tank capacity: 10 gallons (38 liters). Max. tank temperature, 140°F (60°C). Suitable fluids, water, glycol, hydronic cleaning fluids. Connections for Fill and Flush Cart, 3/4" garden hose thread, 8' transfer hoses with 3/4" GHT. Pump is made of cast iron and stainless steel and the impeller is made of stainless steel. The pump provides a delivery flow of up to 15 gallons per minute (0.95 liters per second), and a maximum feet of head of 125 (55 psi, 380 kPa). Maximum pump pressure is 0-55 psi (0-380 kPa) and pump power of 1/2 HP (120 V AC).

We reserve the right to change our products and their relevant technical data, contained in this publication, at any time and without prior notice.



Caleffi North America, Inc.
3883 W. Milwaukee Road
Milwaukee, WI 53208
Tel: 414-238-2360 · Fax: 414-238-2366
sales@caleffi.com · www.caleffi.com
© Copyright 2022 Caleffi North America, Inc.