

Electronic Exposed TECK® Flush Valve for Sloan®/Zurn® Stops

TECK®
COMMERCIAL

DELTA

81T231BTA-30-MMO


Exposed Battery Operated

3/4" Top Inlet Urinal Fixture

LESS STOP, WITH MODIFIED TAIL TO FIT SLOAN®/ZURN® STOP

- Polished chrome-plated vandal resistant metal cover with top mounted sensor operated **H₂Optics®** electronics
- **True mechanical override button**
- Right or left-hand supply installation
- ADA compliant, automatic operation battery powered infrared sensor
- Scratch resistant replaceable lens window
- Four (4) size AA alkaline batteries factory installed with valve in sleep mode for easy installation
- Hinged battery housing for easy maintenance
- Low battery flashing light (5000 flushes remaining) with battery strength indicator
- Infrared sensor range adjustment of 203mm - 610mm (8" - 24"), factory set at 16" (±2")
- Optional 24 hour automatic flush factory set to OFF
- Set-up sensor range adjustment indicator lights
- 6 VDC input, 6 second arming delay
- Electronic operated non-hold-open **metal** override button with 5 second lockout
- TECK® exposed diaphragm flush valve
- Chloramine resistant diaphragm
- Forged brass diaphragm retainer
- Renewable seat
- Polished chrome-plated body
- **External water conserving flush adjustment**, factory set to 1.9 litre (.50 gal.)
- Adjustable 114mm to 131mm (4.5" to 5.18") inlet/valve outlet centers
- Vacuum breaker
- Spud flange, spud nut, and 330mm (13") outlet tube
- **Recommended water supply:**
Minimum flowing pressure – 25 psi (172 kPa)
Minimum flow rate – 8 gpm (30 L/min)

APPROVALS:

- IAPMO listed to ASSE 1037/
ASME A112.1037/CSA B125.37
-  Indicates compliance to
ICC/ANSI A117.1

(Contact Delta Representative for State and/or Local Approvals.)

Patented




Engineer/Architect Approval

Model Specified:

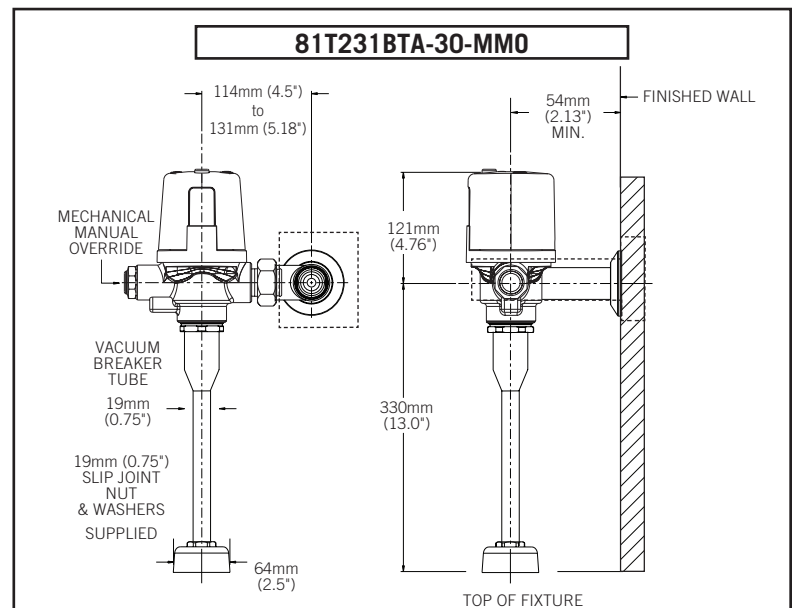
Approval:

Date:

81T231BTA-30-MMO



Items shown outlined
by dotted lines
supplied by others.



Note: For high and low pressure applications, please see page FEA-81T High Water Pressure note for more details.
Verify flow requirements with bowl manufacturer.

Note: Measurements may vary ± 6mm (0.25")

Refer to www.specselect.com for individual models.

Note: Use this page as a product submittal sheet.