



INTERSTOR

INDIRECT

WATER HEATER



DHW

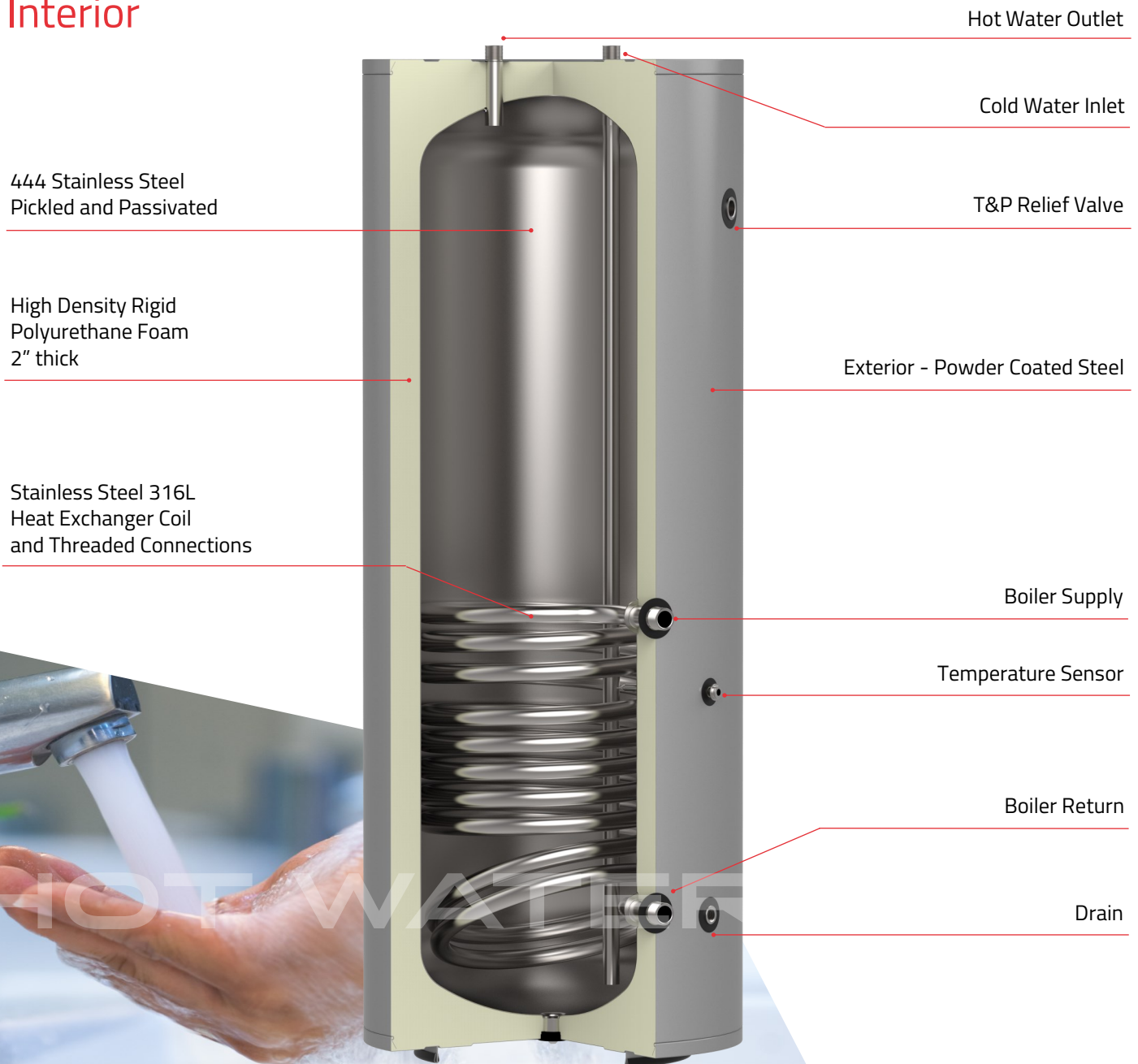
UP TO
5 X MORE DHW
THAN CONVENTIONAL GAS OR
ELECTRIC WATER HEATERS



Features

- Made of durable high quality AISI 444 stainless steel, coil made of 316L stainless steel, which provide added durability and corrosion resistance.
- 100% pickled and passivated to ensure maximum corrosion resistance
- 2" thick polyurethane foam insulation, reducing standby tank temperature losses.
- Includes 10kΩ domestic hot water tank sensor
- Top DHW connections*, side boiler connections, increasing install efficiency while saving time and money on material and labour.
- High output, MAX models available in both 80 and 119 gallon models
- Durable steel jacket

Interior



**INTERSTOR - IWT 40/55/65 have top connections (shown), INTERSTOR - IWT 80/115 have side connections*

Advantages of INTERSTOR - IWT Indirect Water Heaters

QUALITY

INTERSTOR - IWT water heaters are made from high grade Stainless Steel. The interior coil is made from 316L SS and the tank is made from 444 SS.

DURABILITY

All welds are made by a high quality welding process, TIG (GTAW), eliminating the possibility of crevice corrosion. Tank connections are the same high quality stainless as the coil ensuring resistance to corrosion. The complete tank is then pickled and passivated inside and out, improving overall corrosion resistance. There is no substitute for stainless steel when it comes to domestic water heating and storage. Stainless steel is proven to have a far superior lifespan versus glass lined alternatives.

PERFORMANCE

The extended surface area of our stainless steel heat exchanger results in superior DHW performance, 2-3 times more the hot water than a standard gas fired water heater.

ECONOMY

When compared to direct fired water heaters, efficiency is like night and day. Since an indirect water heater works with the existing boiler heating system, hot water can be provided instantly whenever you need it and it is heated with the same high efficiency you've come to expect from your home space heating.



Reference Drawings

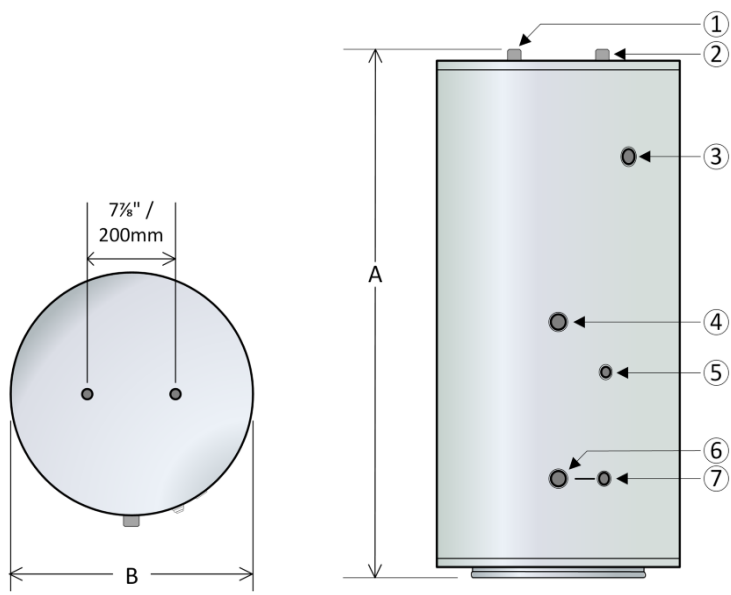


Fig 1: IWT 40/50/65

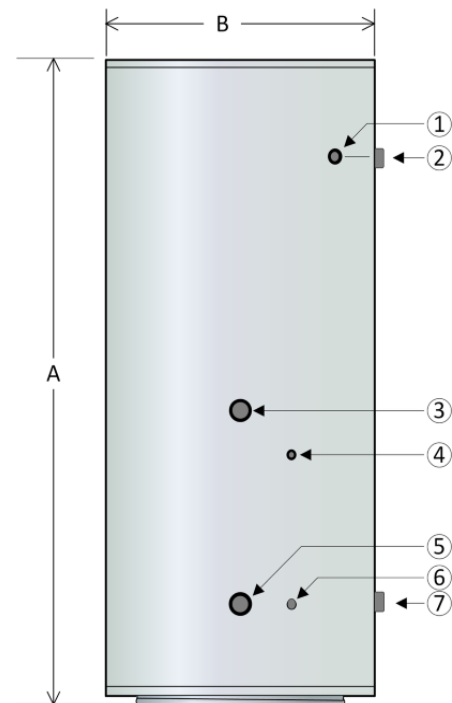
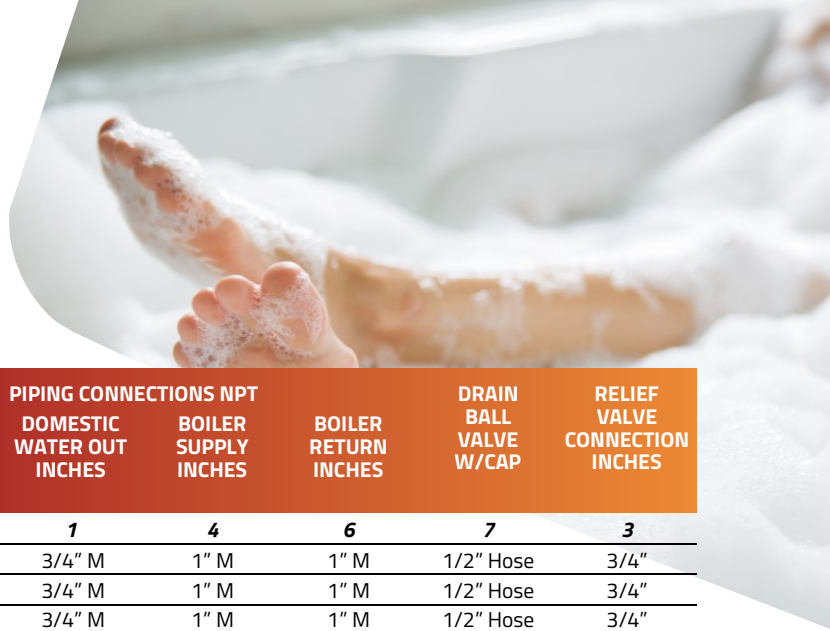


Fig 2: IWT 80, 80-MAX, 119, 119-MAX

INTERSTOR - IWT

Specifications



MODEL	EMPTY TANK WEIGHT lbs	DIMENSIONS		DOMESTIC WATER IN INCHES	PIPING CONNECTIONS NPT			DRAIN BALL VALVE W/CAP	RELIEF VALVE CONNECTION INCHES
		HEIGHT INCHES	DIAMETER INCHES		DOMESTIC WATER OUT INCHES	BOILER SUPPLY INCHES	BOILER RETURN INCHES		
<i>See Drawing (Fig 1) on page 3</i>									
		A	B	2	1	4	6	7	3
IWT 40	100	45 1/4"	22"	3/4" M	3/4" M	1" M	1" M	1/2" Hose	3/4"
IWT 50	127	57"	22"	3/4" M	3/4" M	1" M	1" M	1/2" Hose	3/4"
IWT 65	145	54 1/2"	24 1/2"	3/4" M	3/4" M	1" M	1" M	1/2" Hose	3/4"

MODEL	EMPTY TANK WEIGHT lbs	DIMENSIONS		DOMESTIC WATER IN INCHES	PIPING CONNECTIONS NPT			DRAIN BALL VALVE W/CAP	RELIEF VALVE CONNECTION INCHES
		HEIGHT INCHES	DIAMETER INCHES		DOMESTIC WATER OUT INCHES	BOILER SUPPLY INCHES	BOILER RETURN INCHES		
<i>See Drawing (Fig 2) on page 3</i>									
		A	B	7	2	3	5	6	1
IWT 80	166	64 1/2"	24 1/2"	1" M	1" M	1" M	1" M	1/2" Hose	3/4" F
IWT 119	230	65 3/4"	28"	1 1/2" M	1 1/2" M	1 1/2" M	1 1/2" M	1/2" Hose	1" F

HIGH OUTPUT MODELS

IWT 80-MAX	188	64 1/2"	24 1/2"	1 1/2" M	1 1/2" M	1 1/2" M	1 1/2" M	1/2" Hose	1" F
IWT 119-MAX	246	65 3/4"	28"	1 1/2" M	1 1/2" M	1 1/2" M	1 1/2" M	1/2" Hose	1" F

MODEL	TANK CAPACITY NET USG	MAX. FIRST HOUR RATING US GAL/HR @ 135°F	CONTINUOUS RATING US GAL/HR @ 135°F	BOILER OUTPUT REQUIRED (BTU/HR)	BOILER FLOW (GPM)	COIL PRESSURE DROP FT.	COIL HEAT TRANSFER AREA FT
<i>Based on 180° boiler supply & 58° F entering cold water temperature</i>							
IWT 40	38.3	204	170	120,000	14	6.2	8.1
IWT 50	50.7	259	217	140,000	14	7	10.2
IWT 65	63.9	309	259	180,000	14	7.5	11.4
IWT 80	77.4	356	287	200,000	14	10.1	13.4
IWT 119	113	474	373	240,000	14	11.8	18.1

HIGH OUTPUT MODELS

IWT 80-MAX	75	719	653	420,000	25	16.7	27.4
IWT 119-MAX	111	753	653	420,000	25	16.7	27.4

MODEL	SHIPPING BOX WEIGHT & DIMENSIONS (INCHES)			
	lbs	H	W	D
IWT 40	120	52.4	22.4	25.2
IWT 50	145	64.2	22.4	25.2
IWT 65	170	61.6	25.6	28.9
IWT 80	193	71.2	25.6	28.9
IWT 119	275	73.2	30.7	35.4
IWT 80-MAX	201	71.2	25.6	28.9
IWT 119-MAX	290	73.2	30.7	35.4

- Max operating pressure: 150 Psi



THE SMART CHOICE FOR HOT WATER

info@ibcboiler.com • www.ibcboiler.com

Toll Free: 1-844-HEAT IBC / 1-844-432-8422

All information contained in this brochure is subject to change without notice. Due to clerical error, regulation change or product development please confirm all information with IBC.

900-307 (R3)

IBC