


Direct Mount Ball Valve



2 Piece • Full Port • Flanged Connection • V Ball • Class 150 • with ISO Mounting Pad



A1000 with VBall show for illustration purposes

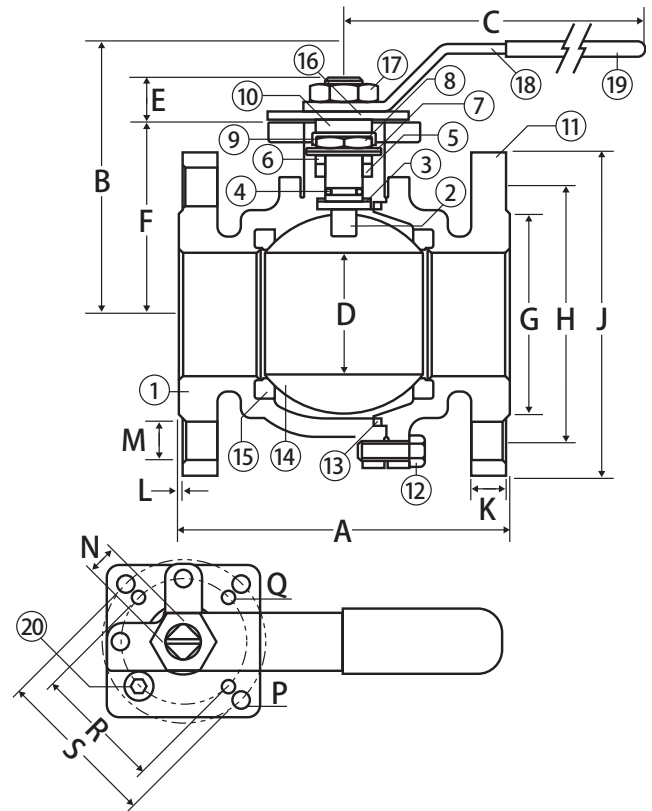
A2020D (actuator not included)

Features

- ISO 5211 direct mounting pad
- V Ball for control valve in 30°, 60°, 90° positions
- Blow out proof stem
- Available seats: PTFE, RPTFE, TFM
- Locking device comes standard
- 100% leak tested
- Wetted surface contains less than .25% lead content

Approvals

- Conforms to ANSI B16.34
- Flange: ANSI B16.5
- Face to Face: ANSI B16.10
- API 598
- NACE MR-01-75



Material Specifications

No.	Part	Materials	No.	Part	Materials
1	Body	CF8M	14	Ball	SS316
2	Stem	SS316	15	Ball Seat	PTFE or RPTFE or TFM1600
3	Thrust Washer	RPTFE	16	Stopper Plate	SS304
4	O-Ring	Viton®	17	Handle Nut	SS304
5	Stem Packing	PTFE	18	Handle	SS304
6	Gland	SS304	19	Sleeve	Plastic
7	Disk Washer	SS301	20	Stop Pin	SS304
8	Stem Nut	SS304	21	Set Bolt*	SS304
9	Nut Stop	SS304	22	Lever Head*	CF8
10	Washer	SS304	23	Pipe Handle*	Steel Pipe
11	Flanged End	CF8M			
12	Bolt	SS304			
13	Gasket	PTFE			

* Not shown and only on 2-1/2" + valves

Dimensions

Part No.	Size	A	B	C	D	E	F	G	H	J	K	L	M	N	P	Q	R	S	Bolts	Torque
A2020D-12	1/2"	4.25	3.15	5.12	0.59	0.43	1.89	1.38	2.38	3.50	0.45	0.06	0.63	0.35	0.24	0.24	1.42	1.65	4	63.7
A2020D-34	3/4"	4.61	3.15	5.12	0.79	0.43	2.09	1.69	2.76	3.86	0.45	0.06	0.63	0.35	0.24	0.24	1.42	1.65	4	83.2
A2020D-1	1"	5.00	3.54	6.50	0.98	0.55	2.32	2.01	3.13	4.25	0.45	0.06	0.63	0.43	0.28	0.24	1.65	1.97	4	117
A2020D-114	1-1/4"	5.51	4.02	6.50	1.26	0.55	2.80	2.52	3.50	4.61	0.50	0.06	0.63	0.43	0.28	0.24	1.65	1.97	4	161
A2020D-112	1-1/2"	6.50	4.33	8.07	1.50	0.71	2.99	2.87	3.88	5.00	0.56	0.06	0.63	0.55	0.36	0.28	1.97	2.76	4	266
A2020D-2	2"	7.01	4.72	8.07	1.97	0.71	3.35	3.62	4.74	5.98	0.63	0.06	0.75	0.55	0.36	0.28	1.97	2.76	4	319
A2020D-212	2-1/2"	7.48	5.51	11.81	2.56	0.91	3.68	4.13	5.49	7.01	0.70	0.06	0.75	0.67	0.45	0.36	2.76	4.02	4	841
A2020D-3	3"	7.99	5.91	13.39	3.15	0.91	4.06	5.00	6.00	7.48	0.75	0.06	0.75	0.67	0.45	0.36	2.76	4.02	4	1170
A2020D-4	4"	9.02	7.09	16.54	3.94	0.98	5.20	6.18	7.50	9.02	0.94	0.06	0.75	0.87	0.53	0.45	4.02	4.92	8	2170

Note: Torque is in (in-lb)

WARNING: This product can expose you to chemicals including diisononyl phthalate (DINP), which is known to the State of California to cause cancer, and diisononyl phthalate (DINP), which is known to the State of California to cause birth defects or other reproductive harm. For more information go to www.P65Warnings.ca.gov.

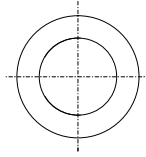
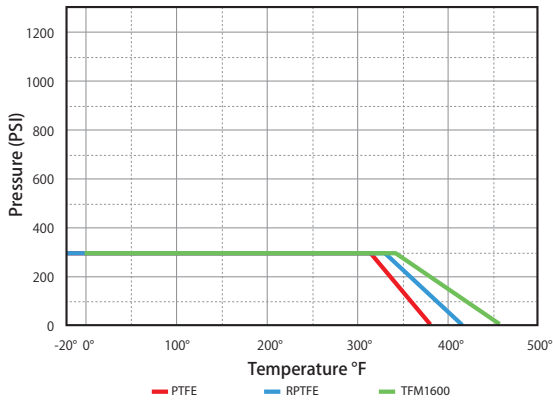
Note: Information subject to change without notice.

010621

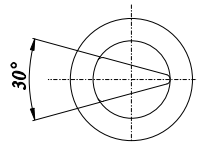
© 2021 Jomar Valve • www.jomarvalve.com • P: (586) 268-1220 • F: (586) 979-8315

Valve Seat Rating

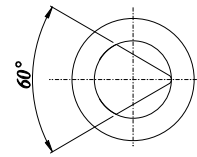
Class 150 :300 WOG



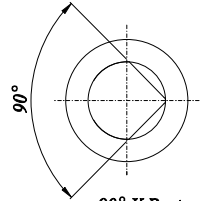
Straight Port



30° V-Port



60° V-Port



90° V-Port



Cv Factor

2-way ball valve, full bore, A1000 and A2020D

Size	V-Notch	Percent of Ball Rotation										
		0%	10%	20%	30%	40%	50%	60%	70%	80%	90%	100%
1/2"	30°	0	0.00	0.03	0.11	0.31	0.50	0.92	1.34	1.85	2.67	3.26
1/2"	60°	0	0.00	0.06	0.35	0.75	1.32	2.12	3.27	4.90	7.12	10.51
1/2"	90°	0	0.00	0.09	0.40	0.90	1.62	2.68	4.29	6.96	9.96	14.44
3/4"	30°	0	0.00	0.06	0.24	0.69	1.13	2.07	3.02	4.17	6.00	7.32
3/4"	60°	0	0.00	0.13	0.31	0.89	1.56	2.73	4.31	6.43	10.89	17.53
3/4"	90°	0	0.00	0.14	0.37	1.13	1.98	3.53	5.86	8.93	15.62	26.31
1"	30°	0	0.00	0.11	0.42	1.23	2.01	3.68	5.38	7.41	10.66	13.02
1"	60°	0	0.00	0.30	0.92	1.92	3.34	5.27	8.05	11.89	17.73	26.35
1"	90°	0	0.00	0.37	1.21	2.49	4.38	7.08	11.23	17.24	26.48	41.39
1-1/4"	30°	0	0.00	0.28	0.75	1.76	4.81	6.38	9.75	13.82	21.01	29.15
1-1/4"	60°	0	0.00	0.51	1.57	3.19	5.52	8.75	13.23	19.76	29.12	40.98
1-1/4"	90°	0	0.00	0.66	2.08	4.20	7.22	11.70	18.64	28.52	44.49	68.10
1-1/2"	30°	0	0.00	0.74	2.09	3.47	6.13	8.35	12.93	18.87	28.77	40.84
1-1/2"	60°	0	0.00	0.49	1.85	4.15	7.50	11.90	18.31	27.92	41.51	68.82
1-1/2"	90°	0	0.00	0.65	2.17	5.02	9.19	15.32	24.73	38.93	60.92	110.16
2"	30°	0	0.00	1.31	3.71	6.16	10.89	14.85	22.99	33.55	51.15	72.60
2"	60°	0	0.00	0.98	3.45	7.26	13.24	18.34	29.37	50.22	73.08	121.90
2"	90°	0	0.00	1.04	4.05	8.89	16.46	24.50	41.37	75.67	112.59	184.80
2-1/2"	30°	0	0.00	2.14	6.06	10.06	17.79	24.26	37.55	54.80	83.55	118.59
2-1/2"	60°	0	0.00	1.78	5.07	9.49	21.63	29.95	47.98	78.89	120.16	177.36
2-1/2"	90°	0	0.00	2.36	7.02	14.02	29.97	42.85	71.86	121.57	197.06	329.35
3"	30°	0	0.00	2.84	7.52	15.60	25.49	37.16	54.90	76.23	108.40	141.89
3"	60°	0	0.00	3.60	11.73	21.36	33.25	51.10	89.62	124.55	203.32	312.96
3"	90°	0	0.00	4.64	12.49	29.40	46.12	71.73	124.02	192.73	325.54	558.35
4"	30°	0	0.00	5.27	13.95	28.94	47.28	68.93	101.84	141.41	201.08	263.21
4"	60°	0	0.00	5.68	18.75	38.62	69.68	108.51	139.24	218.15	338.83	529.60
4"	90°	0	0.00	7.40	22.29	42.36	73.74	127.57	211.50	305.31	603.95	987.30