

Product Submittal

Name	
Date	
Architect/Owner	
Contractor	
Tag	
Notes	

VR20 Vacuum Relief Valve Specification Sheet

Description

The Cash Acme VR20 Vacuum Relief Valve is designed **to protect hot water supply systems and pressure vessels against negative pressure**. It is especially well suited for many domestic and commercial systems.

It works by preventing internal vacuum conditions that could result in burned-out heaters and/or collapsed storage tanks – especially copper.

Installed on the cold water supply line, the Cash Acme VR20 closes tightly under pressure and opens at a 1" mercury vacuum. The atmosphere admitted to the system breaks the vacuum, preventing the collapse of the storage tank. It is recommended that the VR20 be installed in an upright position.

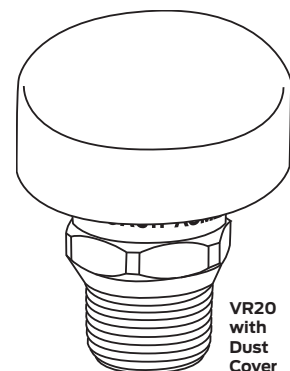
The Cash Acme VR20 is **lead free¹**, available in **1/2" and 3/4"** sizes and with male inlets. The VR20 also features a low profile design with a slotted vent hole. The vent hole is protected by a circular dust cover that is approx. 1.75" in diameter. This valve features an all-brass body and body cap, a heat-resistant silicone seat disc, an integral body seat, and brass internal working parts.

Features And Benefits

- **Prevents internal vacuum conditions**
Guards against siphonage, burnt-out heaters and collapsing of storage tanks and negative pressure.
- **Opens quickly in emergency situations**
Opens on a one inch mercury vacuum.
- **Listed by CSA**
Inspector friendly, peace of mind.
- **Every valve is tested for performance prior to shipping**
Specify and install with confidence

Specifications

A vacuum relief valve shall be installed to protect the pressure vessel. The valve shall be CSA certified per ANSI Z21.22/CSA 4.4 and NSF/ANSI 372. The valve shall be constructed of brass with an integral body seat disc. The valve shall open on a one-inch mercury vacuum. The valve shall be a **Cash Acme VR20 Vacuum Relief Valve**.



Specification Data

Performance:

Service.....	Water
Relief pressure (open)	1" Hg vacuum
Internal Parts	13 SCFM (@ 2" Hg)
Maximum pressure	210°F
Maximum inlet pressure	200 psi

Materials

Body.....	Lead-Free ¹ DZR Brass
Cap.....	Lead-Free ¹ DZR Brass
Spring.....	Stainless steel
Seat Disc	Silicone
Dust Cover	Polypropylene
Guide Rod	Brass
Washer	Brass
Seat Shell.....	Lead-Free ¹ DZR Brass
O-ring.....	Buna-N

¹For all models, surfaces that are in contact with consumable water contain less than 0.25% lead by weight.

Available Connections

	Model	Size	Part Number
<input type="checkbox"/>	VR20	1/2"	22397LF
<input type="checkbox"/>	VR20	3/4"	22398LF

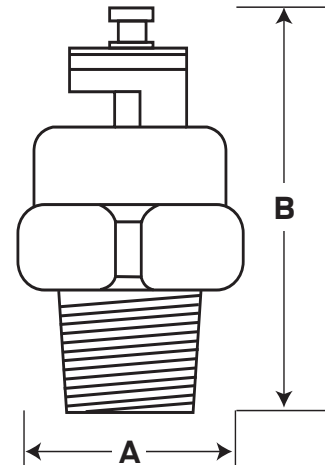
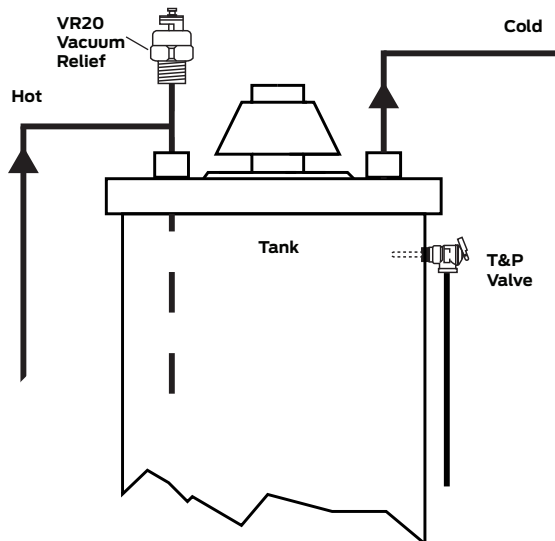
Codes & Standards

The Cash Acme VR20 Relief Valve is certified to ANSI Z21.22/CSA 4.4 and NSF/ANSI 372 and is listed by CSA.



Typical Installation

It is recommended that the VR²⁰ be installed in an upright position. For further installation information, please contact the factory.



Dimensions (inches)	A	B
1/2"	1 3/8	2 5/16
3/4"	1 3/8	2 5/16

