

## CODE NUMBER

3250290

## DESCRIPTION

0.25 gpf, Polished Chrome Finish, 0.75 Flush Connection, Fixture Connection Top Spud, Single Flush, 0.75" Inlet, 3/4" Control Stop, Electrical Override, Battery, Infrared, ECOS® Exposed Sensor Urinal Flushometer.

## DETAILS

- Flush Volume: 0.25 gpf (0.9 Lpf)
- Finish: Polished Chrome (CP)
- Power Type: Battery
- Battery Life: 6 years
- Valve: Diaphragm
- Valve Body Material: Semi-red Brass
- Fixture Type: Urinal
- Fixture Connection: Top Spud
- Rough-In Dimension: 11 1/2" (292mm)
- Spud Coupling: 3/4" (19mm)
- Supply Pipe: 3/4" (19mm)
- Override: Electrical (OR)
- Control Stop: 3/4"
- Inlet: 0.75"
- Flush Connection: 0.75"

## FEATURES

- Synthetic rubber seals for chloramine resistance
- "Low Battery" Flashing LED
- Sweat solder adapter with cover tube and cast wall flange with set screw
- Stop Seat and Vacuum Breaker Molded from PERMEX® Rubber Compound for Chloramine resistance
- Infrared Sensor with Multiple-focused, Lobular Sensing Fields for high and low target detection
- Fixed Metering Bypass and No External Volume Adjustment to Ensure Water Conservation
- Engineered Metal Cover with replaceable Lens Window
- Four (4) Size AA batteries included
- Courtesy Flush® Override Button (optional)
- ADA Compliant Sloan ECOS® Battery powered Infrared Sensor for automatic "No Hands" operation
- 3/4" IPS screwdriver Bak-Chek® angle stop with vandal resistant stop cap

PERMEX® Synthetic Rubber Diaphragm with Dual Filtered Fixed Bypass

## VIDEOS



PVD Special Finishes



## COMPLIANCES & CERTIFICATIONS



(ADA Compliant, BAA Compliant, cUPC Certified, EPD, HPD, WaterSense Listed, Satisfies LEED Credits, WELL Building Standard)

## RECOMMENDED SPECIFICATION

Valve Body, Cover, Tailpiece and Control Stop shall be in conformance with ASTM Alloy Classification for Semi- Red Brass. Valve shall be in compliance with the applicable sections of ASSE 1037 and ANSI/ASME 112.19.2.

## ELECTRICAL SPECIFICATIONS

- Arming Delay: 8 seconds
- Battery Life: 6 years
- Flush Delay: 1s
- Self-Adaptive Window: ±8
- Sensor Range: 15"-30" (381-762mm)

## VALVE OPERATING PRESSURE (FLOWING)

15-80 PSI (103-552 kPa). Specific fixtures may require greater minimum flowing pressure - consult manufacturer requirements.

## DOWNLOADS

- [Sloan ECOS Valve Installation Instructions](#)
- [Sloan Ecos Valve \(Spanish\) Installation Instructions](#)
- [Control Stop Repair and Maintenance Guide](#)
- [Flush Connections Flanges Repair and Maintenance Guide](#)
- [Tail Piece Repair and Maintenance Guide](#)
- [ECOS Repair and Maintenance Guide](#)
- [Sloan Optima Plus Flushometers Repair and Maintenance Guide](#)
- [Flushometer Pressure gauges](#)
- [Additional Downloads](#)

**Sloan 10500 Seymour Ave, Franklin Park, IL 60131**

Phone: 800.982.5839 • Fax: 800.447.8329 • [sloan.com](http://sloan.com)

## NOTES

All information contained within this document subject to change without notice.

Looking for other variations of the ECOS 8186 product? [View the general spec sheet with all options.](#)

[Find a compatible urinal](#) for this flushometer.

[Find a compatible water closet](#) for this flushometer.

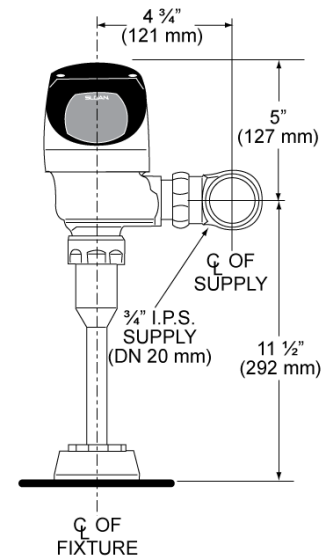
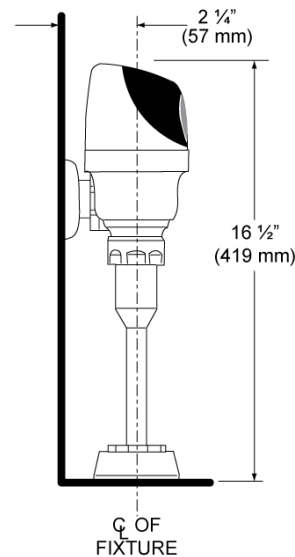
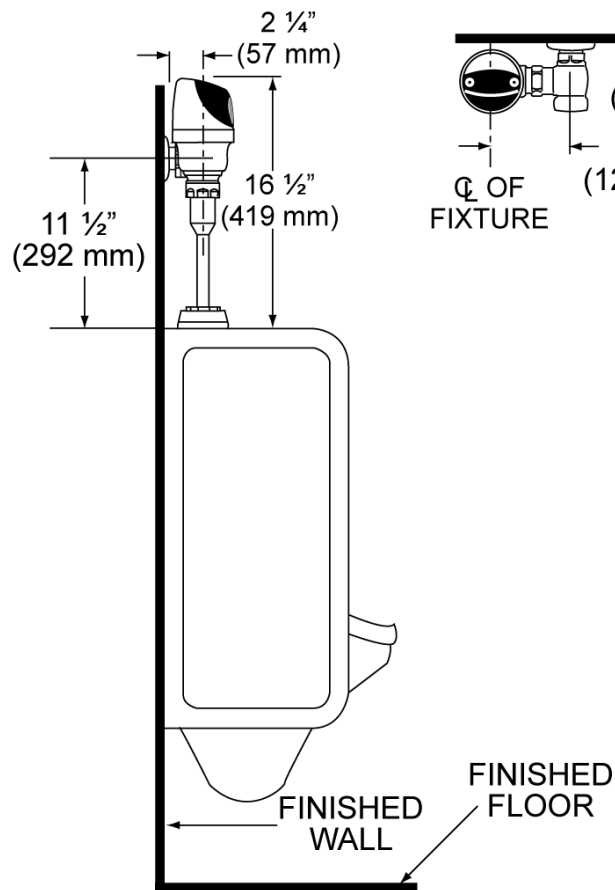
WaterSense compliant when used with a WaterSense compliant fixture

Battery life varies according to actual usage and restroom conditions.

## WARRANTY

[View Warranty Information](#)

## ROUGH-IN



Sloan 10500 Seymour Ave, Franklin Park, IL 60131

Phone: 800.982.5839 • Fax: 800.447.8329 • [sloan.com](http://sloan.com)