

# Exhibit 6030 IFS Acrylic Alcove Bathtub

**Model number:**

105519

**Dimensions:** 59.75" x 30" x 17.75"

**Installation:** Alcove

**Material:** Acrylic

## Standard Features:

- Rectangular shape bathtub in alcove installation
- Available in Above-the-Floor Rough (AFR) or not
- Minimalist look with discreet armrests and textured floor
- Integrated tiling flange
- Integrated skirt with access panel when equipped with a system

## Product characteristics:

- Made in North America
- Elegant Design
- Integrated Tiling Flange and Skirt

## Systems:

- Whirlpool
- Combined Whirlpool/Aeroeffect
- Aeroeffect

## Warranty:

25 Years



## Standard Colors:



White (001)



Bone (004)



Biscuit (007)

## Certifications

MAAX products adhere to one or more of the following certifications:



## Recommended products (Visit our website for a complete list of our recommended products)

No	Description
<input type="checkbox"/> 138760	Inverto 56-59 x 55 ½-59 in. 8mm Sliding Tub Door for Alcove Installation
<input type="checkbox"/> 139398	Halo 56 ½-59 x 59 in. 8 mm Sliding Tub Door for Alcove Installation
<input type="checkbox"/> 139354	Incognito 57 56-59 Sliding Tub Door for Alcove Installation

# Exhibit 6030 IFS Acrylic Alcove Bathtub

**Model number:**

105519

**Dimensions:** 59.75" x 30" x 17.75"

**Installation:** Alcove

**Material:** Acrylic

## Dimensions

59 3/4 x 30 x 17 3/4 In.  
(1518 x 762 x 451 mm)

## Water Capacity

44 gallons - 168 liters

## Weight

77 lbs - 34.92 kg

## Bathing Well

59 3/4 In. x 24 In.  
(1518 mm x 606 mm)

## Deep Sump Height

16.5 In. - 419 mm

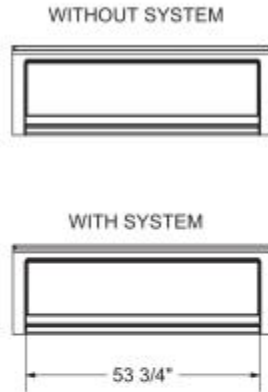
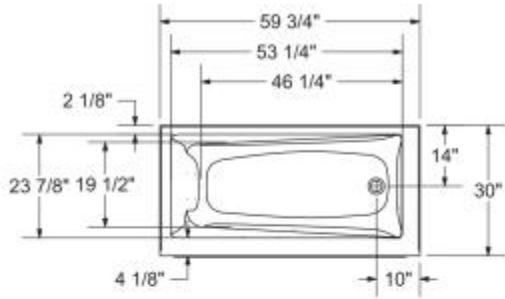
## Deck Width

4.125 In. - 105 mm

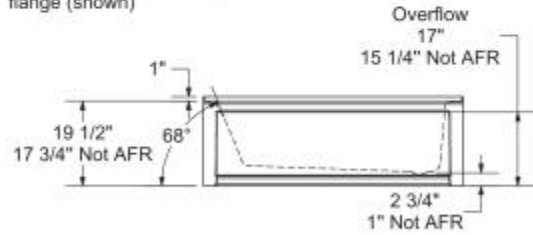
## Drain location:

Left

Right

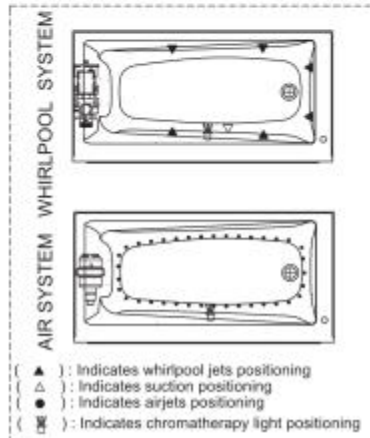


1" Single Integrated tiling flange (shown)



Wood support design may vary.  
Single Integrated tiling flange: 1" height x 1/4" thickness (shown)

All dimensions are approximate. Structure measurements must be verified against the unit to ensure proper fit.



- ( ▲ ) : Indicates whirlpool jets positioning
- ( △ ) : Indicates suction positioning
- ( ● ) : Indicates airjets positioning
- ( ⊗ ) : Indicates chromotherapy light positioning

Project: \_\_\_\_\_

Contractor: \_\_\_\_\_

Representative: \_\_\_\_\_

Date: \_\_\_\_\_

Tel: \_\_\_\_\_

Notes: \_\_\_\_\_

\_\_\_\_\_

\_\_\_\_\_