

# Exhibit 6032 IFS Acrylic Alcove Bathtub

**Model number:**

105520

**Dimensions:** 59.75" x 32" x 17.75"

**Installation:** Alcove

**Material:** Acrylic

## Standard Features:

- Rectangular shape bathtub in alcove installation
- Available in Above-the-Floor Rough (AFR) or not
- Minimalist look with discreet armrests and textured floor
- Integrated tiling flange
- Integrated skirt with access panel when equipped with a system
- Compatible with U tile shower wall panels

## Product characteristics:

- Made in North America
- Elegant Design
- Integrated Tiling Flange and Skirt

## Systems:

Whirlpool  
Combined Whirlpool/Aeroeffect  
Aeroeffect

## Warranty:

25 Years



## Standard Colors:



White (001)



Bone (004)



Biscuit (007)

## Certifications

MAAX products adhere to one or more of the following certifications:



## Recommended products (Visit our website for a complete list of our recommended products)

No	Description
<input type="checkbox"/> 135330	Incognito 57 Shaker 56-59 x 56 ¾ in. 8mm Sliding Tub Door for Alcove Installation
<input type="checkbox"/> 139351	Incognito 57 56-59 x 56 ¾ in. 6mm Sliding Tub Door for Alcove Installation
<input type="checkbox"/> 135692	Revelation Square 56-59 x 56 ¾-58 ¼ in. 6mm Sliding Tub Door for Alcove Installation

# Exhibit 6032 IFS Acrylic Alcove Bathtub

**Model number:**

105520

**Dimensions:** 59.75" x 32" x 17.75"

**Installation:** Alcove

**Material:** Acrylic

## Dimensions

59 3/4 x 32 x 17 3/4 In.  
(1518 x 813 x 451 mm)

## Water Capacity

46 gallons - 173 liters

## Weight

78 lbs - 35.37 kg

## Bathing Well

53 1/4 In. x 26 In.  
(1353 mm x 657 mm)

## Deep Sump Height

16.25 In. - 413 mm

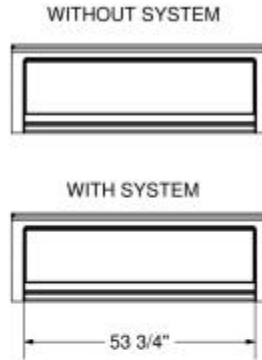
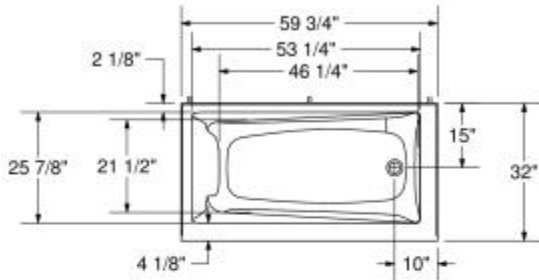
## Deck Width

4.125 In. - 105 mm

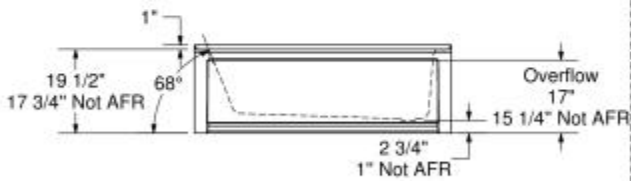
## Drain location:

Left

Right

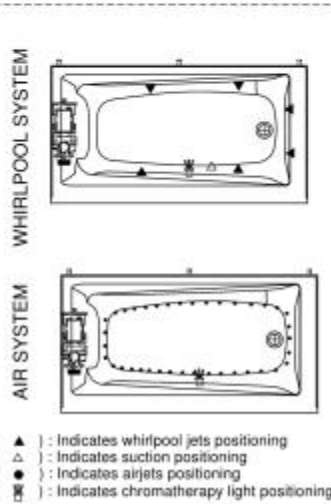


1" Single Integrated tiling flange (shown)



Wood support design may vary.  
Single integrated tiling flange: 1" height x 1/4" thickness (shown)

All dimensions are approximate.  
Structure measurement must be verified against the unit to ensure proper fit.



Project: \_\_\_\_\_

Contractor: \_\_\_\_\_

Representative: \_\_\_\_\_

Date: \_\_\_\_\_

Tel: \_\_\_\_\_

Notes: \_\_\_\_\_

\_\_\_\_\_

\_\_\_\_\_