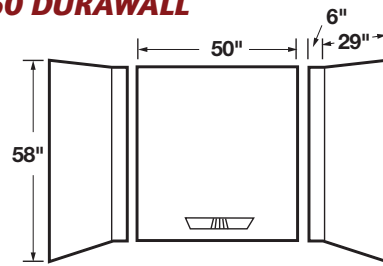


## Premium Fiberglass Bathtub Walls – Adhesive Mount, Code Accepted (See page 8)



### 350 DURAWALL®



#### Model Color

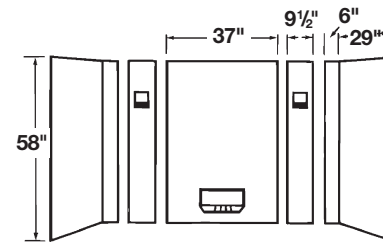
350WHT	White
350BN	Bone
350BT	Biscuit

Fits 30" x 60" Bathtub  
Caulking and adhesive provided

**General:** Furnish and install as shown on plans, DURAWALL® Bathtub Walls Model 350, as manufactured by E. L. Mustee & Sons, Inc. The wall system shall be three-piece construction with molded-in shelf. Panels shall include 20% fiberglass reinforced composite material and be manufactured with matched metal molds under extreme heat and pressure with a uniform thickness of 85 mils. Shall be semi-gloss, scuff-resistant surface. Unit shall meet ANSI Specification Z 124-2017. Color: \_\_\_\_\_ (White, Bone, Biscuit).



### 500 DURAWALL®



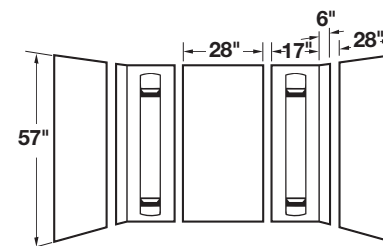
500WHT White

Fits 30" x 60" Bathtub

**General:** Furnish and install as shown on plans, DURAWALL® Bathtub Walls Model 500, as manufactured by E. L. Mustee & Sons, Inc. The wall system shall be five-piece construction with three molded-in shelves. Panels shall include 20% fiberglass reinforced composite material and be manufactured with matched metal molds under extreme heat and pressure with a uniform thickness of 85 mils. Shall be semi-gloss, scuff-resistant surface. Unit shall meet ANSI Specification Z 124-2017. Color: White.



### 557 DURAWALL®



557WHT White

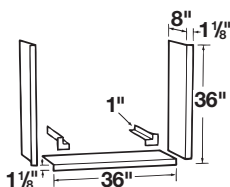
Fits 30" x 60" and 32" x 60" Bathtubs

**General:** Furnish and install as shown on plans, DURAWALL® Bathtub Walls Model 557, as manufactured by E. L. Mustee & Sons, Inc. The wall system shall be five-piece construction with four molded-in shelves. Panels shall include 20% fiberglass reinforced composite material and be manufactured with matched metal molds under extreme heat and pressure with a uniform thickness of 75 mils. Shall be matte finish, scuff-resistant surface. Unit shall meet ANSI Specification Z 124-2017. Color: White.

## 300.600 DURATRIM™ Fiberglass Window Kit – Code Accepted



Protect window above bathtub. Adhesive-mounted 5-piece fiberglass panels fit windows up to 36" wide with 8" sill depth. May be cut to fit sill and side moldings, easy to install.



300.600W White

300.600BN Bone

Adhesive provided.

**General:** Furnish and install as shown on plans, DURATRIM™ Window Trim Kit Model 300.600, as manufactured by E. L. Mustee & Sons, Inc. Made of fiberglass, consists of three 36" by 8" panels and two 8" by 1" corner molding pieces. Adhesive provided. Shall meet ANSI Specification Z 124-2017. Color: \_\_\_\_\_ (White, Bone).