


3739 CareGiver® EASY-ACCESS SHOWER FLOORS



The CareGiver® product line of Easy-Access Shower Floors provides quality-built, engineered solutions that enable safe, effortless shower access to those with limited or assisted mobility. Companion products include Fold-down Shower Seats and Grab Bars (See pages 26-27)

Features

- Slip-resistant surfaces...stain, mildew and mold resistant finish
- High quality molded fiberglass construction
- Uses standard 2" drain
- Available in white & bone matched finishes with Mustee wall systems (See pages 18-19)
- Easy to install and clean
- Meets ADA requirements as specified

ADA Accepted

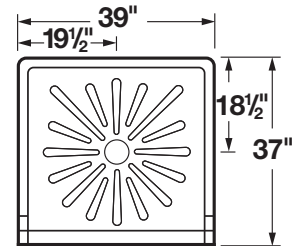
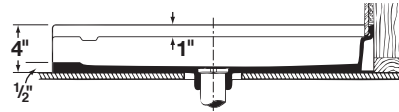
- Americans with Disabilities Act (ADA)
- Code of Federal Regulations July 1, 1997 and July 1, 2007 (ADA)
- American Society of Testing & Materials (ASTM) E-84



Transfer Shower Floor 37"x 39"




Model	Color	Drain
TRANSFER SHOWER FLOOR		
3739M	White	Center Drain



General: Furnish and install as shown on plans Transfer Shower Floor Model: _____, as manufactured by E. L. Mustee & Sons, Inc. Floor to be one piece, molded fiberglass made with matched metal molds. Surface to be slip-resistant Starburst® design that does not interfere with the flow of water. Size 37"x 39". Shoulder will be no less than 3" higher or less than 1" wide. Tiling flange will extend not less than 1" high to provide an integral water barrier. Threshold will be 1/2" high. Molded-in drain and drain seal for installation of 2" iron DWV (Sch. 40) PVC or ABS Sanitary drain pipe. Removable strainer. Shall meet ADA, ASTM D635, E-84 and D635, and Code of Federal Regulation July 1, 1997 and July 1, 2007. Color: White.

Accessories



- CareGiver® Safety Grab Bars, see page 26



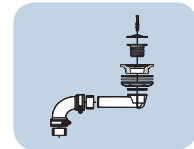
- CareGiver® Fold-Down Shower Seats, see page 27



- DURAWALL® Shower Walls, see pages 13-17




- GapSeal-Pro™ Model 60.320A, see page 21



- Drain Assemblies, see page 23

360.210 Continuous Water Barrier Kit



360.210 Continuous Water Barrier Kit – Creates an effective water barrier for the shower threshold that easily collapses for wheelchairs or walkers then instantly reforms to keep water from escaping. Length 67".