



## DURASTALL® FREE-STANDING SHOWER STALL

Few could argue about the benefits of having an extra shower at home, in a cabin, pool side, etc. ...but, only Mustee free-standing shower stall delivers the best in features, benefits, durability and quality!



### 80, 140 DURASTALL®

Model	Nom. Size	Type Base	A	B	C	D
80	32" x 32"	Standard	32 <sup>5</sup> / <sub>8</sub> "	75 <sup>3</sup> / <sub>8</sub> "	16 <sup>5</sup> / <sub>16</sub> "	24"
140	36" x 36"	Standard	36 <sup>5</sup> / <sub>8</sub> "	75 <sup>3</sup> / <sub>8</sub> "	18 <sup>5</sup> / <sub>16</sub> "	28"

**General:** Furnish and install as shown on plans, a free-standing DURASTALL® Shower Stall Model: \_\_\_\_\_, as manufactured by E. L. Mustee & Sons, Inc. Consist of three, white high-gloss thermoplastic walls, molded top frame, rigid aluminum front supports, one-piece wrap-around railing with built-in soap dish and container. Skid-resistant floor with drain assembly, shower head and valve, shower curtain and rod, plus assembly hardware.

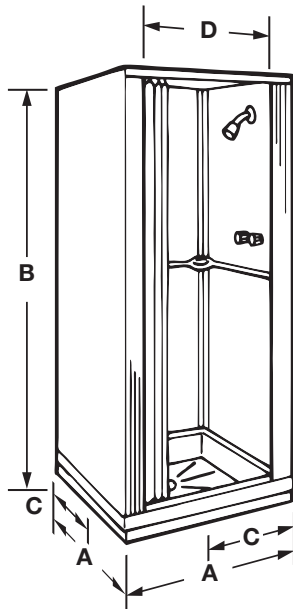

### 30, 68 DURASTALL®

30	30" x 30"	Standard	30 <sup>1</sup> / <sub>8</sub> "	73"	15 <sup>1</sup> / <sub>16</sub> "	24"
68	32" x 32"	Standard	32 <sup>5</sup> / <sub>8</sub> "	74 <sup>3</sup> / <sub>4</sub> "	16 <sup>5</sup> / <sub>16</sub> "	24"

**General:** Furnish and install as shown on plans, a free-standing DURASTALL® Shower Stall Model: \_\_\_\_\_, as manufactured by E. L. Mustee & Sons, Inc. Consist of three, white, high-gloss thermoplastic walls, molded top frame, rigid thermoplastic front supports, one-piece, wrap-around railing with built-in soap dish and container. Skid-resistant floor with drain assembly, shower head and valve, shower curtain and rod, plus assembly hardware.

### Features

- Standard components include...
  - Slip-resistant floor with drain
  - Shower valve
  - Curtain
  - Safety railing with molded in soap dish and shampoo holder
- Bases include a PVC drain for connection to a 2" (Sch. 40) ABS, PVC or iron DWV pipe
- Knock-down construction makes portability extremely easy
- Shower stall materials are mold and mildew-resistant



### Accessories

#### Shower Doors – Install to Open from Either Side

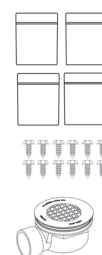
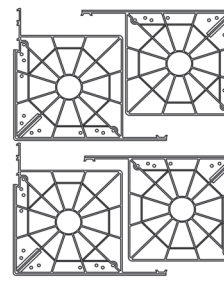
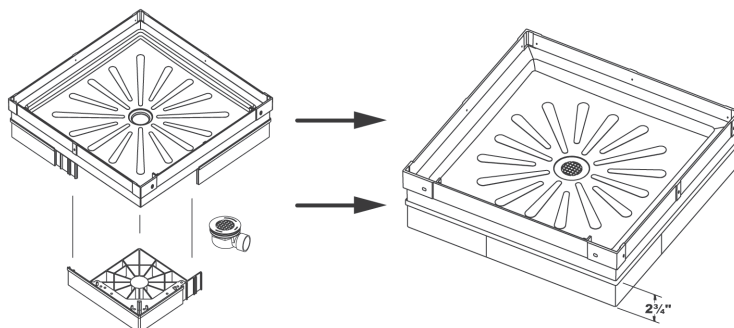
Shower doors are available, featuring aluminum frames with magnetic latch mount to open left or right.

Model	Opening	Height	Fits DURASTALL® Models
GLASS DOOR – obscure, tempered safety glass panel with aluminum frame			
88.700	24"	64"	80
48.700	28"	64"	140

#### Extended Base Kit – Extension raises the base up 2 <sup>3</sup>/<sub>4</sub>"

Add this kit to the bottom of the standard base included in the Mustee Model 80 or 140 DURASTALL® Shower Stall (bought after 6-01-16) to raise the base up by 2 <sup>3</sup>/<sub>4</sub>". This will allow you to run a 1 <sup>1</sup>/<sub>2</sub>" PVC pipe (not included) from under the shower floor, on top of the sub-floor to an existing drain. The drain can be positioned so the pipe can come out from under the shower floor in one of four directions.

Model	Max. Size	Fits DURASTALL® Models
86.500	36" x 36" x 2 <sup>3</sup> / <sub>4</sub> "	80, 140



**Kit includes:**  
4 Extension Blocks  
1 82.400A Drain Kit