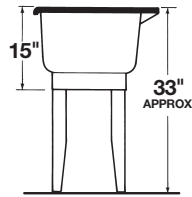


CO-POLYPURE™ LAUNDRY TUBS

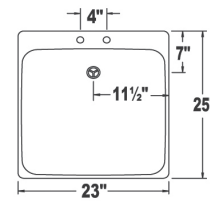
14 UTILATUB® Laundry Tub



Side Views



Top Views



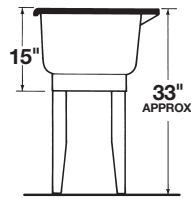
Model	Mount	Width*	Length*	
14 UTILATUB®				
14	Floor	23"	25"	
20-Gallon Capacity Two holes predrilled				

General: Furnish and install as shown on plans, UTILATUB® Laundry/Utility Tub Model 14 as manufactured by E. L. Mustee & Sons, Inc. Model 14 shall be one-piece molded Co-PolyPure™ tub complete with drain and floor hardware. Shall meet ANSI Specification Z 124-2017 Color: White with satin finish.

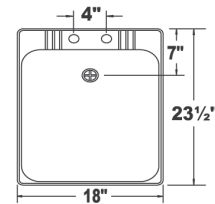
12 UTILATUB® Laundry Tub



Side Views



Top Views



Model	Mount	Width*	Length*	
12 UTILATUB®				
12	Floor	18"	23 1/2"	
14-Gallon Capacity Two holes predrilled				

General: Furnish and install as shown on plans, UTILATUB® Laundry/Utility Tub Model 12 as manufactured by E. L. Mustee & Sons, Inc. Model 12 shall be one-piece molded Co-PolyPure™ tub complete with drain and floor hardware. Shall meet ANSI Specification Z 124-2017 Color: White with satin finish.

Accessories

19.204A UTILATOP™ – Laundry Tub Top Cover



Conceals tub interior and provides additional counter space. Heavy-duty, molded UTILATOP™ fits Mustee's 19F (floor), 19W (wall), 18F (floor) and 18W (wall) UTILATUB® Laundry Tubs. White, colorfast surface is easy to clean.

93.600 – Laundry Tub Faucet



Chrome-finish, 4" center set, 6" swing spout with aerator and hose-end.



20.600 – Faucet Block



Deluxe molded faucet block mounts to laundry tub when using a clamp-on faucet with overhead water supply.