

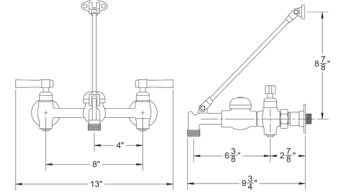
- 6 OPTIONAL SEALS** — For installations with following pipe, order separately.

65.308 — for 2" PVC, ABS and iron
 65.309 — for 3" PVC, ABS and iron, included with mop basin
 65.311 — for 3" soil pipe (no hub)

MOP SERVICE BASIN ACCESSORIES

To complete a commercial or residential mop service basin installation, specify and install Mustee's mop service faucet and companion products listed below.

- 1 63.600A SERVICE FAUCET** — Chrome plated brass service sink faucet, 1/2" pipe eccentric inlets on 8" centers. Vacuum breaker integral stops, chrome plated (H&C) handles, 3/4" hose end spout with pail hook, top reinforcing bar and mounting bracket. Shall meet ANSI Specifications A112.1.1, Section 2.9 and A112.18.1M, CSA Listed. **ANSI**



- 2 65.700 HOSE and HOSE HOLDER** — Heavy-duty 5/8" diameter, reinforced 31" rubber hose with brass couplings on one end. Spring loaded, molded rubber hose holder mounts on stainless steel wall plate.



- 3 65.600 MOP HANGER** — Three spring-loaded rubber holders mounted to 3" x 22" stainless steel wall plate. Wall anchors and mounting screws included.

- 4 BUMPER GUARDS** — Protect rims, snap-on

High impact resistant vinyl

63.401 — 20 3/4" long white, fits Models 63M and 65M
 65.403 — 32 3/4" long white, fits Model 65M

Stainless steel

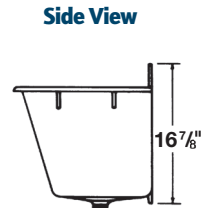
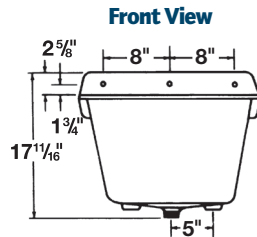
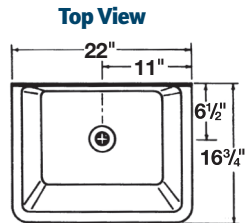
63.403 — 20 3/4" long, fits Models 63M and 65M
 65.404 — 32 3/4" long, fits Model 65M

- 5 DURAGUARD™ WALL GUARDS** — Protect wall surfaces, 12" height, 20 gauge, #304 stainless steel.

67.2424 — two panels and bracket for 24"x 24" corner
 67.2436 — two panels and bracket for 24"x 36" corner
 67.24C — one 24" panel and corner bracket
 67.36C — one 36" panel and corner bracket

16 SERVICE MOP SINK

Wall-mounted mop sink installs anywhere, including the utility room, basement, garage or outdoors. Ideal for cleaning large utensils. Molded-in drain assembly for standard 1 1/2" trap.



Model	Length*	Width*
16	16 3/4"	22"

12-Gallon Capacity

* Length (front to back); Width (left to right).



General: Furnish and install as shown on plans, UTILATUB® Mop Sink Model 16, as manufactured by E. L. Mustee & Sons, Inc. One-piece molded construction using structural Co-PolyPure™ thermoplastic, complete with molded-in drain assembly for 1 1/2" traps, wall mount.