


► **80 YEARS**  
OF THE INDUSTRY'S  
FINEST PRODUCTS.  
  
**AND COUNTING.**



- **Mueller Industries' Streamline® brand of tube, fittings, valves and related products have set the Plumbing, HVAC and Refrigeration Industry's standard of excellence for over 80 years. Known for quality, precision fit and reliable performance, we're proud to be the preferred and specified brand of professionals all around the world.**





## **Streamline<sup>®</sup> Past and Future.**

When Mueller Industries introduced the world's first solder-type copper fittings under the Streamline brand in 1930, the plumbing industry changed forever.

Those then-revolutionary Streamline copper solder-jointed fittings were strong, precise and reliable, which helped establish all-copper plumbing systems as the industry standard.


Today, Streamline stands for 80 years of excellence in Plumbing, HVAC and Refrigeration flow-control products. Manufactured in the U.S.A. in our many modern, state-of-the-art facilities, Streamline copper tube, fittings and line sets; plastic pipe and fittings; brass flare fittings; refrigeration valves and protection devices are known and respected all over the world for consistency, precision fit and unfailing performance.






**Streamline®**

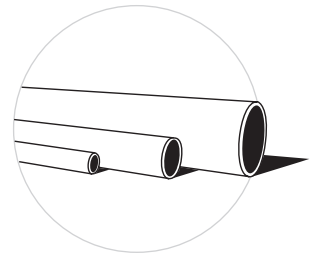
PREMIUM QUALITY TUBE & PIPE MANUFACTURED TO  
**THE ABSOLUTE HIGHEST STANDARDS.**



# TUBE & PIPE



▶ A global leader in premium-quality tube and pipe products since the early 1900's, Streamline® copper tube, line sets and ABS DWV pipe are manufactured in the USA to the absolute highest quality standards. From our pioneering of nitrogen charged ACR copper tube to the precision manufacturing of our ABS DWV pipe, our products reflect many industry first innovations and leading technologies. Each tube and pipe product line offers a full selection of choices to meet the needs of our customers' plumbing, air-conditioning, refrigeration, medical gas and other specialty applications.



- Copper Tube
- Plastic Coated Copper Tube
- Level Wound Copper Tube
- Line Sets
- ABS DWV Pipe

***Streamline***®

# COPPER SOLDER-JOINT PRESSURE FITTINGS



Streamline® Copper Solder-Joint Fittings for supply/pressurized systems have been the leading brand of copper fittings for over 80 years. Available in both wrought copper and cast bronze, our product selection has grown to become the most extensive in the industry. We are the acknowledged experts at engineering and manufacturing precision solder-joint copper fittings. Quality, consistency and reliability have made the Streamline® brand trusted and specified all around the world.



\*\* Applies to Wrot fittings only.



- For use in above-ground potable water supply systems
- Constructed of high-grade copper or bronze materials
- Made to applicable ASME standards B16.15, B16.18, B16.22, B16.24, B16.50, B1.20.1
- Wrot fittings meet NSF 61G



## Adapter • Female

C x FPT  
Wrot Style #: WC-402  
Cast Style #: C-102\*



\*\* Applies to Wrot Fittings only

Item No.	Diameter	Each Wt.	Inner Qty.	Master Carton
W 01207	1/8"	0.0355	100	1500
W 01215	1/4"	0.0446	50	750
W 01225	3/8"	0.0676	50	750
WB01231	1/2"	0.0983	50	500
WB01246	3/4"	0.1389	25	250
WB01263	1"	0.2535	10	100
W 01271	1-1/4"	0.4548	10	100
W 01279	1-1/2"	0.5329	10	100
W 01287	2"	0.565	1	50
W 01296	2-1/2"	1.224	1	25
W 01297	3"	1.833	1	15
A 01926*	4"	3.82	1	10
A 02007*	5"	9	1	5
W 01204	1/8" x 1/2"	0.1012	100	300
W 01205	1/8" x 3/8"	0.0525	100	700
W 01206	1/8" x 1/4"	0.0432	100	900
W 01214	1/4" x 3/8"	0.0626	50	1000
W 01216	1/4" x 1/8"	0.0313	100	1500
W 01223	3/8" x 3/4"	0.158	50	300

(CONTINUED FROM PREVIOUS COLUMN)

Item No.	Diameter	Each Wt.	Inner Qty.	Master Carton
W 01224	3/8" x 1/2"	0.0959	50	500
W 01226	3/8" x 1/4"	0.0557	50	750
WB01230	1/2" x 3/4"	0.1594	25	250
W 01232	1/2" x 3/8"	0.0708	50	500
W 01233	1/2" x 1/4"	0.0585	50	500
W 01238	5/8" x 3/4"	0.1538	50	500
W 01239	5/8" x 1/2"	0.0892	50	500
W 01245	3/4" x 1"	0.275	25	250
W 01247	3/4" x 1/2"	0.109	25	250
A 04122*	3/4" x 3/8"	0.17	50	200
W 01261	1" x 1-1/4"	0.28	10	100
W 01264	1" x 3/4"	0.216	25	250
W 01265	1" x 1/2"	0.2474	20	200
W 01270	1-1/4" x 1-1/2"	0.5026	10	100
W 01272	1-1/4" x 1"	0.3297	10	100
W 01278	1-1/2" x 2"	0.7374	1	60
W 01280	1-1/2" x 1-1/4"	0.3944	10	100
W 01288	2" x 1-1/2"	0.738	5	50

## COPPER FITTINGS | COPPER PRESSURE FITTINGS



### Flange (Companion) • Class 125

C x Flange  
Cast Style #: F-940\*

Item No.	Diameter	Each Wt.	Inner Qty.	Master Carton
A 02881*	1/2"	0.4870	1	50
A 02882*	3/4"	0.7110	1	50
A 02883*	1"	0.9890	1	12
A 02884*	1-1/4"	1.1420	1	12
A 02885*	1-1/2"	1.6410	1	10
A 02886*	2"	2.7420	1	8
A 02887*	2-1/2"	3.7940	1	6
A 02888*	3"	4.9500	1	6
A 02889*	4"	6.8980	1	2
A 02890*	5"	9.0390	1	2
A 02891*	6"	13.1800	1	2
A 04152*	8"	25.9000	1	1



### Flange (Companion) • Class 150

C x Flange  
Cast Style #: F-900\*

Item No.	Diameter	Each Wt.	Inner Qty.	Master Carton
A 04114*	3/4"	1.1470	1	40
A 02933*	1"	1.5930	1	12
A 03806*	1-1/4"	2.0370	1	12
A 03907*	1-1/2"	2.4330	1	12
A 02980*	2"	3.6700	1	8
A 02746*	2-1/2"	5.8290	1	6
A 02802*	3"	7.4470	1	6
A 01940*	4"	10.3500	1	2
A 02052*	5"	15.6880	1	2
A 02149*	6"	17.9140	1	2



### Plug • Fitting

FTG  
Wrot Style #: WC-416  
(Brass)



Item No.	Diameter	Each Wt.	Inner Qty.	Master Carton
A 01402	1/8"	0.0073	50	500
A 01392	3/8"	0.0200	50	2000
A 01504	1/2"	0.0305	50	1200
A 01529	3/4"	0.0700	50	600
A 01556	1"	0.1208	25	300
A 01590	1-1/4"	0.1950	180	180
A 01628	1-1/2"	0.2822	10	120



### P-Trap • Pressure

C x C  
Wrot Style #: WE-554P



Item No.	Diameter	Each Wt.	Inner Qty.	Master Carton
W 60999	1/2"	0.3794	10	50
W 61008	5/8"	0.5100	10	50
W 61000	3/4"	0.6260	5	25
W 61001	1"	0.8720	3	15
W 61002	1-1/4"	1.1639	4	20
W 61003	1-1/2"	2.2755	1	4
W 61009	2"	3.8732	1	3



### Return Bend

C x C  
Wrot Style #: WE-512



Item No.	Diameter	Each Wt.	Inner Qty.	Master Carton
W 06025	1/4" x 4-1/2"	0.0958	25	150
W 06020	1/4" x 1-1/2"	0.0164	25	850
W 06048	3/8" x 6"	0.2078	100	100
W 06045	3/8" x 4"	0.1424	200	200
W 06041	3/8" x 3"	0.1133	25	250
W 06036	3/8" x 2"	0.0600	50	300
W 06035	3/8" x 1-29/32"	0.0752	50	300
W 06032	3/8" x 1-1/2"	0.0623	50	500
W 06069	1/2" x 6"	0.2990	5	30
W 06062	1/2" x 3-3/8"	0.1800	10	100
W 06060	1/2" x 3"	0.1632	25	150
W 06058	1/2" x 2-1/2"	0.1436	25	250
W 06056	1/2" x 2-1/4"	0.1272	25	250
W 06053	1/2" x 1-7/8"	0.1100	25	250
W 06051	1/2" x 1-9/16"	0.0966	25	250
W 06084	5/8" x 4"	0.2462	120	120
W 06081	5/8" x 3-3/8"	0.2352	10	90
W 06077	5/8" x 2-1/2"	0.1717	10	100
W 06074	5/8" x 2-1/8"	0.1640	10	100
W 06073	5/8" x 2"	0.1515	10	100
W 06099	3/4" x 12"	0.8765	15	15
W 06095	3/4" x 3-3/8"	0.2899	10	100
W 06092	3/4" x 2-1/2"	0.2301	10	100
W 60111	1" x 3-1/4"	0.4890	5	50
W 60110	1" x 3"	0.4700	5	50
W 60121	1-1/4" x 3-3/4"	0.6467	5	50
W 60131	1-1/2" x 4-1/2"	0.9955	1	25
W 60140	2" x 5-1/2"	1.9200	1	15



### Return Bend • Closed

C x C  
Cast Style #: E-212\*

Item No.	Diameter	Each Wt.	Inner Qty.	Master Carton
A 04106*	3/4" x 1-5/16"	0.2910	10	100