


► **80 YEARS**  
OF THE INDUSTRY'S  
FINEST PRODUCTS.  
  
**AND COUNTING.**



- **Mueller Industries' Streamline® brand of tube, fittings, valves and related products have set the Plumbing, HVAC and Refrigeration Industry's standard of excellence for over 80 years. Known for quality, precision fit and reliable performance, we're proud to be the preferred and specified brand of professionals all around the world.**





## **Streamline<sup>®</sup> Past and Future.**

When Mueller Industries introduced the world's first solder-type copper fittings under the Streamline brand in 1930, the plumbing industry changed forever.

Those then-revolutionary Streamline copper solder-jointed fittings were strong, precise and reliable, which helped establish all-copper plumbing systems as the industry standard.


Today, Streamline stands for 80 years of excellence in Plumbing, HVAC and Refrigeration flow-control products. Manufactured in the U.S.A. in our many modern, state-of-the-art facilities, Streamline copper tube, fittings and line sets; plastic pipe and fittings; brass flare fittings; refrigeration valves and protection devices are known and respected all over the world for consistency, precision fit and unfailing performance.






**Streamline<sup>®</sup>**

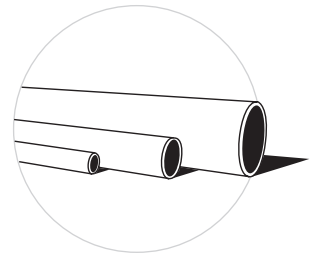
PREMIUM QUALITY TUBE & PIPE MANUFACTURED TO  
**THE ABSOLUTE HIGHEST STANDARDS.**



# TUBE & PIPE



▶ A global leader in premium-quality tube and pipe products since the early 1900's, Streamline® copper tube, line sets and ABS DWV pipe are manufactured in the USA to the absolute highest quality standards. From our pioneering of nitrogen charged ACR copper tube to the precision manufacturing of our ABS DWV pipe, our products reflect many industry first innovations and leading technologies. Each tube and pipe product line offers a full selection of choices to meet the needs of our customers' plumbing, air-conditioning, refrigeration, medical gas and other specialty applications.



- Copper Tube
- Plastic Coated Copper Tube
- Level Wound Copper Tube
- Line Sets
- ABS DWV Pipe

***Streamline***®

# COPPER SOLDER-JOINT DWV FITTINGS



Streamline® Copper Solder-Joint Fittings for DWV plumbing applications are available in both wrot copper and cast bronze materials. Designed for use in non-pressurized sanitary systems, these fittings commonly feature shorter solder cup designs and more sweeping turns. They are available in a wide range of diameters, styles and connections to meet most all sanitary system applications.



\*\* Applies to Wrot Fittings only.



- For use in non-pressurized drain, waste and vent sanitary systems
- Constructed of high-grade copper or bronze materials
- Made to applicable ASME standards B16.23, B16.29
- Wrot fittings meet NSF 61G



## Adapter • Soil Pipe

C x Spigot  
Wrot Style #: DW-733  
Cast Style #: D-733\*



\*\* Applies to Wrot Fittings only

Item No.	Diameter	Each Wt.	Inner Qty.	Master Carton
W 07122	2"	0.4267	5	100
W 07133	3"	1.1150	5	40
A 07220*	4"	2.2290	1	15
A 07016*	1-1/4" x 2"	0.9320	1	50
W 07112	1-1/2" x 2"	0.6070	5	50
A 07322*	2" x 4"	2.3060	1	10
A 07169*	3" x 4"	2.7750	1	20



## Adapter • Soil Pipe

C x No Hub  
Cast Style #: D-736N\*

Item No.	Diameter	Each Wt.	Inner Qty.	Master Carton
A 07486*	2"	0.3960	1	50
A 07488*	3"	0.7500	1	50
A 07485*	1-1/2" x 2"	0.4270	1	50



## Adapter • Trap

FTG x SJ  
Wrot Style #: DW-724F  
Cast Style #: D-724F\*



\*\* Applies to Wrot Fittings only

Item No.	Diameter	Each Wt.	Inner Qty.	Master Carton
A 11563*	1-1/4"	0.2540	10	100
A 11564	1-1/2"	0.2800	1	10
A 11566	1-1/2" x 1-1/4"	0.2580	10	100



## Adapter • Trap

C x SJ  
Wrot Style #: DW-724



Item No.	Diameter	Each Wt.	Inner Qty.	Master Carton
A 11355	1-1/4"	0.2200	1	25
A 11356	1-1/2"	0.3280	1	10
A 11383	1-1/2" x 1-1/4"	0.3958	1	10

## COPPER FITTINGS | COPPER DWV FITTINGS



### Test Cap

C  
Wrot Style #: DW-798T



Item No.	Diameter	Each Wt.	Inner Qty.	Master Carton
W 07634	1/2"	0.0025	500	3000
W 07635	3/4"	0.0041	100	600
W 07636	1"	0.0059	100	600
W 07637	1-1/4"	0.0080	100	600
W 07638	1-1/2"	0.0107	100	600
W 07639	2"	0.0165	50	300
W 07640	3"	0.0428	50	300



### T-Y • Long Turn

C x C x C  
Cast Style #: D-715\*

Item No.	Diameter	Each Wt.	Inner Qty.	Master Carton
A 07082*	1-1/4"	0.9260	1	50
A 07041*	1-1/2"	0.8700	1	10
A 07083*	2"	1.8350	1	10
A 07158*	3"	3.6860	1	10
A 07273*	4"	9.0000	1	4
A 07084*	2" x 2" x 1-1/2"	1.0200	1	25
A 07159*	3" x 3" x 2"	2.7810	1	10



### T-Y • Long Turn (Double)

C x C x C x C  
Cast Style #: D-717\*

Item No.	Diameter	Each Wt.	Inner Qty.	Master Carton
A 07061*	1-1/2"	1.2500	1	25
A 07089*	2"	2.8310	1	10
A 07090*	2" x 2" x 1-1/2" x 1-1/2"	1.9630	1	25



### Vent Increaser

C x Tube  
Wrot Style #: DW-752



Item No.	Diameter	Each Wt.	Inner Qty.	Master Carton
W 70112	3" x 4" x 18"	4.3694	1	6
W 70111	3" x 4" x 24"	5.9046	1	5



### Drum Trap • Swivel

C x C x C.O.  
Cast Style #: D-778\*

Item No.	Diameter	Each Wt.	Inner Qty.	Master Carton
A 11395*	3" x 6" x 1-1/2"	2.8960	1	10



### 45° Wye

C x C x C  
Cast Style #: D-719\*

Item No.	Diameter	Each Wt.	Inner Qty.	Master Carton
A 07005*	1-1/4"	0.6300	1	50
A 07037*	1-1/2"	0.8710	1	50
A 07077*	2"	1.2400	1	25
A 07150*	3"	2.7670	1	20
A 07200*	4"	5.5470	1	5
A 07078*	2" x 2" x 1-1/2"	1.1460	1	50
A 07079*	2" x 2" x 1-1/4"	1.0110	1	50
A 07249*	2" x 1-1/2" x 2"	1.1550	1	40
A 07318*	2" x 1-1/2" x 1-1/2"	0.8500	1	50
A 07152*	3" x 3" x 2"	2.0350	1	25
A 07153*	3" x 3" x 1-1/2"	1.6860	1	25
A 07315*	4" x 4" x 3"	3.9590	1	10
A 07203*	4" x 4" x 2"	2.9040	1	10



### P-Trap • w/Cleanout

C x SJ  
Cast Style #: D-763\*

Item No.	Diameter	Each Wt.	Inner Qty.	Master Carton
A 15660*	1-1/2"	1.7980	1	20
A 15661*	2"	2.6550	1	25



### 45° Wye • Double

C x C x C x C  
Cast Style #: D-720\*

Item No.	Diameter	Each Wt.	Inner Qty.	Master Carton
A 07039*	1-1/2"	1.1150	1	50
A 07080*	2"	2.0000	1	20
A 07379*	3"	3.9500	1	10
A 07081*	2" x 2" x 1-1/2" x 1-1/2"	1.2620	1	25