



Mueller Industries' Streamline PRS™ press fittings are the trusted, quality solution to flameless copper joining.

Streamline PRS™ is Mueller Industries' solution for professionals choosing to join copper tubing through the use of press technology. The company's Streamline® brand has been the trusted name in copper piping systems since 1930. With Streamline PRS™, this heritage of quality and reliability is now available for contractors preferring flameless, mechanical press joining.

- 1/2" – 4" including couplings, elbows, tees, adapters, fitting reducers, caps, and flanges
- Extensive offering of reducing tees
- Leak detection feature identifies un-crimped connections
- Compatible with most common pressing tools and jaws in the market
- EPDM (Ethylene Propylene Diene Monomer) seals are factory-installed & lubricated
- Packaged in common industry quantities

TABLE OF CONTENTS

BENEFITS.....	4	FEATURES	19
SYSTEM DATA.....	5	TESTING WITH LEAK DETECTION	20
DIMENSIONAL DATA.....	6-15	INSTALLATION GUIDELINES	21-24
TOOLS & JAWS	16	FAQ'S	25-26
ENGINEERING DATA.....	17		
INSTALLATION INSTRUCTIONS.....	18		

STREAMLINE®

THE BEST IN THE JOINT.®

Since 1930, Mueller Industries' Streamline® brand has been the preferred choice of professionals around the world.

Trust your copper piping system with the proven performance and reliability of Streamline® products.

- Copper Plumbing Tube
- Copper AC & Refrigeration Tube
- Copper Oxygen & Medical Gas Tube
- Copper Temperature Control Tube
- Copper Plastic-Coated Tube
- Copper-Iron Tube (XHP™)
- Copper Line Sets & Mini Split Line Sets
- Copper Lines Sets with Duraguard™ PE/UV Insulation
- Copper Solder-Joint Fittings & Flanges
- Copper Press-Joint Fittings & Flanges (PRS™)
- Copper Push-Fit Fittings (PSH™)
- Copper-Iron Braze-Joint Fittings (XHP™)
- Copper Braze-Joint Oxygen/Medical Gas Fittings
- Cast Bronze Fittings & Flanges
- Brass 45° Flare Fittings & Flanges
- Plumbing Valves
- Refrigeration Valves & Manifolds
- AC/R Protection Devices

WHY STREAMLINE PRS™?

Press technology is growing in use as installers seek alternative methods due to skilled labor constraints and other factors. Its common piping system applications today range from those in new commercial building construction, to MRO factory maintenance, to retrofit and remodel of existing flow control systems. Since the first design was patented, there have been a number of important evolutionary modifications. These improvements have been focused on providing greater ease of installation and on increasing the reliability of modern press technology.

Streamline PRS™ builds upon these advancements and continues the quest of improved joint design, increased holding power, and greater reliability. With patented design improvements and rigorous testing requirements, we are confident that we have accomplished all of these objectives.

We understand that press tool and jaw sets are an expensive investment for the contractor and inventory item for wholesalers. Therefore, we focused on improvements to the seal mechanics, rather than the basic design of the fitting. With our design, Streamline PRS™ fittings are compatible with most tools and jaws on the market, making it easy for the end user.

With Streamline PRS™ we are confident that we have engineered a better, more reliable joint that will withstand higher pressures and will yield significantly improved anti-creep performance.



QUALITY

SYSTEM DESCRIPTION

Streamline PRS™ mechanical press copper fittings are for use in plumbing or mechanical applications. Sizes range from 1/2" – 4" and the fittings are designed to join ASTM B88 (Types K, L, M) hard-drawn copper tube (1/2" – 4") and soft copper tube (1/2" – 1-1/4").

FITTINGS

- 350 line items available, including elbows, couplings, fitting reducers, tees, adapters, unions, caps, flanges, and accessories.
- All fittings are made of either wrought copper or lead-free brass.

APPLICATIONS/COMPLIANCE

- All tubing must comply with the ASTM B88 standard.
- Approved for installations in above and below ground applications as allowed by local code.
- Approved for use as mechanical joints in exposed or behind-the-wall applications

OPERATING PARAMETERS

- Operating pressure: 200 PSI CWP max
- Operating temperature range: -20°F – 250°F

SYSTEM BENEFITS

- Fast and easy to use
- Flameless
- Permanent connections
- Size range from 1/2" to 4"
- Large selection of fittings
- Consistent professional appearance
- Less equipment required
- Environmentally friendly system
- Compatibility of fittings and tools

APPROVED SYSTEMS

- Potable water
- Hydronic heating (w/ glycol)
- Chilled water
- Compressed air (200 PSI max)
- Non-medical gases (140 PSI max)
- Low pressure steam (15 PSI max)
- Vacuum (24.5" mercury max @ 68°F)

WARRANTY

Streamline PRS™ fittings carry a 50-year limited warranty against defects in material and workmanship.

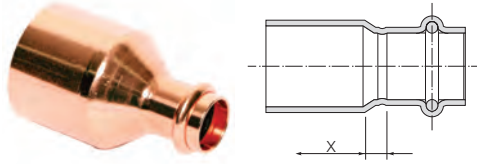
APPROVALS & CERTIFICATIONS

- ASME B16.51
- IAPMO PS-117
- NSF/ANSI 61
- NSF/ANSI 372
- CSA
- ABS



FITTING REDUCER • SMALL

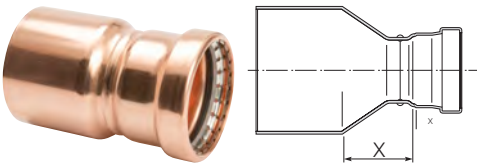
FTG X P



Item No.	Diameter	Approx Wt Lbs / Pc	Inner Qty Pcs / Bag	Master Qty Pcs / Box	Dimensions (Inch)	
					X	
PF 01326	3/4" x 1/2"	0.11	10	400	0.20	
PF 01339	1" x 1/2"	0.13	10	300	0.41	
PF 01337	1" x 3/4"	0.15	10	240	0.24	
PF 01347	1-1/4" x 1/2"	0.17	5	180	0.59	
PF 01345	1-1/4" x 3/4"	0.20	5	170	0.47	
PF 01343	1-1/4" x 1"	0.19	5	150	0.24	
PF 01355	1-1/2" x 1/2"	0.27	5	130	0.79	
PF 01353	1-1/2" x 3/4"	0.28	1	70	0.61	
PF 01351	1-1/2" x 1"	0.30	1	70	0.43	
PF 01350	1-1/2" x 1-1/4"	0.29	1	70	0.26	
PF 01364	2" x 1/2"	0.45	1	50	1.16	
PF 01362	2" x 3/4"	0.46	1	50	0.97	
PF 01360	2" x 1"	0.46	1	50	0.79	
PF 01359	2" x 1-1/4"	0.46	1	50	0.61	
PF 01358	2" x 1-1/2"	0.55	1	40	0.43	

FITTING REDUCER • LARGE

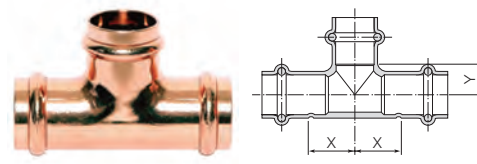
FTG X P



Item No.	Diameter	Approx Wt Lbs / Pc	Inner Qty Pcs / Bag	Master Qty Pcs / Box	Dimensions (Inch)	
					X	
PF 01370	2-1/2" x 1"	0.80	1	40	1.36	
PF 01369	2-1/2" x 1-1/4"	0.80	1	40	1.52	
PF 01368	2-1/2" x 1-1/2"	0.88	1	40	1.32	
PF 01367	2-1/2" x 2"	0.90	1	35	0.94	
PF 01379	3" x 1-1/4"	1.11	1	25	1.91	
PF 01378	3" x 1-1/2"	1.21	1	24	1.71	
PF 01377	3" x 2"	1.21	1	24	1.32	
PF 01376	3" x 2-1/2"	1.38	1	24	0.98	
PF 01389	4" x 2"	2.33	1	12	2.11	
PF 01388	4" x 2-1/2"	2.44	1	10	1.75	
PF 01387	4" x 3"	2.52	1	10	1.42	

TEE • SMALL

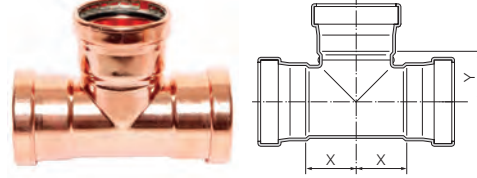
P X P X P



Item No.	Diameter	Approx Wt Lbs / Pc	Inner Qty Pcs / Bag	Master Qty Pcs / Box	Dimensions (Inch)	
					X	Y
PF 04006	1/2"	0.21	10	200	0.67	0.49
PF 04031	3/4"	0.35	10	120	0.81	0.55
PF 04048	1"	0.51	5	70	0.89	0.79
PF 04068	1-1/4"	0.66	1	45	0.96	0.83
PF 04084	1-1/2"	1.22	1	25	1.10	1.10
PF 40102	2"	1.73	1	15	1.30	1.34

TEE • LARGE

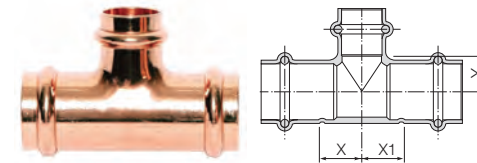
P X P X P



Item No.	Diameter	Approx Wt Lbs / Pc	Inner Qty Pcs / Bag	Master Qty Pcs / Box	Dimensions (Inch)	
					X	Y
PF 40123	2-1/2"	2.13	1	10	1.73	1.81
PF 40152	3"	3.01	1	7	2.01	2.11
PF 40200	4"	5.48	1	4	2.58	2.68

TEE • REDUCING • SMALL

P X P X P



Item No.	Diameter	Approx Wt Lbs / Pc	Inner Qty Pcs / Bag	Master Qty Pcs / Box	Dimensions (Inch)		
					X	X1	Y
PF 04047	1/2" x 1/2" x 3/4"	0.32	10	140	0.83	0.83	0.55
PF 04067	1/2" x 1/2" x 1"	0.72	5	60	2.28	2.28	0.80
PF 04043	3/4" x 1/2" x 1/2"	0.28	10	150	0.61	0.77	0.55
PF 04041	3/4" x 1/2" x 3/4"	0.33	5	120	0.81	0.89	0.55
PF 04033	3/4" x 3/4" x 1/2"	0.29	10	140	0.61	0.61	0.55
PF 04065	3/4" x 3/4" x 1"	0.77	5	60	2.11	2.11	0.79
PF 04062	1" x 1/2" x 3/4"	0.44	5	80	0.81	1.00	0.71
PF 04061	1" x 1/2" x 1"	0.48	5	80	0.89	1.22	0.79
PF 04058	1" x 3/4" x 1/2"	0.51	5	100	0.69	0.77	0.79
PF 04056	1" x 3/4" x 3/4"	0.43	5	100	0.81	0.96	0.71