

## WHY STREAMLINE PRS™?

Press technology is growing in use as installers seek alternative methods due to skilled labor constraints and other factors. Its common piping system applications today range from those in new commercial building construction, to MRO factory maintenance, to retrofit and remodel of existing flow control systems. Since the first design was patented, there have been a number of important evolutionary modifications. These improvements have been focused on providing greater ease of installation and on increasing the reliability of modern press technology.

Streamline PRS™ builds upon these advancements and continues the quest of improved joint design, increased holding power, and greater reliability. With patented design improvements and rigorous testing requirements, we are confident that we have accomplished all of these objectives.

We understand that press tool and jaw sets are an expensive investment for the contractor and inventory item for wholesalers. Therefore, we focused on improvements to the seal mechanics, rather than the basic design of the fitting. With our design, Streamline PRS™ fittings are compatible with most tools and jaws on the market, making it easy for the end user.

With Streamline PRS™ we are confident that we have engineered a better, more reliable joint that will withstand higher pressures and will yield significantly improved anti-creep performance.



# QUALITY

## SYSTEM DESCRIPTION

Streamline PRS™ mechanical press copper fittings are for use in plumbing or mechanical applications. Sizes range from 1/2" – 4" and the fittings are designed to join ASTM B88 (Types K, L, M) hard-drawn copper tube (1/2" – 4") and soft copper tube (1/2" – 1-1/4").

## FITTINGS

- 350 line items available, including elbows, couplings, fitting reducers, tees, adapters, unions, caps, flanges, and accessories.
- All fittings are made of either wrought copper or lead-free brass.

## APPLICATIONS/COMPLIANCE

- All tubing must comply with the ASTM B88 standard.
- Approved for installations in above and below ground applications as allowed by local code.
- Approved for use as mechanical joints in exposed or behind-the-wall applications

## OPERATING PARAMETERS

- Operating pressure: 200 PSI CWP max
- Operating temperature range: -20°F – 250°F

## SYSTEM BENEFITS

- Fast and easy to use
- Flameless
- Permanent connections
- Size range from 1/2" to 4"
- Large selection of fittings
- Consistent professional appearance
- Less equipment required
- Environmentally friendly system
- Compatibility of fittings and tools

## APPROVED SYSTEMS

- Potable water
- Hydronic heating (w/ glycol)
- Chilled water
- Compressed air (200 PSI max)
- Non-medical gases (140 PSI max)
- Low pressure steam (15 PSI max)
- Vacuum (24.5" mercury max @ 68°F)

## WARRANTY

Streamline PRS™ fittings carry a 50-year limited warranty against defects in material and workmanship.

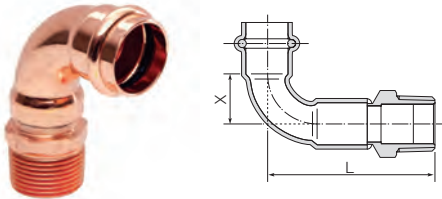
## APPROVALS & CERTIFICATIONS

- ASME B16.51
- IAPMO PS-117
- NSF/ANSI 61
- NSF/ANSI 372
- CSA
- ABS



## 90° ELBOW • MALE • SMALL

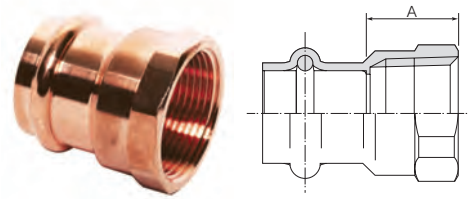
P X MPT



Item No.	Diameter	Approx Wt Lbs / Pc	Inner Qty Pcs / Bag	Master Qty Pcs / Box	Dimensions (Inch)	
					L	X
PF 01506	1/2"	0.23	5	200	2.82	0.75
PF 01531	3/4"	0.39	5	120	3.36	1.02
PF 01558	1"	0.60	1	65	3.76	1.30
PF 01593	1-1/4"	0.81	1	45	4.41	1.65
PF 01631	1-1/2"	1.42	1	25	5.22	2.01
PF 01679	2"	2.12	1	15	5.98	2.52

## ADAPTER • FEMALE • SMALL

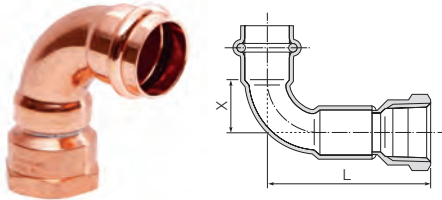
P X FPT



Item No.	Diameter	Approx Wt Lbs / Pc	Inner Qty Pcs / Bag	Master Qty Pcs / Box	Dimensions (Inch)
					A
PF 01231	1/2"	0.10	10	300	0.70
PF 01246	3/4"	0.17	10	150	0.87
PF 01263	1"	0.25	10	180	0.89
PF 01271	1-1/4"	0.35	1	80	0.96
PF 01279	1-1/2"	0.53	1	55	1.02
PF 01287	2"	0.78	1	40	1.06

## 90° ELBOW • FEMALE • SMALL


P X FPT



Item No.	Diameter	Approx Wt Lbs / Pc	Inner Qty Pcs / Bag	Master Qty Pcs / Box	Dimensions (Inch)	
					L	X
PF 01507	1/2"	0.23	5	200	2.65	0.75
PF 01532	3/4"	0.37	5	120	3.24	1.02
PF 01559	1"	0.55	1	60	3.57	1.30
PF 01594	1-1/4"	0.74	1	45	4.13	1.65
PF 01632	1-1/2"	1.34	1	25	4.95	2.01
PF 01680	2"	1.98	1	15	5.67	2.52

## ADAPTER • FEMALE • LARGE

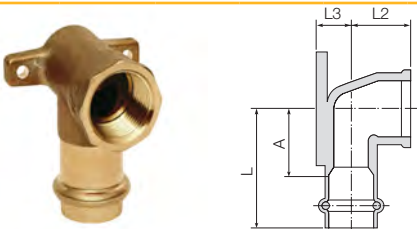
P X FPT



Item No.	Diameter	Approx Wt Lbs / Pc	Inner Qty Pcs / Bag	Master Qty Pcs / Box	Dimensions (Inch)
					A
PF 01296	2-1/2"	1.25	1	36	1.30
PF 01297	3"	1.85	1	24	1.54

## 90° ELBOW • DROP EAR • SMALL

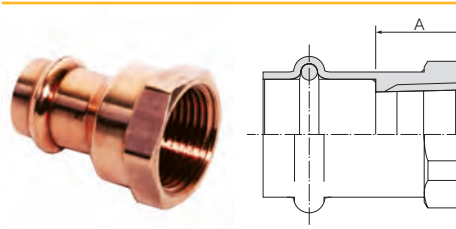
P X FPT



Item No.	Diameter	Approx Wt Lbs / Pc	Inner Qty Pcs / Bag	Master Qty Pcs / Box	Dimensions (Inch)			
					A	L	L2	L3
PF 01508	1/2"	0.25	5	100	0.88	1.63	0.76	0.75
PF 02581	3/4"	0.44	5	60	1.09	2.00	1.25	0.87

## ADAPTER • FEMALE • REDUCING • SMALL

P X FPT



Item No.	Diameter	Approx Wt Lbs / Pc	Inner Qty Pcs / Bag	Master Qty Pcs / Box	Dimensions (Inch)
					A
PF 01232	1/2" x 3/8"	0.07	10	300	0.53
PF 01230	1/2" x 3/4"	0.15	10	180	0.98
PF 01247	3/4" x 1/2"	0.17	10	180	0.71
PF 01265	1" x 1/2"	0.29	10	120	0.73
PF 01264	1" x 3/4"	0.22	10	200	0.71
PF 01261	1" x 1-1/4"	0.46	10	60	1.40
PF 01272	1-1/4" x 1"	0.29	1	100	0.85
PF 01270	1-1/4" x 1-1/2"	0.62	1	70	1.56
PF 01280	1-1/2" x 1-1/4"	0.46	1	70	0.94