

SYSTEM DESCRIPTION

Streamline PRS™ mechanical press copper fittings are for use in plumbing or mechanical applications. Sizes range from 1/2" – 4" and the fittings are designed to join ASTM B88 (Types K, L, M) hard-drawn copper tube (1/2" – 4") and soft copper tube (1/2" – 1-1/4").

FITTINGS

- 350 line items available, including elbows, couplings, fitting reducers, tees, adapters, unions, caps, flanges, and accessories.
- All fittings are made of either wrought copper or lead-free brass.

APPLICATIONS/COMPLIANCE

- All tubing must comply with the ASTM B88 standard.
- Approved for installations in above and below ground applications as allowed by local code.
- Approved for use as mechanical joints in exposed or behind-the-wall applications

OPERATING PARAMETERS

- Operating pressure: 200 PSI CWP max
- Operating temperature range: -20°F – 250°F

SYSTEM BENEFITS

- Fast and easy to use
- Flameless
- Permanent connections
- Size range from 1/2" to 4"
- Large selection of fittings
- Consistent professional appearance
- Less equipment required
- Environmentally friendly system
- Compatibility of fittings and tools

APPROVED SYSTEMS

- Potable water
- Hydronic heating (w/ glycol)
- Chilled water
- Compressed air (200 PSI max)
- Non-medical gases (140 PSI max)
- Low pressure steam (15 PSI max)
- Vacuum (24.5" mercury max @ 68°F)

WARRANTY

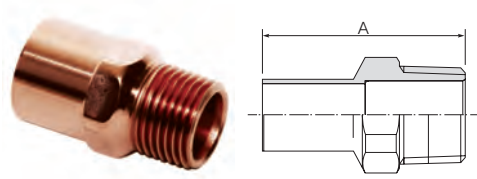
Streamline PRS™ fittings carry a 50-year limited warranty against defects in material and workmanship.

APPROVALS & CERTIFICATIONS

- ASME B16.51
- IAPMO PS-117
- NSF/ANSI 61
- NSF/ANSI 372
- CSA
- ABS

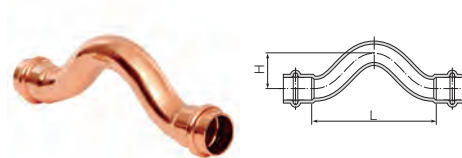


ADAPTER • MALE • STREET REDUCING • SMALL FTG X MPT



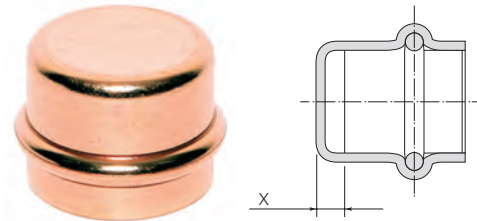
Item No.	Diameter	Approx Wt Lbs / Pc	Inner Qty Pcs / Bag	Master Qty Pcs / Box	Dimensions (Inch)
					A
PF 01434	1/2" x 3/4"	0.18	5	200	2.05
PF 01447	3/4" x 1/2"	0.16	5	200	1.95
PF 01464	1" x 3/4"	0.20	5	200	2.03

COUPLING • CROSS OVER • SMALL P X P



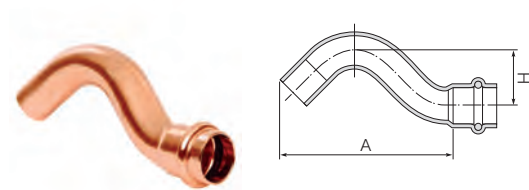
Item No.	Diameter	Approx Wt Lbs / Pc	Inner Qty Pcs / Bag	Master Qty Pcs / Box	Dimensions (Inch)	
					H	L
PF 02535	1/2"	0.21	10	200	0.94	3.33
PF 02583	3/4"	0.39	10	100	1.28	4.84

CAP • SMALL P




Item No.	Diameter	Approx Wt Lbs / Pc	Inner Qty Pcs / Bag	Master Qty Pcs / Box	Dimensions (Inch)
					X
PF 07007	1/2"	0.05	10	450	0.10
PF 07009	3/4"	0.08	10	450	0.11
PF 07011	1"	0.10	5	250	0.11
PF 07012	1-1/4"	0.15	1	100	0.11
PF 07013	1-1/2"	0.28	1	80	0.12
PF 07014	2"	0.41	1	55	0.13

COUPLING • CROSS OVER • STREET • SMALL FTG X P



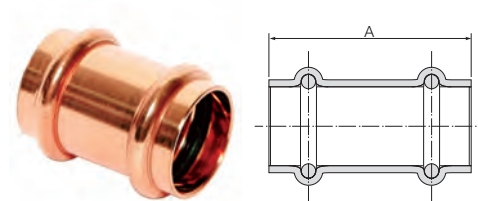
Item No.	Diameter	Approx Wt Lbs / Pc	Inner Qty Pcs / Bag	Master Qty Pcs / Box	Dimensions (Inch)	
					A	H
PF 12535	1/2"	0.15	10	250	3.78	0.94
PF 12583	3/4"	0.31	10	100	5.31	1.28

CAP • LARGE P



Item No.	Diameter	Approx Wt Lbs / Pc	Inner Qty Pcs / Bag	Master Qty Pcs / Box	Dimensions (Inch)
					X
PF 07015	2-1/2"	0.68	1	40	0.33
PF 07016	3"	0.97	1	36	0.33
PF 07018	4"	1.68	1	24	0.39

COUPLING • NO STOP • SMALL P X P



Item No.	Diameter	Approx Wt Lbs / Pc	Inner Qty Pcs / Bag	Master Qty Pcs / Box	Dimensions (Inch)
					A
PF 01903	1/2"	0.08	10	450	1.50
PF 01905	3/4"	0.13	10	260	1.81
PF 01906	1"	0.16	5	170	1.81
PF 01907	1-1/4"	0.22	1	80	2.05
PF 01908	1-1/2"	0.46	1	50	2.83
PF 01909	2"	0.61	1	35	3.15