

## SYSTEM DESCRIPTION

Streamline PRS™ mechanical press copper fittings are for use in plumbing or mechanical applications. Sizes range from 1/2" – 4" and the fittings are designed to join ASTM B88 (Types K, L, M) hard-drawn copper tube (1/2" – 4") and soft copper tube (1/2" – 1-1/4").

## FITTINGS

- 350 line items available, including elbows, couplings, fitting reducers, tees, adapters, unions, caps, flanges, and accessories.
- All fittings are made of either wrought copper or lead-free brass.

## APPLICATIONS/COMPLIANCE

- All tubing must comply with the ASTM B88 standard.
- Approved for installations in above and below ground applications as allowed by local code.
- Approved for use as mechanical joints in exposed or behind-the-wall applications

## OPERATING PARAMETERS

- Operating pressure: 200 PSI CWP max
- Operating temperature range: -20°F – 250°F

## SYSTEM BENEFITS

- Fast and easy to use
- Flameless
- Permanent connections
- Size range from 1/2" to 4"
- Large selection of fittings
- Consistent professional appearance
- Less equipment required
- Environmentally friendly system
- Compatibility of fittings and tools

## APPROVED SYSTEMS

- Potable water
- Hydronic heating (w/ glycol)
- Chilled water
- Compressed air (200 PSI max)
- Non-medical gases (140 PSI max)
- Low pressure steam (15 PSI max)
- Vacuum (24.5" mercury max @ 68°F)

## WARRANTY

Streamline PRS™ fittings carry a 50-year limited warranty against defects in material and workmanship.

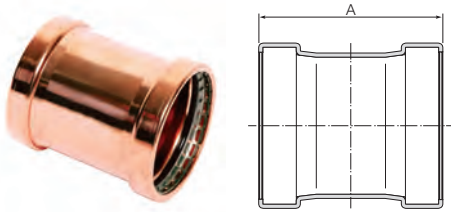
## APPROVALS & CERTIFICATIONS

- ASME B16.51
- IAPMO PS-117
- NSF/ANSI 61
- NSF/ANSI 372
- CSA
- ABS



**COUPLING • NO STOP • LARGE**

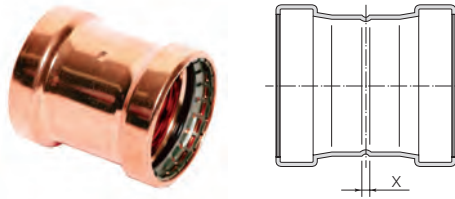
P X P



Item No.	Diameter	Approx Wt Lbs / Pc	Inner Qty Pcs / Bag	Master Qty Pcs / Box	Dimensions (Inch)
					A
PF 01910	2-1/2"	1.09	1	32	3.54
PF 01911	3"	1.45	1	18	3.86
PF 01913	4"	2.43	1	12	4.49

**COUPLING • STAKED STOP • LARGE**

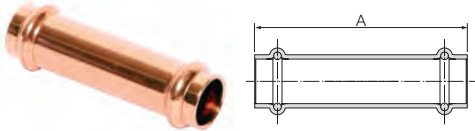
P X P



Item No.	Diameter	Approx Wt Lbs / Pc	Inner Qty Pcs / Bag	Master Qty Pcs / Box	Dimensions (Inch)
					X
PF 10151	2-1/2"	1.09	1	32	0.16
PF 10152	3"	1.45	1	18	0.16
PF 10154	4"	2.43	1	12	0.16

**COUPLING • NO STOP • EXTENDED • SMALL**

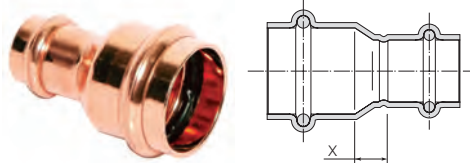
P X P



Item No.	Diameter	Approx Wt Lbs / Pc	Inner Qty Pcs / Bag	Master Qty Pcs / Box	Dimensions (Inch)
					A
PF 01950	1/2"	0.13	5	250	2.95
PF 01952	3/4"	0.20	5	150	3.41
PF 01955	1"	0.30	5	100	3.94
PF 01956	1-1/4"	0.38	1	60	4.13
PF 01957	1-1/2"	0.70	1	40	4.72
PF 01958	2"	0.95	1	27	5.31

**COUPLING • REDUCING • SMALL**

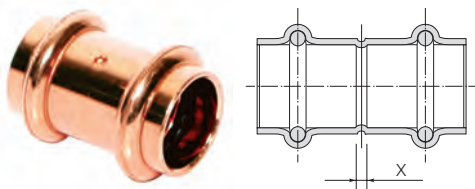
P X P



Item No.	Diameter	Approx Wt Lbs / Pc	Inner Qty Pcs / Bag	Master Qty Pcs / Box	Dimensions (Inch)
					X
PF 01036	3/4" x 1/2"	0.12	10	300	0.33
PF 01051	1" x 1/2"	0.16	10	200	0.53
PF 01049	1" x 3/4"	0.18	10	200	0.30
PF 01060	1-1/4" x 1/2"	0.21	1	100	0.71
PF 01058	1-1/4" x 3/4"	0.24	1	80	0.51
PF 01056	1-1/4" x 1"	0.23	1	80	0.31
PF 01069	1-1/2" x 1/2"	0.37	1	70	0.91
PF 01067	1-1/2" x 3/4"	0.39	1	70	0.69
PF 01065	1-1/2" x 1"	0.38	1	70	0.49
PF 01064	1-1/2" x 1-1/4"	0.39	1	60	0.37
PF 01079	2" x 1/2"	0.55	1	50	1.28
PF 01077	2" x 3/4"	0.55	1	50	1.10
PF 01075	2" x 1"	0.47	1	50	0.81
PF 01074	2" x 1-1/4"	0.55	1	40	0.73
PF 01073	2" x 1-1/2"	0.64	1	40	0.51

**COUPLING • STAKED STOP • SMALL**


P X P



Item No.	Diameter	Approx Wt Lbs / Pc	Inner Qty Pcs / Bag	Master Qty Pcs / Box	Dimensions (Inch)
					X
PF 10145	1/2"	0.08	10	550	0.08
PF 10146	3/4"	0.13	10	260	0.08
PF 10147	1"	0.16	5	170	0.08
PF 10148	1-1/4"	0.22	1	80	0.08
PF 10149	1-1/2"	0.46	1	50	0.08
PF 10150	2"	0.61	1	35	0.08

**COUPLING • REDUCING • LARGE**

P X P



Item No.	Diameter	Approx Wt Lbs / Pc	Inner Qty Pcs / Bag	Master Qty Pcs / Box	Dimensions (Inch)
					X
PF 01086	2-1/2" x 1"	0.99	1	40	1.54
PF 01085	2-1/2" x 1-1/4"	1.00	1	40	1.65
PF 01084	2-1/2" x 1-1/2"	1.09	1	40	1.50
PF 01083	2-1/2" x 2"	1.16	1	30	1.12
PF 01095	3" x 1-1/2"	1.57	1	24	1.83
PF 01094	3" x 2"	1.58	1	24	1.50
PF 01093	3" x 2-1/2"	1.73	1	24	1.14
PF 10111	4" x 2"	2.47	1	10	2.24
PF 10110	4" x 2-1/2"	2.67	1	10	1.93
PF 10109	4" x 3"	2.79	1	10	1.54