



Model WXTP

Water Thermal Expansion Tank

Application

Designed for installation on potable water lines between the backflow preventer or pressure reducing valve and the water heater to protect against water thermal expansion. When system pressure increases, water enters the tank which expands into the pre-charged air chamber, keeping system pressure below the relief valve setting.

Standards Compliance

- Water Quality Association - Certified to NSF/ANSI/CAN 61 & NSF/ANSI 372*
- *(0.25% MAX. WEIGHTED AVERAGE LEAD CONTENT)

Materials

Outer shell	Steel
Coatings	Epoxy finish (outer shell)
Connection	Stainless Steel
Bladder (WXTP)	Butyl Rubber (FDA approved)

Features

Sizes (liters):	WXTP-50V, WXTP-75V, WXTP-120V, WXTP-165V
-----------------	---

(V = vertical, free-standing)

Maximum supply pressure	80 PSI
End connections	Threaded NPT ANSI B1.20.1
Pre-charge (adjustable)	40 PSI

Note: Tanks are certified to NSF/ANSI Standard 61 domestic hot, but are suitable for temperatures up to 200°F.

Note: Not suitable for use on fire sprinkler systems as required by NFPA 13 or 13D.



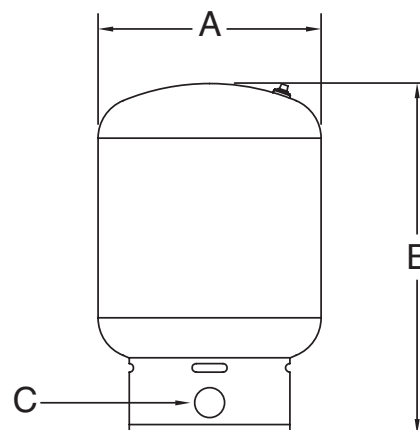
LEAD FREE



NSF/ANSI/CAN 61
NSF/ANSI 372

Accessories

- ☐ NR3XL - water pressure reducing valve
- ☐ P1000AXL - pressure relief valve
- ☐ TP1100A - temperature & pressure relief valve
- ☐ 375XL - reduced pressure backflow preventer




WXTP-50V to 320V

Dimensions & Weights (do not include pkg.)

TANK DIMENSIONS AND CAPACITIES											
MODEL NUMBER	MAXIMUM SUPPLY PRESSURE (psi)	TOTAL VOLUME (gallons)	MAXIMUM ACCEPTANCE VOLUME (gallons)	FACTORY PRE-CHARGE (psi)	DIMENSIONS					WEIGHT	
					DIAMETER A		HEIGHT B		SYSTEM CONNECTION C		
					in.	mm	in.	mm		lbs.	kg
WXTP-50V	80 PSIG	14	5.6	40	16	406	21 11/16	551	1" FNPT	32	14.5
WXTP-75V	80 PSIG	20	8.0	40	16	406	28 13/16	732	1" FNPT	39	17.7
WXTP-120V	80 PSIG	32	12.8	40	21	533	27 13/16	706	1" FNPT	60	27.2
WXTP-165V	80 PSIG	44	17.6	40	21	533	36 3/16	919	1 1/4" FNPT	72	32.7
NOTE: RELIEF VALVE MUST BE SET AT 150 PSIG MAXIMUM											

SIZING CHART

Supply Pressure (psig)	WATER HEATER CAPACITY (U.S. gal)
	200
80	50V

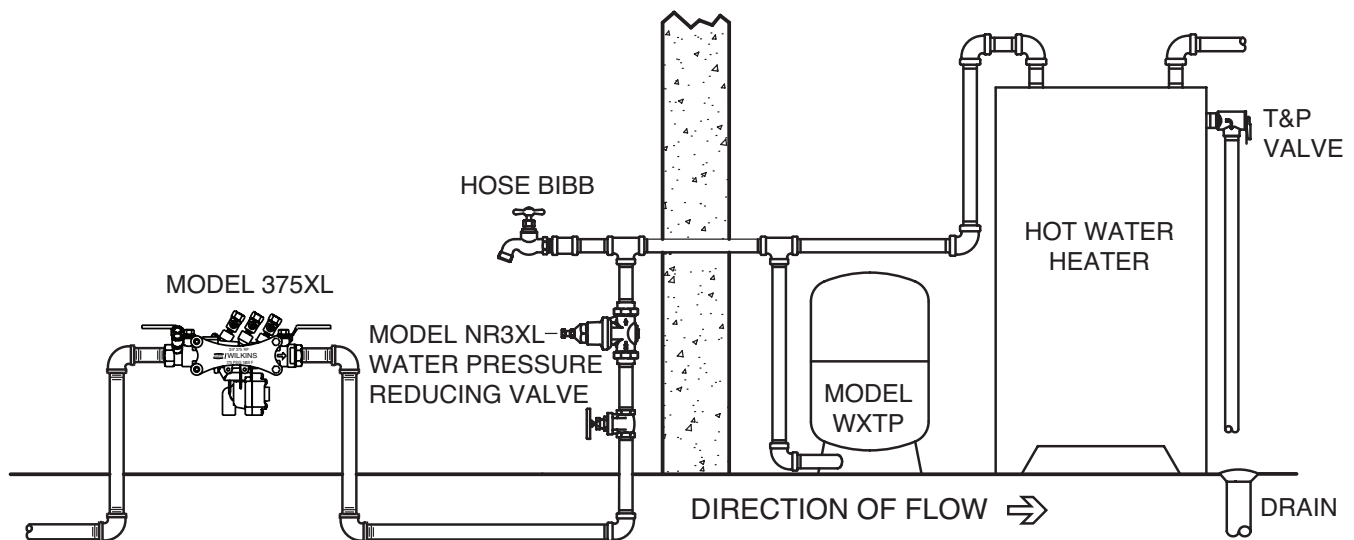
 = See XT Spec Sheet

Supply Pressure (PSIG)	Tank Pre-Charge (PSIG)	WATER HEATER CAPACITY (U.S. gal)										
		240	260	280	300	350	400	450	500	600	800	1000
40	40				50V	50V	75V	75V	75V	120V	120V	165V
50	50				50V	50V	75V	75V	75V	120V	120V	165V
55	55				50V	50V	75V	75V	75V	120V	120V	165V
60	60			50V	50V	50V	75V	75V	75V	120V	120V	165V
70	70	50V	50V	50V	50V	50V	75V	75V	75V	120V	120V	165V
80	80	50V	50V	50V	50V	75V	75V	75V	120V	120V	165V	165V

Based upon 100°F temperature rise (40°F to 140°F) and 150PSI maximum allowable tank pressure

Typical Installation

Local codes shall govern installation requirements. Unless otherwise specified, the assembly shall be mounted on the cold water supply and at least 18" from the cold water inlet to the heater. Note: If incoming water pressure is above 40 PSI, the maximum allowable pre-charge in this expansion tank is 80 PSI. A properly sized pressure relief valve set at a maximum of 150 PSI must also be installed in the system. For installations that have a supply pressure above 80 PSI, a properly sized pressure reducing valve should be installed on the system.



MODEL WXTP INSTALLATION "V" SERIES

Specifications

The Water Thermal Expansion Tank shall be certified to NSF/ANSI/CAN 61 & NSF/ANSI 372. The outer shell shall be high grade steel with exterior coating. The bladder shall be FDA approved butyl rubber and prevent water from contact with shell interior. The assembly shall incorporate a schrader valve for adjusting air pre-charge and a stainless steel system connection. The Water Thermal Expansion Tank shall be a ZURN WILKINS Model WXTP.