




# Model 975XL2TCU

## Reduced Pressure Principle Assembly with Test Cocks Up

### Application

Ideal for use where Lead-Free\* valves are required. Designed for installation on potable water lines to protect against both backsiphonage and backpressure of contaminated water into the potable water supply. Assembly shall provide protection where a potential health hazard exists.

Test cocks facing upward allows installation close to wall.



LEAD FREE



NSF/ANSI/CAN 61



### Standards Compliance

- ASSE® Listed 1013
- IAPMO® Listed
- CSA® Certified
- AWWA compliant C511
- Approved by the Foundation for Cross Connection Control and Hydraulic Research at the University of Southern California
- Meets the requirements of NSF/ANSI/CAN 61\*

\*(0.25% MAX. WEIGHTED AVERAGE LEAD CONTENT)

### Options

(Suffixes can be combined)

- ☐ - with full port QT ball valves (standard)
- ☐ L - less ball valves
- ☐ U - with union ball valves
- ☐ MS - with integral relief valve monitor switch
- ☐ S - with bronze "Y" type strainer
- ☐ BMS - with battery operated monitor switch
- ☐ FT - with integral male 45° flare SAE test fitting

### Materials

Main valve body	Low Lead Cast Bronze ASTM B 584
Access covers	Low Lead Cast Bronze ASTM B 584
Fasteners	Stainless Steel, 300 Series
Elastomers	Silicone (FDA Approved)
	Buna Nitrile (FDA Approved)
Polymers	Noryl™
Springs	Stainless Steel, 300 series
Ball valve handles	Stainless Steel

### Accessories

- ☐ Air gap
- ☐ Repair kits (rubber only)
- ☐ Thermal expansion tank (Mdl. XT)
- ☐ Soft seated check valve (Model 40XL2)
- ☐ Shock arrester (Model 1250XL)
- ☐ QT-SET Quick Test Fitting Set

### Features

Sizes: 3/4", 1", 1-1/4", 1-1/2", 2"

Maximum working water pressure

175 PSI

Maximum working water temperature

180°F

Hydrostatic test pressure

350 PSI

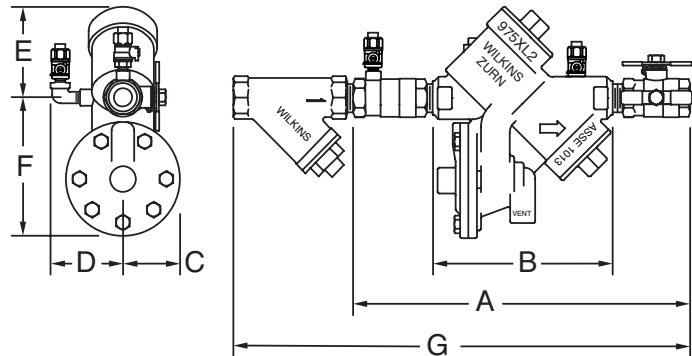
End connections Threaded

ANSI B1.20.1

Relief Valve discharge port:

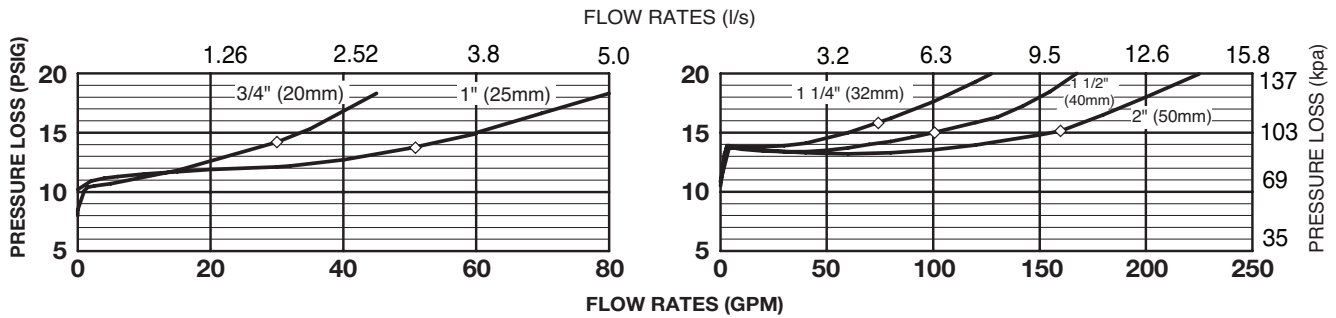
3/4" - 1" - 0.63 sq. in.

1 1/4" - 2" - 1.19 sq. in.



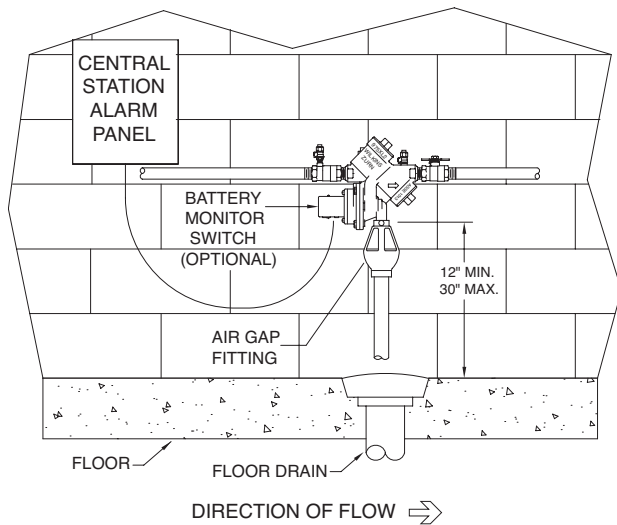
### Dimensions & Weights (do not include pkg.)

MODEL SIZE		DIMENSIONS (approximate)														WEIGHT			
		A		A UNION BALL VALVES		B LESS BALL VALVES		C		D		E		F		G		LESS BALL VALVES	WITH BALL VALVES
in.	mm	in.	mm	in.	mm	in.	mm	in.	mm	in.	mm	in.	mm	in.	mm	in.	mm	lbs	kg
3/4	20	12	305	14	356	7 3/4	197	2 1/8	54	3	76	3 1/2	89	5	127	15 3/4	400	10	4.5
1	25	13	330	14 1/4	362	7 3/4	197	2 1/8	54	3	76	3 1/2	89	5	127	17 3/4	451	10	4.5
1 1/4	32	17	432	19	483	10 15/16	278	2 3/4	70	3 1/2	89	5	127	6 3/4	171	22	559	22	10
1 1/2	40	17 3/8	441	20	508	10 15/16	278	2 3/4	70	3 1/2	89	5	127	6 3/4	171	23 1/8	587	22	10
2	50	18 1/2	470	21 1/4	540	10 15/16	278	2 3/4	70	3 1/2	89	5	127	6 3/4	171	25 1/2	648	22	10

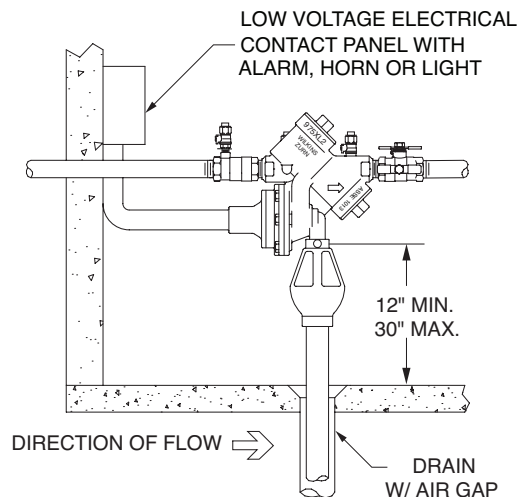
**MODEL 975XL2TCU 3/4", 1", 1 1/4", 1 1/2" & 2" (STANDARD & METRIC)****Typical Installation**

Local codes shall govern installation requirements. To be installed in accordance with the manufacturer's instructions and the latest edition of the Uniform Plumbing Code. Unless otherwise specified, the assembly shall be mounted at a minimum of 12" (305mm) and a maximum of 30" (762mm) above adequate drains with sufficient side clearance for testing and maintenance. The installation shall be made so that no part of the unit can be submerged.

Capacity thru Schedule 40 Pipe				
Pipe size	5 ft/sec	7.5 ft/sec	10 ft/sec	15 ft/sec
1/8"	1	1	2	3
1/4"	2	2	3	5
3/8"	3	4	6	9
1/2"	5	7	9	14
3/4"	8	12	17	25
1"	13	20	27	40
1 1/4"	23	35	47	70
1 1/2"	32	48	63	95
2"	52	78	105	167



**INDOOR INSTALLATION**  
(Shown with optional BMS)



**INDOOR INSTALLATION**  
(Shown with optional MS)

**Specifications**

The Reduced Pressure Principle Backflow Preventer shall be certified to NSF/ANSI/CAN 61 shall be ASSE® Listed 1013, rated to 180°F and supplied with full port ball valves. The main body and access covers shall be low lead bronze (ASTM B 584), the seat ring and all internal polymers shall be Noryl™ and the seat disc elastomers shall be silicone. The first and second checks shall be accessible for maintenance without disassembling the relief valve or the entire device from the line. If installed indoors, the installation shall be supplied with an air gap adapter, integral monitor switch and appropriate drain. The Reduced Pressure Principle Backflow Preventer shall be a ZURN WILKINS Model 975XL2TCU.