



DATA SUBMITTAL

Floor Mounted
Cal-Pro ZHT
Hydronic Expansion Tanks

Models: ZHT35F – ZHT700

Date: 07/2023

Job Name: _____

Submitted By: _____

Date: _____

Job Location: _____

Approved By: _____

Date: _____

Order No.: _____ Date: _____

Engineer: _____

Notes: _____

Contractor: _____

Sales Rep.: _____

Description

Zilmet floor mounted hydronic expansion tanks feature a compact design and a seamless diaphragm that never stretches or creases. Each tank is leak tested and all diaphragms are designed to maximize draw-down. These tanks have a welded side outlet that allows easy and quick installation. All tanks for use with a boiler in a non-potable, hydronic application.

Construction:

Shell: Carbon Steel
Connection: Carbon Steel
Factory Precharge: 12 PSIG
Membrane: SBR Synthetic Rubber

Performance Specifications

Min/Max Design Temperature: 14-210°F
Maximum Design Pressure (9.2 to 13.2 gal): 60 PSIG
Maximum Design Pressure (21.1 to 184.9 gal): 90 PSIG

Model Number	Volume (gal)	UPC Code	Tagging Information	Quantity
ZHT35F	9.2	5042297		
ZHT50F	13.2	5042303		
ZHT80	21.1	5038603		
ZHT105	27.7	5039839		
ZHT150	39.6	5039846		
ZHT200	52.8	5039884		
ZHT250	66.0	5039891		
ZHT300	79.3	5039907		
ZHT400	105.7	5038740		
ZHT500	132.1	5039914		
ZHT600	158.5	5038757		
ZHT700	184.9	5039921		

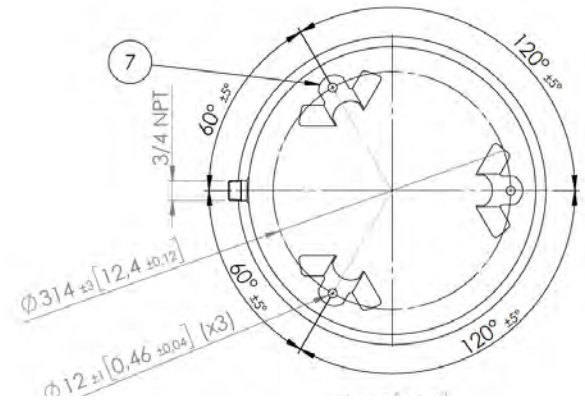

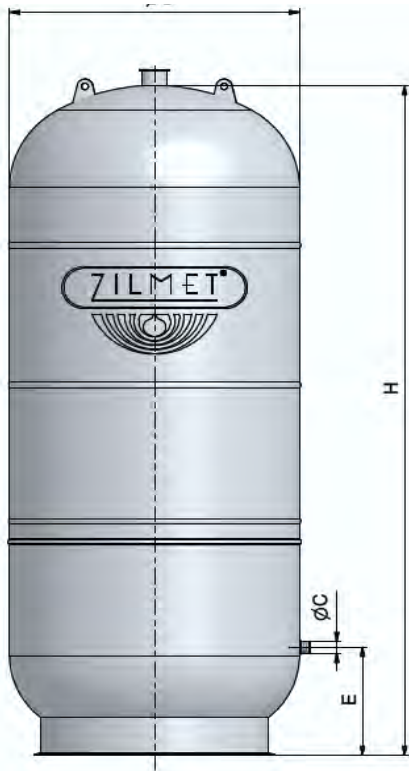


DATA SUBMITTAL

Vertical Hydronic Expansion Tanks with Stand

Models: ZHT35F – ZHT700

Date: 07/2023



Tank profiles shown for reference.

NOTE: ZHT35F and ZHT50F have feet not base.
Dimensions shown above mm(inches).

Model Number	Capacity	Ø – Diameter	H – Height	Weight (lbs)	E – Connection Height	Connection (NPT)	Acceptance Volume (gal)
ZHT35F	9.2	15.9	15.2	15.4	4.7	¾"	5.7
ZHT50F	13.2	16.0	20.0	21.5	6.2	¾"	8.1
ZHT80	21.1	17.7	23.9	34	5.9	¾"	15.3
ZHT105	27.7	19.7	26.2	44	6.5	¾"	20.1
ZHT150	39.6	19.7	35.3	55	8.5	¾"	28.8
ZHT200	52.8	23.6	32.0	66	8.9	¾"	38.4
ZHT250	66.0	24.8	37.0	90.2	9.6	¾"	48.0
ZHT300	79.3	24.8	43.5	101.2	43.5	¾"	57.7
ZHT400	105.7	24.8	57.1	144.1	9.6	¾"	76.8
ZHT500	132.1	29.5	52.8	154	11.4	1"	96.0
ZHT600	158.5	29.5	61.2	189.2	11.4	1"	115.2
ZHT700	184.9	29.5	69.1	211.2	11.4	1"	134.2