

Inverter Driven Heat Pump

12,000 BTU Single Zone Wall Mounted System

Job Name _____
 Location _____
 Engineer _____
 Submitted To _____
 Submitted By _____
 Reference _____

Date _____
 Approval _____
 Construction _____
 Unit No _____
 Drawing No _____

PRODUCT FEATURES

- Auto Changeover
- 24 hr. Timer
- Automatic airflow adjustment
- Auto/Cool/Dry/Fan/Heat modes
- Powerful Mode
- Cold Prevention
- Wireless Remote Controller Included



MODEL NUMBERS			
Indoor Unit			ASU12RL2
Outdoor Unit			AOU12RL2
System			12RL2
EFFICIENCIES			
SEER			16
SEER 2			16
EER			10
EER 2			10
HSPF			9
HSPF 2 (IV) / HSPF 2 (V)			9/7.1
COP	kW/kW		3.38
COP	Btu/hW		11.6
COP2	kW/kW		3.38
COP2	Btu/hW		11.6
OUTDOOR TEMPERATURE OPERATION RANGE			
Cooling	*F(°C)		14 to 115 (-10 to 46)
Heating			14 to 75 (-10 to 24)
CAPACITIES			
Cooling	Rated	Btu/h	12000
	Min.-Max.		3,100-12,500
Heating	Rated	Btu/h	14000
	Min.-Max.		3,100-16,000
LINESET REQUIREMENTS			
Connection Method			Flare
Liquid	in (mm)		Ø1/4 (Ø6.35)
Gas			Ø3/8 (Ø9.52)
Pre-charge length			49 (15)
Minimum Length	ft (m)		10 (3)
Max. length		66 (20)	
Max. height difference			49 (15)
INDOOR DIMENSIONS & WEIGHT			
Net (H x W x D)	in (mm)		10-5/16 x 32-5/16 x 8-1/8 (262 x 820 x 206)
Gross (H x W x D)		10-3/8 x 34-1/4 x 12-15/16 (263 x 870 x 328)	
Net Weight	lb (kg)		15 (7)
Gross Weight		20 (9)	
OUTDOOR DIMENSIONS & WEIGHT			
Net (H x W x D)	in (mm)		21-1/4 x 26 x 11-11/32 (540 x 660 x 290)
Gross (H x W x D)		24-1/16 x 31-3/8 x 15-13/16 (611 x 797 x 401)	
Net Weight	lb (kg)		68 (31)
Gross Weight		73 (33)	

Warranty Information



7 Year Compressor, 5 Year Parts out-of-the-box Warranty



10 Year Compressor, 10 Year Parts Warranty when registered within 60 days of installation in a residence



12 Year Compressor, 12 Year Parts Warranty when registered within 60 days of installation in a residence, and installed by a Fujitsu Elite contractor

ACCESSORIES

FJ-IR-WIFI-1NA	Intesis WiFi IR Module
----------------	------------------------



This system combination is Energy Star qualified



+App available in Apple® App Store and Google® Play Store.

Due to continuous product improvements, specifications are subject to change without notice. Please log in to the Fujitsu Portal for the most up-to-date documentation <https://connect.fujitsugeneral.com>

Effective Date: 11/4/2022

Inverter Driven Heat Pump

12,000 BTU Single Zone Wall Mounted System

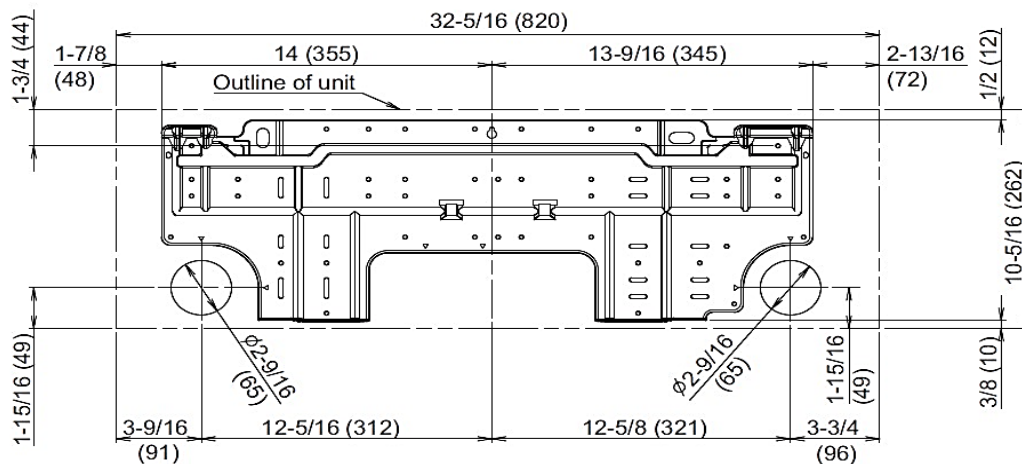
FAN DATA				
Indoor Unit Airflow rate	Cooling	HIGH	CFM (m3/h)	424 (720)
		MED		353 (600)
		LOW		250 (425)
		QUIET		191 (325)
	Heating	HIGH		436 (740)
		MED		353 (600)
		LOW		265 (450)
		QUIET		191 (325)
Outdoor Unit Airflow rate	Cooling		1,077 (1,830)	
	Heating		942 (1,600)	
SOUND PRESSURE				
Indoor Unit	Cooling	HIGH	dB (A)	43
		MED		38
		LOW		33
		QUIET		23
	Heating	HIGH		44
		MED		38
		LOW		33
		QUIET		23
Outdoor Unit	Cooling		51	
	Heating		51	
REFRIGERANT				
Type				R410A
Charge	lb oz			1 lb 12 oz
	g			800
Oil Type				POE (VG74)

ELECTRICAL SPECIFICATIONS					
Voltage/Frequency/Phase		115 V~ 60 Hz			
Available Voltage Range		103.5–126.5 V			
Current	Cooling	Rated	A	10.9	
	Heating	Rated		11	
Maximum Operating Current	Cooling			13	
	Heating			15	
Starting Current		11			
MCA		15			
Maximum Circuit Breaker		20			
Input Power	Cooling	Rated		kW	1.2
		Min.–Max.	0.23–1.44		
	Heating	Rated	1.21		
	Min.–Max.	0.21–1.66			
Power Factor	Cooling				96
	Heating				96
OTHER					
Moisture Removal		pints/h (L/h)	3.8 (1.8)		
Energy Star		No			
Drain hose	Material		PP+HDPE		
	Tip diameter	in (mm)	Ø17/32 (Ø13.8) (I.D.), Ø19/32 to 21/32 (Ø15 to 16.8) (O.D.)		
Operation Range	Cooling	°F (°C)	64 to 90 (18 to 32)		
		%RH	80 or less		
	Heating	°F (°C)	60 to 88 (16 to 30)		

DIMENSIONS:

Units: In. (mm)

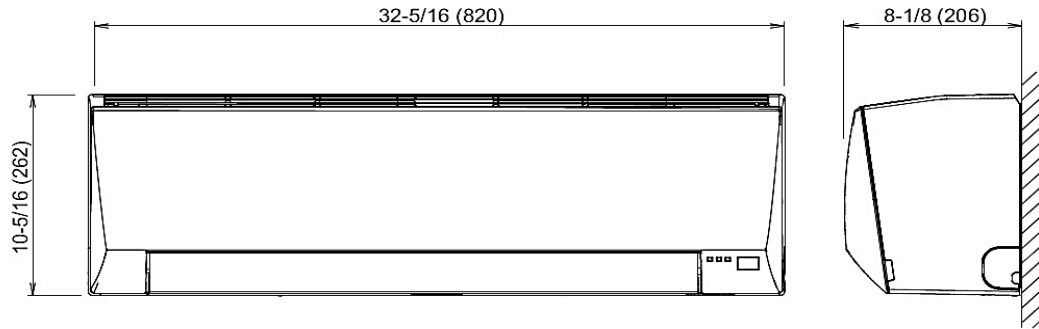
Wall Bracket Data:



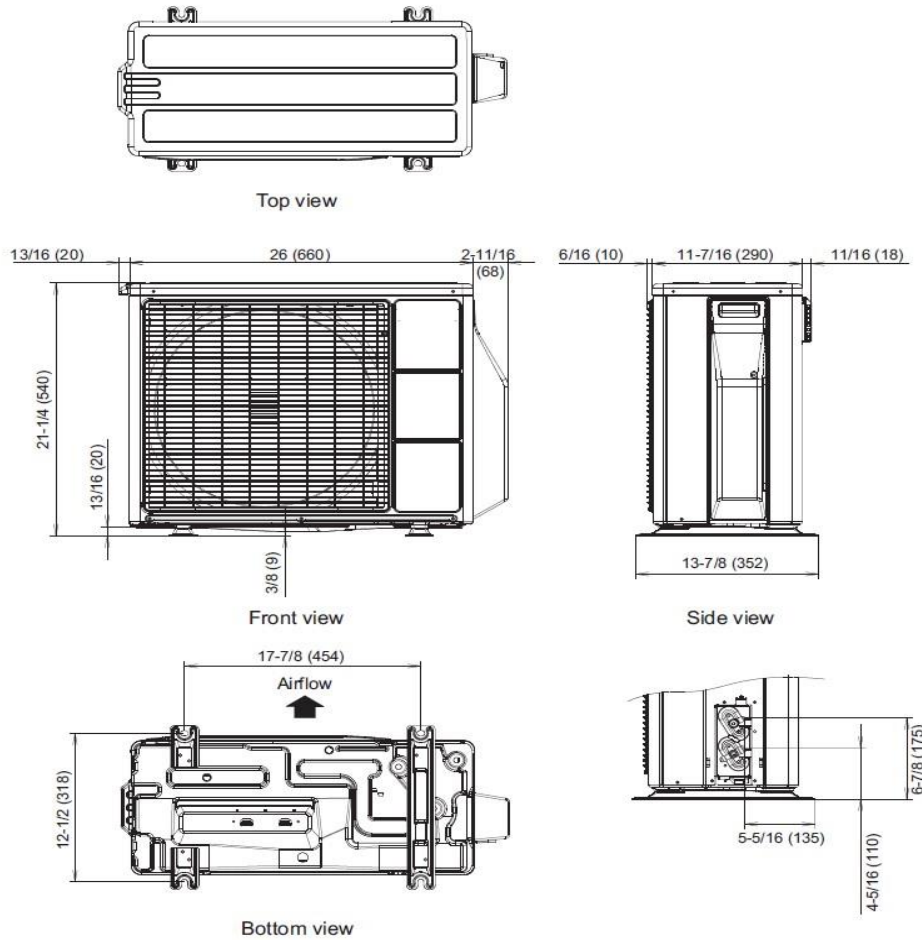
DIMENSIONS

Units: In. (mm)

Indoor Unit



Outdoor Unit



The Fujitsu logo is a worldwide trademark of Fujitsu General Limited. The Airstage logo and name is a worldwide trademark of Fujitsu General Limited and is a registered trademark in Japan, the USA and other countries or areas. Copyright 2022 Fujitsu General America, Inc. Fujitsu's products are subject to continuous improvements. Fujitsu reserves the right to modify product design, specifications and information in this brochure without notice and without incurring any obligations.

Note: Specifications are based on the following conditions:
 Cooling: Indoor temperature of 80°F (26.7°C) DB/67°F (19.4°C) WB, and outdoor temperature of 95°F (35°C) DB/75°F (23.9°C) WB. Heating: Indoor temperature of 70°F (21.1°C) DB/60°F (15.6°C) WB, and outdoor temperature of 47°F (8.3°C) DB/43°F (6.1°C) WB. Pipe length: 25ft. (7.5m), Height difference: 0ft. (0m) (Outdoor unit - indoor unit).