


Appliance **Boxes**



Efficiency Redefined

Strong

Made of heavy duty ABS material that withstands tough and rugged jobsite conditions.


Sleek

Contoured, paintable trim cover with chrome valves and water hammer arrestors provide a clean and professional appearance.


Versatile

Single compact design that is easy to install and can be mounted for top or bottom supplied water lines, either directly to the stud or between studs using a hyco bar or HoldRite 170.





Appliance Box Diagram




Compact, durable design made from heavy duty ABS materials

Drain knockout on both sides of box

Chrome valves and optional hammer arrestors for sleek , high-end appearance


White Paintable Trim Cover
Snaps into place, no adhesives or fasteners needed

Options for all connection types (PEX, copper and CPVC)




Fire-Rated
Options Available

Fire-Rated cover



Slots to easily install with Hyco bar, HoldRite 170 or directly to studs





Optional Funnel/Diverter attachment for use when utilizing condensate/T&P to provide water wall effect to avoid splashing within the box



Washing Machine Boxes

Features and Benefits





- Compact design
- Options for all connection types: PEX, copper and CPVC
- End Connection pipe tail pieces – All supply inlets are 1/2" CTS tubing
- Copper Type L Tubing: ASTM B88 (sweat, press or PTC)
- CPVC Tubing: ASTM D24896 (Glue or PTC)
- Pex-A Tubing: ASTM F876, ASTM F877, CSA B137.5 and listed for approval with following connection methods: ASTM F1807/F2098/ F1960/F2159/F3347/F3348 AND ASSE 1061
- Paintable trim cover that Snaps into place – no adhesives or fasteners needed (will fit 1 or 2 layers of 1/2 in. or 5/8 in. sheetrock)
- Ships with debris cover and also includes optional hot/cold valve marking labels
- Attaches to 170/170-26 brackets (only in top position), hyco bar or directly to studs
- Valves can be installed in upright or inverted position
- Drain knockout on both sides of box. Each drain knockout also includes (1x) 3/4 in. CTS and (1x) 3/4 in. IPS knockout for use with condensate or T&P relief piping (utilizing box drain)
- Optional funnel/diverter attachment for use when utilizing condensate/T&P to provide water wall effect to avoid splashing within the box

| | Model # | Description |
|---|----------|--|
| Non Fire-Rated No Arrestors | | |
|  | HR-W-P | Washing machine outlet box non fire-rated PEX |
| | HR-W-C | Washing machine outlet box non fire-rated CPVC |
| | HR-W-M | Washing machine outlet box non fire-rated copper |
| Non-Fire Rated with Arrestors | | |
|  | HR-WA-P | Washing machine non fire-rated PEX w/ arrestors |
| | HR-WA-C | Washing machine non fire-rated CPVC w/ arrestors |
| | HR-WA-M | Washing machine non fire-rated copper w/ arrestors |
| Fire-Rated No Arrestors | | |
|  | HR-WR-P | Washing machine fire-rated PEX |
| | HR-WR-C | Washing machine fire-rated CPVC |
| | HR-WR-M | Washing machine fire-rated copper |
| Fire-Rated with Arrestors | | |
|  | HR-WRA-P | Washing machine fire-rated PEX w/ arrestors |
| | HR-WRA-C | Washing machine fire-rated CPVC w/ arrestors |
| | HR-WRA-M | Washing machine fire-rated copper w/ arrestors |

Ice Maker Boxes

Features and Benefits





- End Connection pipe tail pieces – All supply inlets are 1/2 in. CTS tubing
- Copper Type L Tubing: ASTM B88 (sweat, press or PTC)
- CPVC Tubing: ASTM D24896 (Glue or PTC)
- Pex-A Tubing: ASTM F876, ASTM F877, CSA B137.5 and listed for approval with following connection methods: ASTM F1807/F2098/F1960/F2159/F3347/F3348 AND ASSE 1061
- Can be used for Ice Makers/Water Dispensers, Dishwashers, Sinks or Toilets
- Designed for use in Residential or Commercial applications
- 1/4 in. O.D. compression outlet
- Slim, Compact Design
- Arrestor and non-arrestor options
- Made of durable ABS plastic
- Fire Rated & Non-Fire Rated options available (1hr & 2hr ratings)
- White Paintable Trim Cover – snaps into place, no adhesives or fasteners needed (will fit 1 or 2 layers of 1/2 in. or 5/8 in. sheetrock)
- Will ship with rough-in debris cover
- Attaches to 170/170-26 brackets (only in Top position), Hyco or directly to studs
- Can be installed upright or inverted position. Top or bottom supply.

| | Model # | Description |
|---|--------------------------------------|--|
|  | Non Fire-Rated No Arrestors | |
| | HR-IM-P-0 | Ice maker non fire-rated PEX |
| | HR-IM-C-0 | Ice maker non fire-rated CPVC |
| | HR-IM-M-0 | Ice maker non fire-rated copper |
|  | Non-Fire Rated with Arrestors | |
| | HR-IMA-P-0 | Ice maker non fire-rated PEX w/ arrestors |
| | HR-IMA-C-0 | Ice maker non fire-rated CPVC w/ arrestors |
| | HR-IMA-M-0 | Ice maker non fire-rated copper w/ arrestors |
|  | Fire-Rated No Arrestors | |
| | HR-IMR-P-0 | Ice maker fire-rated PEX |
| | HR-IMR-C-0 | Ice maker fire-rated CPVC |
| | HR-IMR-M-0 | Ice maker fire-rated copper |
|  | Fire-Rated with Arrestors | |
| | HR-IMRA-P-0 | Ice maker fire-rated PEX w/ arrestors |
| | HR-IMRA-C-0 | Ice maker fire-rated CPVC w/ arrestors |
| | HR-IMRA-M-0 | Ice maker fire-rated copper w/ arrestors |

Appliance Fixture Boxes

Features and Benefits

- End Connection pipe tail pieces – All supply inlets are ½" CTS tubing
- Copper Type L Tubing: ASTM B88 (sweat, press or PTC)
- CPVC Tubing: ASTM D24896 (Glue or PTC)
- Pex-A Tubing: ASTM F876, ASTM F877, CSA B137.5 and listed for approval with following connection methods: ASTM F1807/F2098/F1960/F2159/F3347/F3348 AND ASSE 1061
- Can be used for Ice Makers/Water Dispensers, Dishwashers, Sinks or Toilets
- Designed for use in Residential or Commercial applications
- 3/8 in. O.D. compression outlet
- Slim, Compact Design
- Arrestor and non-arrestor options
- Made of durable ABS plastic
- Fire Rated & Non-Fire Rated options available (1hr & 2hr ratings)
- White Paintable Trim Cover – snaps into place, no adhesives or fasteners needed (will fit 1 or 2 layers of ½" or 5/8" sheetrock)
- Will ship with rough-in debris cover
- Attaches to 170/170-26 brackets (only in Top position), Hyco or directly to studs
- Can be installed upright or inverted position. Top or bottom supply.

| | Model # | Description |
|---|-------------|--|
| Non Fire-Rated No Arrestors | | |
|  | HR-AF-P-1 | Appliance fixture box non fire-rated PEX |
| | HR-AF-C-1 | Appliance fixture box non fire-rated CPVC |
| | HR-AF-M-1 | Appliance fixture box non fire-rated copper |
| Non-Fire Rated with Arrestors | | |
|  | HR-AFA-P-1 | Appliance fixture box non fire-rated PEX w/ arrestors |
| | HR-AFA-C-1 | Appliance fixture box non fire-rated CPVC w/ arrestors |
| | HR-AFA-M-1 | Appliance fixture box non fire-rated copper w/ arrestors |
| Fire-Rated No Arrestors | | |
|  | HR-AFR-P-1 | Appliance fixture box fire-rated PEX |
| | HR-AFR-C-1 | Appliance fixture box fire-rated CPVC |
| | HR-AFR-M-1 | Appliance fixture box fire-rated copper |
| Fire-Rated with Arrestors | | |
|  | HR-AFRA-P-1 | Appliance fixture box fire-rated PEX w/ arrestors |
| | HR-AFRA-C-1 | Appliance fixture box fire-rated CPVC w/ arrestors |
| | HR-AFRA-M-1 | Appliance fixture box fire-rated copper w/ arrestors |



Connect with us



Certifications

The most up-to-date certifications and warranty can be found at holdrite.com

Tel: 1-877-700-4242 | Fax: 1-877-700-4280
Manufactured & Distributed by Reliance Worldwide Corporation®.
HR_BRO_Appliance Boxes Brochure_1400388952_724

